









	TRU-Comfort 2 SPP	Essence SPP	Solution® SPP	Spectrum® Foam/Gel SPP	Premiere P	Glacial SP	Zen SP	Simplicity G
DESCRIPTION <sup>1</sup>	 <p>Multi-layered foam Deep contour, CoolCore® cushion cover has “pockets” on sides</p>	 <p>Low profile Tru-Comfort 2, lateral and pre-ischial shelf  Contoured, HD molded foam base, coccyx and sacral relief</p>	 <p>Standard viscoelastic foam top with twin cell aqueous viscous gel (heavier gel) insert in ischial well, mid-level contour</p>	 <p>SunMate FRG foam top (SunMate FRG XXSoft (blue); Medsoft (green)) with multi-layered foam insert or twin cell ultra-lightweight viscous gel insert in ischial well, sacral relief</p>	 <p>Gray X-Soft SunMate FRG foam topper, high density positioning wedges built in for offloading.</p>	 <p>New SIM G base, fluid resistant overlay, top and sides  TPU heat-sealed, low profile, light-weight cooling gel topper</p>	 <p>New SIM G base, SunMate FRG XXSoft (blue topper), low profile, lightweight</p>	 <p>High-density foam  Stealth-Tek cover standard  More contour to sacral/coccyx relief well</p>
WEIGHT CAPACITY	14-15” W: 175 lbs. 16-21” W: 350 lbs. 22+” W: 450 lbs.	10-15” W: 175 lbs. 16-21” W: 350 lbs. 22” W: 450 lbs.	10-15” W: 175 lbs. 16-20” W: 350 lbs. 22+” W: 500 lbs.	14” W: 175 lbs. Foam & Gel 16-20” W: 350 lbs. Foam & Gel 22+” W: 650 lbs. Foam; 550 lbs. Gel	14-15” W: 175 lbs. 16-21” W: 350 lbs. 22” W: 500 lbs.	10-15” W: 175 lbs. 16-21” W: 350 lbs. 22+” W: 400 lbs.	10-15” W: 175 lbs. 16-21” W: 350 lbs. 22+”: 400 lbs.	10-15” W: 175 lbs. 16-21” W: 350 lbs. 22+” W: 400 lbs.
OVERALL WEIGHT	4 lbs.	3.5 - 5 lbs.	5.4 lbs.	Foam: 3 lbs.      Gel: 3.5 lbs.	3.5 lbs.	3.5 lbs.	2.5 lbs.	2 lbs.
HEIGHT	4.5”	3.5”	3”	3”	3.5”	2.5”	3”	2”
DIMENSIONS <sup>2</sup>	14x14” up to 24x24”  Odd sizes in 15-21” W  SOF available	10x10” up to 22x24”  Odd sizes in 15-21” W  SOF available	10x10” up to 24x24”  Odd sizes in 15-19” W  SOF available	Foam: 14x18” up to 32x28” Gel: 14x18” up to 24x26”  Odd sizes in 17” and 19” W  SOF available	14x13” up to 22x22”  Odd sizes up to 21” W  SOF available	10x10” up to 24x24”  Odd sizes in 15-21” W  No SOF	10x10” up to 24x24”  Odd sizes in 15-21” W  SOF available	10x10” up to 24x24”  Odd sizes in 15-21” W  No SOF
MSRP	\$420 - \$525	\$420 - \$625	\$394 - \$452	\$483 - \$557 (\$620 for Spectrum Foam SPP larger than 24”)	\$341 - \$499	\$347 - \$462	\$331 - \$446	\$116 - \$173
HCPCS	E2607/E2608	E2607/E2608	E2607/E2608	E2607/E2608	E2605/E2606	E2603/E2604	E2603/E2604	E2601/E2602
ALLOWANCES <sup>3</sup>	\$332.23 / \$398.98	\$332.23 / \$398.98	\$332.23 / \$398.98	\$332.23 / \$398.98	\$308.53 / \$481.33	\$173.74 / \$215.97	\$173.74 / \$215.97	\$70.10 / \$136.85

- 1) CoolCore® is standard on all cushions except the Simplicity G.  
2) Special order sizes available for all cushions except the Glacial SP and Simplicity G. Contact sales for additional assistance.  
3) Allowances listed are estimations for cushions billed in conjunction with Group 3 power chair bases using the KU modifier and may vary by state.



• [quantumrehab.com](http://quantumrehab.com) • [stealthproducts.com](http://stealthproducts.com) • 866-800-2002

**QUANTUM**®  
#1 FOR REHAB POWER

DME providers are responsible for determining appropriate billing codes when submitting for insurance reimbursement. HCPCS codes provided should not be considered as legal advice and do not guarantee reimbursement. Payer coding, coverage, and bundling guidelines may apply.