

**Quantum® Q1121 Series**  
Group 3 Single Power and Multiple Power  
Order Form  
300 lbs. weight capacity



Account Number: \_\_\_\_\_

Provider Name: \_\_\_\_\_

Contact: \_\_\_\_\_

Phone: \_\_\_\_\_

Fax: \_\_\_\_\_

Date: \_\_\_\_\_

PO#: \_\_\_\_\_

Marked For: \_\_\_\_\_

Ship To: \_\_\_\_\_

Address: \_\_\_\_\_

City: \_\_\_\_\_ State: \_\_\_\_\_ Zip: \_\_\_\_\_

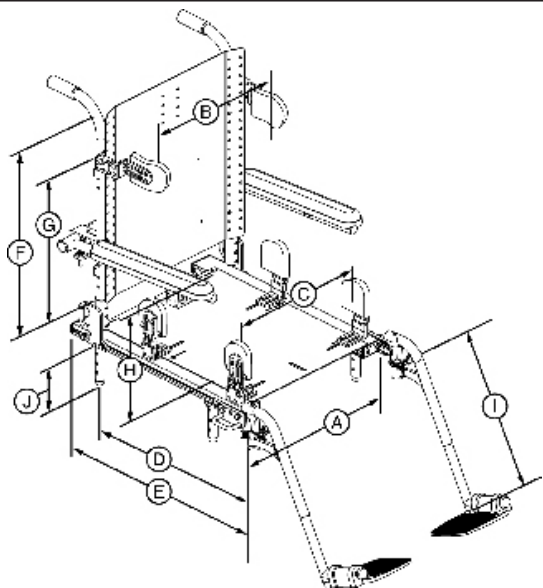
Discount: \_\_\_\_\_

Terms: \_\_\_\_\_

Freight: \_\_\_\_\_

Taken By: \_\_\_\_\_

**SET-TO-SPEC\***



Client Height: \_\_\_\_\_

Client Weight: \_\_\_\_\_

A. Seat Width: \_\_\_\_\_

B. Lateral Offset: \_\_\_\_\_

C. Hip/Thigh Lateral Offset: \_\_\_\_\_

D. Center of Gravity: *Optimized based on seat dimensions*

E. Seat Depth: \_\_\_\_\_

F. Back Height from Pan: \_\_\_\_\_

G. Lateral Height from Pan: \_\_\_\_\_

H. Armrest Height from Pan: \_\_\_\_\_

I. Rigging Length (whole numbers only): \_\_\_\_\_

J. Seat to Floor Height (circle one): \_\_\_\_\_

Seating System	Seat-To-Floor Heights			
TRU-Balance® Tilt or Tilt & Recline (Fixed Towers)	18.125"	19"	19.875"	20.75"
TRU-Balance® Tilt or Tilt & Recline (Angle Adjustable Towers)	17.375"	18.25"	19.125"	20"
TRU-Balance® Recline Only	16.5"		17.5"	18.5"

*Seat to floor height are +/- 1/8" with 18"W x 18"D with Flat-Free tires (add 3/8" for pneumatic tires).  
Increased widths may increase lowest seat to floor heights.*

Clinician Notes: \_\_\_\_\_

\_\_\_\_\_

\_\_\_\_\_

\* While every effort will be taken to ensure items will be preset to your specifications prior to shipping, variations in options may effect final settings.

DME providers are responsible for determining appropriate billing codes when submitting for insurance reimbursement.

HCPCS codes should not be considered as legal advice. All prices are MSRP.

**BASE MODEL** **EXPANDABLE CONTROLS (cont.)**

Description	Price	HCPCS Code
<input type="checkbox"/> Quantum 1121 3SP-SS	\$6,201	K0856
<input type="checkbox"/> Quantum 1121 3MP-SS	\$6,001	K0861

**COLOR**

<input type="checkbox"/> Champagne	<input type="checkbox"/> Onyx Black
<input type="checkbox"/> Candy Apple Red	<input type="checkbox"/> Sunburst Orange
<input type="checkbox"/> Viper Blue	

**DRIVE WHEELS**

Description	Price
<input type="checkbox"/> 14" Flat-Free	Standard
<input type="checkbox"/> 14" Pneumatic	No Charge



**BATTERY CHARGER**

Description	Price
<input type="checkbox"/> 8 Amp, Off-board Charger	Standard

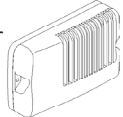


**BASE MOUNTED FOOT PLATFORM**



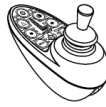


<input type="checkbox"/> No Base Mounted Front Platform	No Charge
<input type="checkbox"/> Base Mounted Foot Platform	Standard
<input type="checkbox"/> 9.5"D	<input type="checkbox"/> 11.62"D

**NON-EXPANDABLE CONTROLS**


Description	Price
<input type="checkbox"/> P&G VSI 70 amp 	No Charge
<input type="checkbox"/> P&G 6-Key VSI 70 amp 	\$200 <i>Standard on 3SP- C Package</i>

**EXPANDABLE CONTROLS**

Description	Price	HCPCS Code
<b>All Joystics or Omni Plus must be used in conjunction with a PG Controller and Harness for Expandable Controller</b>		
<input type="checkbox"/> P&G Controller 	\$695	E2377
<input type="checkbox"/> Harness For Expandable Controller	\$350	E2313
<input type="checkbox"/> 3-Key Remote Plus Joystick, 70 amp 	\$700	
<input type="checkbox"/> 1 Profile <input type="checkbox"/> Multiple Profile		
<input type="checkbox"/> Remote Plus Joystick, 70 amp with Speed Dial 	\$700	

<input type="checkbox"/> Remote Plus Joystick, 70 amp with Toggles 	\$700
<input type="checkbox"/> Remote Plus Joystick, 70 amp with Switch Jacks 	\$700
<input type="checkbox"/> 7-Key Remote Plus Joystick, 70 amp 	\$700
<input type="checkbox"/> 1 Profile <input type="checkbox"/> Multiple Profile <i>Required For LED Light Package</i>	
<input type="checkbox"/> Micro Drive Joystick, 70 amp <sup>1</sup> 	\$700
<input type="checkbox"/> Omni Plus <sup>2</sup> 	\$1,721.63

**PROGRAMMING**

Description	Price
<input type="checkbox"/> P&G Handheld Programmer 	\$423

**JOYSTICK MOUNTING BRACKETS**

Description	Price	HCPCS Code
<i>Comes Standard with a Quick Release, Adjustable-Height Joystick Block</i>		
<input type="checkbox"/> Fixed Inline	Standard	
<input type="checkbox"/> Left <input type="checkbox"/> Right		
<input type="checkbox"/> Swing-away	\$210	E1028
<input type="checkbox"/> Left <input type="checkbox"/> Right <input type="checkbox"/> Inline <input type="checkbox"/> Offset <input type="checkbox"/> 4" Ext. <input type="checkbox"/> 7" Ext.		
<input type="checkbox"/> Multi-axis Fixed	\$100	K0108
<input type="checkbox"/> Left <input type="checkbox"/> Right		

**JOYSTICK HANDLES**

Description	Price	HCPCS Code
<input type="checkbox"/> Standard Knob	Standard	
<input type="checkbox"/> Mushroom Handle	\$71	E2323
<input type="checkbox"/> T-Bar	\$107	E2323
<input type="checkbox"/> Chin Cup	\$71	E2324 <sup>3</sup>
<input type="checkbox"/> Extended I-Handle	\$71	E2323
<input type="checkbox"/> Soft Ball Handle	\$50	E2323
<input type="checkbox"/> Medium Ball Handle	\$50	E2323
<input type="checkbox"/> Bodypoint 3" Goal Post Handle	\$69	E2323
<input type="checkbox"/> Bodypoint 4" Goal Post Handle	\$69	E2323

**FOOTNOTES**

- Requires multi-axis joystick mount, no charge.
- See Specialty Electronics order form for additional mounting options and secondary controls.
- Use HCPCS code E2323 when not used in conjunction with chin control.

**TRU-BALANCE® POWER POSITIONING SYSTEMS**

**TRU-COMFORT™ SEATING**

Description	Price	HCPCS Code
<input type="checkbox"/> TRU-Balance® Power Tilt (55°) <i>55 degree center of gravity (CG) power tilt seating system. 300lbs weight capacity.</i>	\$4995	E1002
<input type="checkbox"/> TRU-Balance® Power Recline (168°) <i>Full Drive lock-out at 20 degrees. 300 lbs. weight capacity</i>	\$5595	E1004
<input type="checkbox"/> TRU-Balance® Power Tilt (55°) & Recline (168°) <i>Full Drive lock-out at 20 degrees, 300 lbs. weight capacity 55 degree center of gravity (CG) power tilt seating system.</i>	\$9595	E1007
<input type="checkbox"/> TRU-Balance® 7" Power Elevate <i>Includes 1/4 Speed Inhibit, 300 lbs Weight Capacity, 20"W x 20"D Max. Seat Size</i>	\$1895	

Description	Price	HCPCS Code
<i>Please refer to TRU-Comfort™ Cushion and TRU-Comfort Back order forms for detailed pricing, sizes and codes.</i>		
<b>TRU-Comfort™ Back Cushion:</b>		
<input type="checkbox"/> 16"W <input type="checkbox"/> 18" W <input type="checkbox"/> 20"W	\$595	E2620
<b>Back Height<sup>6</sup>:</b>		
<input type="checkbox"/> 22" H <input type="checkbox"/> 25" H	No Charge	
<b>Cover:</b>		
<input type="checkbox"/> Standard Allure leather-like cover	No Charge	
<input type="checkbox"/> Plus 4-way stretch material cover	No Charge	
<b>TRU-Comfort™ Back Options:</b>		
<input type="checkbox"/> Offset (Meso) <sup>7</sup>	\$195	
<input type="checkbox"/> 2" (1" Per Side) <input type="checkbox"/> 4" (2" Per Side)		
<input type="checkbox"/> Inset (Endo) <sup>7</sup>	\$195	
<input type="checkbox"/> 2" (1" Per Side) <input type="checkbox"/> 4" (2" Per Side)		
<b>TRU-Comfort™ Seat Cushion</b> <i>General Use</i>		
<i>Includes Allure leather-like cover</i>		
<input type="checkbox"/> 16" x 16" - 20" x 20"	\$380	E2601
<b>TRU-Comfort™ Plus Seat Cushion</b> <i>Skin Protection</i>		
<i>Includes 4-way stretch material cover</i>		
<input type="checkbox"/> 16" x 16" - 20" x 20"	\$380	E2603

**SEATING SPECIFICATIONS**

**Tower Selection (Tilt or Tilt/Recline Only):**

Angle Adjustable     Fixed

**Seat Width:**

14"     15"     16"     17"     18"

19"     20"

**Seat Width Package:**

14"W-18"W     16"W-20"W

**Seat Depth:**

14"     15"     16"     17"     18"

19"     20"

**Seat Depth Package:**

14"D-18"D     16"D-20"D

**Back Cane Height:**

14"     15"     16"     17"     18"

19"     20"     21"     22"     23"

24"     25"

**Back Rest Height:**

18"     19"     20"     21"     22"

23"     24"     25"

**BACK OPTIONS**

Description	Price	HCPCS Code
<b>Tilt Back:</b>		
<input type="checkbox"/> Synergy Back with 1.5" thick back cushion <i>Choose Lateral Extension:</i>	Standard	
<input type="checkbox"/> 10" (For Back Heights 18")	\$25	
<input type="checkbox"/> 12" (For Back Heights 19"-22")	\$25	
<input type="checkbox"/> 16" (For Back Heights 23"-25")	\$25	
<input type="checkbox"/> Synergy® Shape Back Positioning Back <i>See Synergy Shape Back order form for detailed pricing, sizes and codes</i>	Various	E2613/E2614
<input type="checkbox"/> Omit Back	(-\$100)	
<b>Tilt Back Options:</b>		
<input type="checkbox"/> Standard Back Canes	Standard	
<input type="checkbox"/> Omit Push Handles	\$125	
<input type="checkbox"/> Flip Forward Canes <sup>1</sup>	\$150	
<input type="checkbox"/> Omit Push Handles	\$125	
<input type="checkbox"/> Offset (Meso) <sup>2</sup>	\$195	
<input type="checkbox"/> 2" (1" Per Side) <input type="checkbox"/> 4" (2" Per Side)		
<input type="checkbox"/> Inset (Endo) <sup>2</sup>	\$195	
<input type="checkbox"/> 2" (1" Per Side) <input type="checkbox"/> 4" (2" Per Side)		
<input type="checkbox"/> Attendant Manual Recline <sup>3</sup> <i>250lbs Weight Capacity, 180° of Recline</i>	\$750	E1226
<b>Recline Back:</b>		
<input type="checkbox"/> Synergy Reclining Back <i>with 1.5" thick back cushion</i>	Standard	
<input type="checkbox"/> After Market Back Interface <sup>4</sup>	\$200	
<b>Recline Back Options:</b>		
<input type="checkbox"/> Offset (Meso) <sup>5</sup>	\$195	
<input type="checkbox"/> 2" (1" Per Side) <input type="checkbox"/> 4" (2" Per Side)		
<input type="checkbox"/> Inset (Endo) <sup>5</sup>	\$195	
<input type="checkbox"/> 2" (1" Per Side) <input type="checkbox"/> 4" (2" Per Side)		
<b>Color Shroud Option:</b>		
<input type="checkbox"/> Black	Standard	
<input type="checkbox"/> Champagne	N/C	
<input type="checkbox"/> Sunburst Orange	N/C	
<input type="checkbox"/> Candy Apple Red	N/C	
<input type="checkbox"/> Viper Blue	N/C	

**ARMRESTS**

Description	Price	HCPCS Code
<b>Tilt Armrests:</b>		
<input type="checkbox"/> Flip-back, Cane Mounted <sup>8</sup>	No Charge	
<input type="checkbox"/> 2-post, Flip-back, Height-adjustable, Removable <sup>8,9</sup>	No Charge	
<input type="checkbox"/> Single-post, Height-adjustable, Removable <sup>10</sup> <input type="checkbox"/> Quad Release Lever	No Charge	
<input type="checkbox"/> Bariatric, Removable Height, Adjustable <sup>11</sup> <input type="checkbox"/> 8"H - 12"H <input type="checkbox"/> 10"H-14"H	\$150	
<input type="checkbox"/> Removable, Single-post, Height Adjustable, Heavy Duty <input type="checkbox"/> 8"H - 12"H <input type="checkbox"/> 10"H-14"H	No Charge	
<input type="checkbox"/> Pediatric, Removable <sup>12</sup> Color: <input type="checkbox"/> Match Shroud <input type="checkbox"/> Black <input type="checkbox"/> Quad Release Lever	No Charge	
<input type="checkbox"/> Height Adjustable Cantilever Armrests <sup>13</sup>	\$195	
<i>Angle-Adjustable: - 30° through + 30°</i>		
<b>Recline Armrests:</b>		
<input type="checkbox"/> Reclining, Flip Back <i>TRU-Balance Power Recline Only</i> <input type="checkbox"/> 8"H - 9"H <input type="checkbox"/> 10"H-11"H		
<input type="checkbox"/> Height Adjustable Cantilever Armrests <sup>13</sup>	\$195	
<i>Angle-Adjustable: - 30° through + 30°</i>		

**FOOTNOTES**

- Not available with Attendant Manual Recline, Vent Tray, O2 Holder or Bariatric, Cane Mounted or Cantilever Arms. Tru Comfort Back requires SOF. May interfere with Lateral Supports and Waterfall Arm-pads.
- Dual Post Flip-back Armrests interfere with Meso brackets. Not available with Manual Recline.
- Not available with Flip Back Arms, Cantilever Arms, Shape Back or Power Elevate. Requires 22"H canes. Pivot point 2.5" above seat pan. In iQuantum this option should be chosen under 'Depth Package Type' and also 'Back Cane Type'.
- Seat depth may be adjusted to accommodate certain after market backs. Contact your Quantum Specialist for details. Does not include brackets to mount After Market Back.
- Recline units require Cantilever Armrests and disallows the selection of an Articulating Vent Tray. Back width cannot be less than 14"W or exceed 24"W.
- TRU-Comfort Back Rest Height is measured from the top of a 3" cushion.
- Dual Post Flip-back Armrests interfere with Meso brackets. Back width cannot be less than 16"W or exceed 22"W.
- Interferes with swing-away laterals
- Height adjustable from 9"-13" from seat pan in 1" increments. Not available with a depth less than 15".
- Height adjustable from 11"-17" from seat pan in 1/2" increments
- Bariatric armrests must be used with bariatric arm-pads.
- Height adjustable from 7.75"-9.75" from seat pan in 1/2" increments. Not available with full length arm-pads
- Height adjustment from 11-17" from seat pan depends on cane height. Not available with Manual Recline, Flip Forward back canes, Cane Clamp Pushbar, & Shape Back. Call for details when selecting aftermarket arm troughs.

**ARMPADS**

Description	Price
<input type="checkbox"/> Straight, Full Length (2"x14") <input type="checkbox"/> Left <input type="checkbox"/> Right	Standard
<input type="checkbox"/> Straight, Desk Length (2"x10") <input type="checkbox"/> Left <input type="checkbox"/> Right	No Charge
<input type="checkbox"/> Waterfall, Full Length (2"x14") <sup>1</sup> <input type="checkbox"/> Left <input type="checkbox"/> Right	No Charge
<input type="checkbox"/> Waterfall, Desk Length (2"x10") <sup>1</sup> <input type="checkbox"/> Left <input type="checkbox"/> Right	No Charge
<input type="checkbox"/> Falcon Gel, Full Length, (3.5"x14") <input type="checkbox"/> Left <input type="checkbox"/> Right	\$160 pr.
<input type="checkbox"/> Full Length Gel Armpad Mounting Plate (Required)	\$56.69 ea.
<input type="checkbox"/> Falcon Gel, Desk Length, (3.5"x10") <input type="checkbox"/> Left <input type="checkbox"/> Right	\$125 pr.
<input type="checkbox"/> Desk Length Gel Armpad Mounting Plate (Required).	\$53.52 ea.
<input type="checkbox"/> Flat, Bariatric <sup>2</sup> <input type="checkbox"/> Left <input type="checkbox"/> Right	No Charge

**LED LIGHT PACKAGE**

Description	Price
<input type="checkbox"/> Through Remote Plus 7-Key	\$995

**POWER POSITIONING ELECTRONICS**

Description	Price	HCPCS Code
<b>Single Actuator Electronics</b>		
<input type="checkbox"/> Through Toggle Box (Tilt Only) <input type="checkbox"/> Left Mount <input type="checkbox"/> Right Mount	No Charge	
<input type="checkbox"/> Through VSI 6-Key (Tilt Only)	No Charge	
<input type="checkbox"/> Through Single Switch <sup>3</sup>	\$500	
<input type="checkbox"/> Through Remote Plus Controller	\$1175	E2310
<b>Multiple Actuator Electronics</b>		
<input type="checkbox"/> Through Remote Plus Controller	\$2375	E2311
<input type="checkbox"/> Remote Plus Through 4-way Toggle <input type="checkbox"/> Left Mount <input type="checkbox"/> Right Mount	\$2375	
<input type="checkbox"/> Remote Plus Through 4-way Button Toggle <input type="checkbox"/> Left Mount <input type="checkbox"/> Right Mount	\$2375	
<input type="checkbox"/> Remote Plus through Quad Push-button <input type="checkbox"/> Left Mount <input type="checkbox"/> Right Mount	\$2375	

**HEADRESTS**

Description	Price	HCPCS Code
<input type="checkbox"/> No Headrest Required		
<b>TRU-Comfort™ Headrest<sup>4</sup></b>		
<input type="checkbox"/> 8" Wide Leatherette	\$205	E0955
<input type="checkbox"/> 8" TRU-Comfort Plus	\$205	E0955
<input type="checkbox"/> 10" Wide Leatherette	\$205	E0955
<input type="checkbox"/> 10" TRU-Comfort Plus	\$205	E0955
<input type="checkbox"/> Removable Headrest Bracket	\$210	E1028
<b>Stealth</b>		
<input type="checkbox"/> Small (9.75"W x 3"H)	\$205	E0955
<input type="checkbox"/> Large (11"W x 6"H)	\$205	E0955
<input type="checkbox"/> Pediatric Comfort Plus (6"W)	\$205	E0955
<input type="checkbox"/> Small Comfort Plus (10"W)	\$142	E0955
<input type="checkbox"/> Large Comfort Plus (14"W)	\$142	E0955
<input type="checkbox"/> Removable Headrest Bracket	\$210	E1028
<input type="checkbox"/> Swing-away (Flip-down) Headrest Bracket <sup>6</sup> <i>Used in Addition to Removable Headrest Bracket</i>	\$210	E1028
<b>Medical Applications</b>		
<input type="checkbox"/> Reclining Headrest (6.5"W x 7"H)	\$205	E0955
<input type="checkbox"/> Removable Bracket For Reclining Headrest	\$210	E1028
<b>Aftermarket Bracket</b>		
<input type="checkbox"/> The World's Best Removable Headrest Hardware	\$210	E1028

**NON-POWERED LEGRESTS**

Description	Price	HCPCS Code
<input type="checkbox"/> <b>Swing-away Legrests<sup>6</sup></b>		
<input type="checkbox"/> 70° <input type="checkbox"/> 80°	Standard	
<input type="checkbox"/> Straight <input type="checkbox"/> Tapered (70° only)		
<input type="checkbox"/> Standard Extruded Footplates <i>Standard Extruded Extensions:</i>	No Charge	
<input type="checkbox"/> 11"-13" <input type="checkbox"/> 13"-16.5" <input type="checkbox"/> 15.5"-19.5" <input type="checkbox"/> 18.5"-22.5"		
<i>Standard Extruded Footplates:</i>		
<input type="checkbox"/> 7.25" x 6" <input type="checkbox"/> 8.5" x 6"		
<input type="checkbox"/> Angle-Adjustable Footplates <sup>7</sup>	\$150	K0040
<i>Angle Adjustable Extensions:</i>		
<input type="checkbox"/> 11"-13" <input type="checkbox"/> 13"-16.5" <input type="checkbox"/> 15.5"-19.5" <input type="checkbox"/> 18.5"-22.5"		
<i>Angle-Adjustable Footplates:</i>		
<input type="checkbox"/> 4" x 6" <input type="checkbox"/> 5" x 6" <input type="checkbox"/> 5" x 8"		
<input type="checkbox"/> 6" x 8" <sup>8</sup> <input type="checkbox"/> 6" x 11" <sup>8</sup> <input type="checkbox"/> 8" x 11" <sup>9</sup>		
<input type="checkbox"/> Multi-Axis Footplates <sup>7</sup>	\$495	K0040
<i>Multi-Axis Extensions:</i>		
<input type="checkbox"/> 11"-16.5" <input type="checkbox"/> 15.5"-19.5" <input type="checkbox"/> 18.5"-22.5"		
<i>Multi-Axis Footplates:</i>		
<input type="checkbox"/> 4" x 6" <input type="checkbox"/> 5" x 6" <input type="checkbox"/> 5" x 8"		
<input type="checkbox"/> 6" x 8" <sup>8</sup> <input type="checkbox"/> 6" x 11" <sup>8</sup> <input type="checkbox"/> 8" x 11" <sup>9</sup>		

**High Mount, Clamp-On Footrest**

<input type="checkbox"/> Angle Adjustable		K0040
<input type="checkbox"/> Small, 4" x 7.75"	\$356	
<input type="checkbox"/> Large, 4.25" x 9.25"	\$356	
<input type="checkbox"/> Multi-Axis		K0040
<input type="checkbox"/> Small, 4" x 7.75"	\$456	
<input type="checkbox"/> Large, 4.25" x 9.25"	\$460	

**Heavy Duty Drop-In Legrests<sup>6</sup>**

<input type="checkbox"/> 70° <input type="checkbox"/> 80°	<b>\$420</b>	
<input type="checkbox"/> Angle Adjustable Footplates <sup>7</sup>	\$150	K0040
<i>Angle Adjustable Extension Length:</i>		
<input type="checkbox"/> 12"-14.5" <input type="checkbox"/> 14.5" -18" <input type="checkbox"/> 17.5"-21"		
<i>Angle Adjustable Footplate Size:</i>		
<input type="checkbox"/> 4" x 6" <input type="checkbox"/> 5" x 6" <input type="checkbox"/> 5" x 8"		
<input type="checkbox"/> 6" x 8" <sup>8</sup> <input type="checkbox"/> 6" x 11" <sup>8</sup> <input type="checkbox"/> 8" x 11" <sup>9</sup>		

**Elevating Legrests<sup>6</sup>**

<input type="checkbox"/> Standard Footplates	<b>\$325</b>	<b>E0990</b>
<i>Standard Extruded Extension Length:</i>		
<input type="checkbox"/> 11"-14" <input type="checkbox"/> 14"-17" <input type="checkbox"/> 17"-20"		
<i>Standard Extruded Footplate Size:</i>		
<input type="checkbox"/> 7.25" x 6" <input type="checkbox"/> 8.5" x 6"		
<i>Calf Pad Adjustment</i>		
<input type="checkbox"/> 1 Hole <input type="checkbox"/> 3 Hole <input type="checkbox"/> 6 Hole		
<input type="checkbox"/> Angle Adjustable Footplates <sup>7</sup>	\$150	K0040
<i>Angle Adjustable Extension Length:</i>		
<input type="checkbox"/> 12"-14.5" <input type="checkbox"/> 14.5" -18" <input type="checkbox"/> 17.5"-21"		
<i>Angle Adjustable Footplate Size:</i>		
<input type="checkbox"/> 4" x 6" <input type="checkbox"/> 5" x 6" <input type="checkbox"/> 5" x 8"		
<input type="checkbox"/> 6" x 8" <sup>8</sup> <input type="checkbox"/> 6" x 11" <sup>8</sup> <input type="checkbox"/> 8" x 11" <sup>9</sup>		
<i>Calf Pad Adjustment</i>		
<input type="checkbox"/> 1 Hole <input type="checkbox"/> 3 Hole <input type="checkbox"/> 6 Hole		

**90° Pediatric Swing-Away Legrests<sup>6,7</sup>** **No Charge**

<i>Angle Adjustable Extension Length:</i>	
<input type="checkbox"/> 7"-10"	
<i>Angle Adjustable Footplate Size:</i>	
<input type="checkbox"/> 4" x 6" <input type="checkbox"/> 5" x 6"	

**FOOTNOTES**

- Not available w/ Cane Mounted, Flip Back Armrests combined with a Synergy Back.
- Bariatric armrests must be used with bariatric armpads.
- Single switch not included. See specialty controls order form for a list of available switches.
- Measurement is taken from the front of the headrest pad.
- Not available with power recline.
- Extensions measured from top of seatpan to footplate.
- Includes heel loops.
- Requires seat width 18" or greater.
- Requires seat width 20".

## HIGH MOUNT FOOT PLATFORM

Description	Price	HCPCS Code
<input type="checkbox"/> High Mount Foot Platform	\$450	K0108
<i>Lower Extension Length:</i>		
<input type="checkbox"/> 10"-14" Ext. <sup>1</sup>		<input type="checkbox"/> 14"-17" Ext. <sup>1</sup>
<i>Footplatform Size:</i>		
<input type="checkbox"/> 9.5"D		<input type="checkbox"/> 11.62"D

## POWER ELEVATING LEGRESTS

Description	Price	HCPCS Code
<input type="checkbox"/> 70° Articulating Swing-Away Legrests, 4" Articulation Range	\$2,395	E1010
<input type="checkbox"/> Quad Release Lever		
<i>Calf Pads:</i>		
<input type="checkbox"/> 6" x 5.35"		<input type="checkbox"/> 8" x 5.86"
<i>Angle Adjustable Extension Length:</i>		
<input type="checkbox"/> 11"-13"		<input type="checkbox"/> 14.5"-18"
<i>Angle Adjustable Footplate Size:</i>		
<input type="checkbox"/> 4" x 6"	<input type="checkbox"/> 5" x 6"	<input type="checkbox"/> 5" x 8"
<input type="checkbox"/> 6" x 8" <sup>4</sup>	<input type="checkbox"/> 6" x 11" <sup>4</sup>	<input type="checkbox"/> 8" x 11" <sup>5</sup>
<i>Operational Method:</i>		
<input type="checkbox"/> Independent		<input type="checkbox"/> Combined

 70° Articulating Drop-In Legrests, \$2,395 E1010

<input type="checkbox"/> 4" Range			<input type="checkbox"/> 6" Range								
<i>Calf Pads:</i>			<input type="checkbox"/> 6" x 5.35"			<input type="checkbox"/> 8" x 5.86"					
<i>Angle Adjustable Extension Length:</i>			<input type="checkbox"/> 12"-14.5"			<input type="checkbox"/> 14.5"-18"					
<i>Angle Adjustable Footplate Size:</i>			<input type="checkbox"/> 4" x 6"			<input type="checkbox"/> 5" x 6"			<input type="checkbox"/> 5" x 8"		
<input type="checkbox"/> 6" x 8" <sup>4</sup>			<input type="checkbox"/> 6" x 11" <sup>4</sup>			<input type="checkbox"/> 8" x 11" <sup>5</sup>					
<i>Operational Method:</i>			<input type="checkbox"/> Independent			<input type="checkbox"/> Combined					

## FRONT RIGGING ACCESSORIES

Description	Price	HCPCS Code
<input type="checkbox"/> Wheel Bumpers <sup>6</sup>	\$25	
<input type="checkbox"/> Heel Loops (pair) <sup>7</sup>	\$38	E0951
<input type="checkbox"/> Gel Neoprene Footrest Sleeve (pair) <sup>8</sup>	\$65	K0108
<input type="checkbox"/> ELR/ALR Adductor Buttons (pair)	\$125	K0108
<input type="checkbox"/> POSAlinc Knee Adductor for Swing-Away Legrests (pair)	\$256	K0108
<input type="checkbox"/> POSAlinc Rail Mounted Knee Adductor (pair)	\$287	K0108
<input type="checkbox"/> Residual Limb Support	\$300	E1020
<input type="checkbox"/> Left		<input type="checkbox"/> Right
<input type="checkbox"/> Ankle Huggers (pair)	\$134	K0108
<input type="checkbox"/> Small		<input type="checkbox"/> Medium

## SYNERGY® CUSHIONS

Description	Price	HCPCS Code
<input type="checkbox"/> No Cushion Required		
<i>Please refer to Synergy order forms for detailed pricing, sizes and codes.</i>		
<b>Simplicity Cushion</b> <i>General Use</i>		
<input type="checkbox"/> 16" x 16" - 20" x 20"	\$98	E2601
<b>Solution® 1 Cushion</b> <i>Skin Protection</i>		
<input type="checkbox"/> 14" x 14" - 20" x 18"	\$380	E2603
<input type="checkbox"/> 20" x 20"	\$430	E2603
<b>Solution® Cushion</b> <i>Skin Protection &amp; Positioning</i>		
<input type="checkbox"/> 10" x 10" - 20" x 18"	\$380	E2607
<input type="checkbox"/> 20" x 20"	\$430	E2607
<b>Spectrum® Gel Cushion</b> <i>Positioning</i>		
<input type="checkbox"/> 12" x 10" - 20" x 19"	\$480	E2605
<input type="checkbox"/> 20" x 20"	\$530	E2605
<b>Spectrum® Visco Cushion</b> <i>Skin Protection &amp; Positioning</i>		
<input type="checkbox"/> 10" x 10" - 20" x 18"	\$480	E2607
<input type="checkbox"/> 20" x 20"	\$530	E2607
<b>Spectrum Air Adjustable</b> <i>Skin Protection</i>		
<input type="checkbox"/> 14" x 12" - 20" x 20"	\$480	E2622
<b>Spectrum Air Contour</b> <i>Skin Protection &amp; Positioning</i>		
<input type="checkbox"/> 14" x 12" - 20" x 20"	\$499	E2624

## LATERALS

Description	Price	HCPCS Code
<input type="checkbox"/> Stealth Thoracic Laterals (pair)		
<i>Bracket:</i>		
<input type="checkbox"/> 125° Swing-Away Bracket <sup>9</sup>	\$450	E1028
<i>(For Use with TRU-Comfort)</i>		
<input type="checkbox"/> Swing-Away, Rail Mount Bracket <sup>9</sup>	\$450	E1028
<i>(For Use with Synergy Back)</i>		
<i>Pad:</i>		
<input type="checkbox"/> Flat Pad, 3" x 5", Leather-Like Cover	\$200	E0956
<input type="checkbox"/> Flat Pad, 4" x 6", Leather-Like Cover	\$200	E0956
<input type="checkbox"/> Curved Pad, 2" x 3", 4-Way Stretch Cover	\$200	E0956
<input type="checkbox"/> Curved Pad, 3" x 5", 4-Way Stretch Cover	\$200	E0956
<input type="checkbox"/> Curved Pad, 4" x 6", 4-Way Stretch Cover	\$200	E0956
<input type="checkbox"/> Stealth Pelvic/Thigh Laterals		
<i>Side:</i>		
<input type="checkbox"/> Left Side		<input type="checkbox"/> Right Side
<i>Bracket:</i>		
<input type="checkbox"/> Removable Bracket (ea.)	\$250	E1028
<input type="checkbox"/> Removable Bracket w/ 1" Offset (ea.)	\$325	E1028
<input type="checkbox"/> Flip Down Bracket (ea.)	\$225	E1028
<i>Pad:</i>		
<input type="checkbox"/> Short Pad, 4" x 4" (ea.)	\$90	E0956
<input type="checkbox"/> Medium Pad, 4" x 8" (ea.)	\$90	E0956
<input type="checkbox"/> Long Pad, 4" x 12" (ea.)	\$90	E0956
<i>Adapter:</i>		
<input type="checkbox"/> 2" Depth/Height Adapter Plate <sup>10</sup>	\$25	K0108

## MISCELLANEOUS POSITIONING COMPONENTS

Description	Price	HCPCS Code
<input type="checkbox"/> Therafin Flip-down Knee Abductor Bracket <sup>11</sup>	\$172	E1028
<i>Pad:</i>		
<input type="checkbox"/> Small	<input type="checkbox"/> Medium	<input type="checkbox"/> Large
<input type="checkbox"/> Small	\$135	E0957
<input type="checkbox"/> Stealth Foot Boxes (pair)	\$475	K0108
<input type="checkbox"/> Small	<input type="checkbox"/> Medium	<input type="checkbox"/> Large
<input type="checkbox"/> Stealth Padded Shoe Holders (pair)	\$166	K0108
<input type="checkbox"/> Small	<input type="checkbox"/> Medium	<input type="checkbox"/> X-Large
<input type="checkbox"/> Otto Bock Arm Channels (ea.)	\$104	E2209
<i>Side:</i>		
<input type="checkbox"/> Left		<input type="checkbox"/> Right
<i>Size:</i>		
<input type="checkbox"/> Small	<input type="checkbox"/> Medium	<input type="checkbox"/> Large
<input type="checkbox"/> Otto Bock Flat Hand Pad (ea.)	\$52	
<i>Side:</i>		
<input type="checkbox"/> Left		<input type="checkbox"/> Right
<i>Size:</i>		
<input type="checkbox"/> Medium		<input type="checkbox"/> Large

Please see positioning components order form for additional types, sizes and details.

## ACCESSORIES

Description	Price	HCPCS Code
<input type="checkbox"/> Quantum Backpack <sup>12</sup>	\$60	
<input type="checkbox"/> Oxygen Holder <sup>13</sup>	\$150	E2208
<input type="checkbox"/> Recline Accessory Mounting Bracket <sup>14</sup>	\$50	
<input type="checkbox"/> Weather Cover, Medium, Black	\$158	
<input type="checkbox"/> Cup Holder	\$17	
<i>Side:</i>		
<input type="checkbox"/> Left		<input type="checkbox"/> Right

## FOOTNOTES

- Extensions measured from top of seatpan to footplate.
- Calf pads are selected in the Rigging Accessory section of i-Quantum.
- Extensions are measured from top of seat pan to footplate.
- Only available with seat width 18" or greater.
- Only available with seat width 20".
- Standard on Power Elevating Legrests.
- Standard with angle adjustable footplates.
- Available only with swing-away legrests.
- Swing-away laterals interfere with flip-back armrests.
- Height adapter plate is needed w/ Tru Comfort seat cushion. Not available on the flip down bracket.
- Not available with Highmount Foot Platform.
- Backpack may interfere w/ other rear accessories.
- Oxygen holder on Tilt with Tru Comfort back or on Power Recline requires SOF.
- 1" adaptor tube allows cane mounted accessories to mount to power recline back or siderail.

**LAP BELTS**

Description	Price
<input type="checkbox"/> 38" Lap Belt	Standard
<input type="checkbox"/> 50" Lap Belt	Standard
<input type="checkbox"/> 60" Lap Belt	Standard
<input type="checkbox"/> 70" Lap Belt	Standard
<input type="checkbox"/> 80" Lap Belt	Standard
<input type="checkbox"/> 90" Lap Belt	Standard
<input type="checkbox"/> Pelvic Positioning Belt, 2-Point Padded Med, 9"-15" Hip Width	\$87
<input type="checkbox"/> Pelvic Positioning Belt, 2-Point Padded, Lg, 13"-19" Hip Width	\$92
<input type="checkbox"/> Pelvic Positioning Belt, 4-Point Padded, Med, 9"-15" Hip Width	\$112
<input type="checkbox"/> Pelvic Positioning Belt, 4-Point Padded, Lg, 13"-19" Hip Width	\$116

**BATTERY OPTIONS**

Description	Price	HCPCS Code
<input type="checkbox"/> NF-22, 50-Amp Batteries		
<input type="checkbox"/> Maintenance Free AGM	\$255 ea.	E2361
<input type="checkbox"/> Maintenance Free Gel Cell (Universal)	\$295 ea.	E2361
<input type="checkbox"/> Maintenance Free Gel Cell (MK)	\$295 ea.	E2361
Installation:		
<input type="checkbox"/> Batteries Installed		
<input type="checkbox"/> Do Not Install		

**COMPACT VENT TRAY**

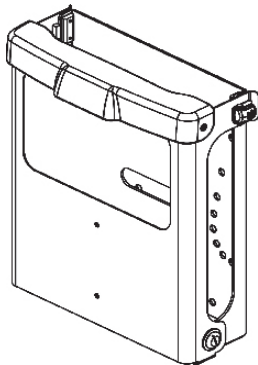
Description	Price
<input type="checkbox"/> Compact Vent Tray	\$1,395

*The addition of a compact vent tray may increase the length & weight of your power chair.*

**Mounting Bracket:**

*Bracket selection not required with Recline systems or with TRU-Comfort Back*

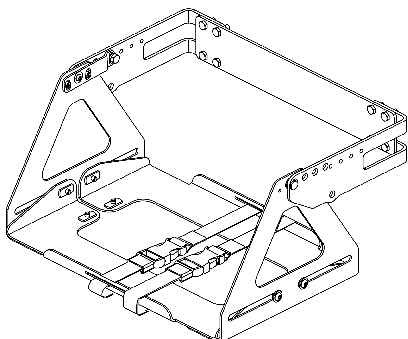
- 3" Offset<sup>1</sup>
- 6" Offset
- Max Vent Dim. 3.25" H x 10.5" W x 13.5" / 20 lbs.
- Not Available with Power Elevating Seat, Shape Back, flip-down back canes, or with any rear mounted accessories
- Requires back cane height greater than 22" on seats without recline.



**ARTICULATING VENT TRAY<sup>2</sup>**

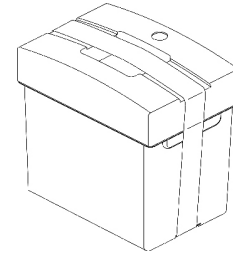
Description	Price	HCPCS Code
<input type="checkbox"/> Articulating Vent Tray - 14.5"W x 10.5-15.5"D	\$1,450	E1030
<input type="checkbox"/> Articulating Bi-PAP Vent Tray - 9.5"W x 9.5-13.5"D	\$1,450	E1030

*The addition of an articulating vent or Bi-PAP tray may increase the length & weight of your power chair.*



**ARTICULATING VENT TRAY (cont).<sup>2</sup>**

Description	Price	HCPCS Code
<b>Battery Tray Selection:</b>		
<input type="checkbox"/> Battery Tray	\$450	K0108
<input type="checkbox"/> Include U1 Battery Box	\$50	K0108
<input type="checkbox"/> Include U1 Battery	\$133	E2365



**Clinician Notes:**

**FOOTNOTES**

1. Not available with Flip-back Cane Mounted Arms.
2. Not available with TRU Balance Lift, Power Elevating Seat, Manual Recline or with rear mounted accessories. Also not available on Power Recline with Endo or Meso Brackets.