

Quantum® 614 Series

Group 3 Single Power & Multiple Power

Order Form

300 lbs. weight capacity



Account Number: _____

Provider Name: _____

Contact: _____

Phone: _____

Fax: _____

Date: _____

PO#: _____

Marked For: _____

Ship To: _____

Address: _____

City: _____ State: _____ Zip: _____

Discount: _____

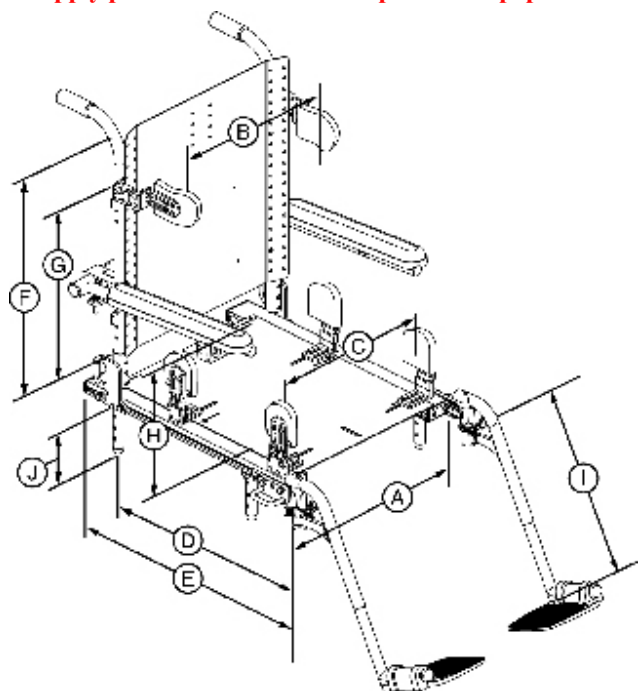
Terms: _____

Freight: _____

Taken By: _____

SPECIFIED DIMENSIONS*

Please supply patient information for optimal setup prior to shipping.



Client Height: _____

Client Weight: _____

A. Seat Width: _____

B. Lateral Offset: _____

C. Hip/Thigh Lateral Offset: _____

D. Center of Gravity: *Optimized based on seat dimensions*

E. Seat Depth: _____

F. Back Height from Pan: _____

G. Lateral Height from Pan: _____

H. Armrest Height from Pan: _____

I. Rigging Length (whole numbers only): _____

J. Seat to Floor Height: Low Middle Tall

Clinician Notes: _____

* While every effort will be taken to ensure items will be preset to your specifications prior to shipping, variations in options may effect final settings.

DME providers are responsible for determining appropriate billing codes when submitting for insurance reimbursement.

HCPCS codes should not be considered as legal advice. All prices are MSRP.

BASE MODEL

Description	Price	HCPCS Code
<input type="checkbox"/> Quantum 614 3SP-SS	\$6,047	K0856
<input type="checkbox"/> Quantum 614 3MP-SS	\$5,847	K0861

COLORS

Description
Metallic Colors:
<input type="checkbox"/> Champagne
<input type="checkbox"/> Candy Apple Red
<input type="checkbox"/> Viper Blue
<input type="checkbox"/> Onyx Black
<input type="checkbox"/> Sunburst Orange
<input type="checkbox"/> Silver
<input type="checkbox"/> Emerald Green

DRIVE WHEELS

Description	Price
<input type="checkbox"/> 14" Pneumatic (pair)	No Charge
<input type="checkbox"/> 14" Solid (pair)	Standard

BATTERY OPTIONS

Description	Price	HCPCS Code
<input type="checkbox"/> NF-22, 50-amp Batteries		
<input type="checkbox"/> Maintenance-free AGM	\$255ea	E2361
<input type="checkbox"/> Maintenance-free Gel Cell	\$295ea	E2361
<input type="checkbox"/> 5 amp, Off-board Charger	Standard	

LED LIGHT PACKAGE

Description	Price
<input type="checkbox"/> Through Q-Logic EX w/ lights	\$995
Not applicable w/ TB Lift	

JOYSTICK MOUNTING OPTIONS

Description	Price	HCPCS Code
<input type="checkbox"/> Fixed, In-Line - <input type="checkbox"/> Left <input type="checkbox"/> Right	Standard	
<input type="checkbox"/> Swing-away - <input type="checkbox"/> Left <input type="checkbox"/> Right		
<input type="checkbox"/> 4" L <input type="checkbox"/> 7" L	\$210	E1028
<input type="checkbox"/> Multi-axis, Fixed - <input type="checkbox"/> Left <input type="checkbox"/> Right	\$100	K0108

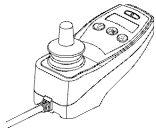
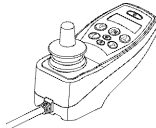
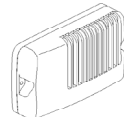
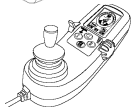
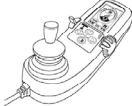
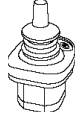


Armrest Mounting Options

<input type="checkbox"/> Quick Disconnect - <input type="checkbox"/> Left ¹ <input type="checkbox"/> Right ¹	No Charge	
<input type="checkbox"/> Vertical Adjustment Clamp	\$95	K0108
<input type="checkbox"/> Figure 8 style -required w/ waterfall armpads	No Charge	

FOOTNOTES

- Not available with waterfall arm pads.
- All mounting hardware is included in kit. Additional joystick block maybe needed to mount to arm
- See Specialty Electronics order form for additional mounting options and secondary controls.
- Bluetooth mouse emulator requires a run plug harness for either static or power seating. Additional fees will apply.
- Use code E2323 when not used in conjunction with chin control.

JOYSTICK OPTIONS

Description	Price	HCPCS Code
Non-Expandable Controls		
<input type="checkbox"/> NE 75 amp	No Charge	
		
<input type="checkbox"/> NE+ 6-Key 75 amp	Standard	
		
Expandable Controls		
All joysticks or enhanced displays must be used in conjunction with a Q-Logic controller and harness		
<input type="checkbox"/> Q-Logic EX Controller	\$695	E2377
<input type="checkbox"/> Harness for Expandable Controller	\$350	E2313
		
<input type="checkbox"/> Q-Logic EX Joystick, 100 amp	\$700	
		
<input type="checkbox"/> Q-Logic EX Joystick with Lights, 100 amp	\$700	
<i>Required for use with LED light package. Can operate all power positioning functions.</i>		
		
<input type="checkbox"/> Q-Logic EX Stand Alone Joystick, 100 amp	\$700	E2373
		
<input type="checkbox"/> Q-Logic EX Kit (KITASMB1678) ^{2,3,4}	\$1884.93	
Includes:		
-Q-logic EX Enhanced Display		
-Gooseneck Flexible		
-Q-Logic EX Enhanced Display Brkt		
Programmer		
<input type="checkbox"/> Q-Logic EX / NE Programmer	\$423	
		
<input type="checkbox"/> Q-Logic EX Programming Interface	\$750	
Joystick Handle Options		
<input type="checkbox"/> Standard Knob	Standard	
<input type="checkbox"/> Mushroom Handle	\$71	E2323
<input type="checkbox"/> T-Bar	\$107	E2323
<input type="checkbox"/> Chin Cup ⁵	\$71	E2324
<input type="checkbox"/> Extended I-Handle	\$71	E2323
<input type="checkbox"/> Soft Ball Handle	\$50	E2323
<input type="checkbox"/> Medium Ball Handle	\$50	E2323
<input type="checkbox"/> 3" Goal Post Handle	\$66	E2323
<input type="checkbox"/> 4" Goal Post Handle	\$66	E2323

TRU-BALANCE® POWER POSITIONING SYSTEMS

Description	Price	HCPCS
<input type="checkbox"/> TRU-Balance® Power Tilt (55°)	\$4995	E1002
<i>55 degree center of gravity (CG) power tilt seating system. 300lbs weight capacity.</i>		
<input type="checkbox"/> TRU-Balance® Power Recline (168°)	\$5595	E1004
<i>Full Drive lock-out at 20 degrees. 300 lbs. weight capacity</i>		
<input type="checkbox"/> TRU-Balance® Power Tilt (55°) & Recline (168°)	\$9595	E1007
<i>Full Drive lock-out at 20 degrees, 300 lbs. weight capacity, 55 degree center of gravity (CG) power tilt seating system.</i>		
<input type="checkbox"/> TRU-Balance® Lift (10") ¹	\$2895	
<i>Must be selected in conjunction with TB Power Tilt or TB Power Tilt & Recline.</i>		

POWER POSITIONING ELECTRONICS

Description	Price	HCPCS Code
Single Power Electronics		
<input type="checkbox"/> Through Toggle Box, (Tilt Only)	No Charge	
<input type="checkbox"/> Left Mount <input type="checkbox"/> Right Mount		
<input type="checkbox"/> Through NE+ 6-Key (Tilt Only)	\$1175	E2310
<input type="checkbox"/> Through Single Switch 1/8" Jack (Tilt & Q-Logic Only) ²	\$500	
<input type="checkbox"/> Through Q-Logic EX Controller	\$1175	E2310
Multiple Motor / Actuator Electronics (One TB function & power riggings)		
<input type="checkbox"/> Through Q-Logic EX Controller	\$2375	E2311
<input type="checkbox"/> Through NE+ 6-Key (2 Actuators only)	\$2375	E2311
<input type="checkbox"/> Through 4-way Toggle ³	\$2375	
<input type="checkbox"/> Left Mount <input type="checkbox"/> Right Mount		
<input type="checkbox"/> Through 4-way Button Toggle ³	\$2375	
<input type="checkbox"/> Left Mount <input type="checkbox"/> Right Mount		
Multiple Power Electronics		
<input type="checkbox"/> Through Q-Logic EX Controller	\$2375	E2311
<input type="checkbox"/> Through 4-way Toggle ³	\$2375	
<input type="checkbox"/> Left Mount <input type="checkbox"/> Right Mount		
<input type="checkbox"/> Through 4-way Button Toggle ³	\$2375	
<input type="checkbox"/> Left Mount <input type="checkbox"/> Right Mount		
<input type="checkbox"/> Through Quad Push-button Control Toggle ³	\$2375	
<input type="checkbox"/> Left Mount <input type="checkbox"/> Right Mount		

SEATING SPECIFICATIONS

Description	
Tower Selection (Tilt or Tilt/Recline) only	
<input type="checkbox"/> Angle Adjustable	Standard
Seat Width:	
<input type="checkbox"/> 14" <input type="checkbox"/> 15" <input type="checkbox"/> 16" <input type="checkbox"/> 17" <input type="checkbox"/> 18" <input type="checkbox"/> 19" <input type="checkbox"/> 20" <input type="checkbox"/> 21" <input type="checkbox"/> 22"	
Seat Width Package	
<input type="checkbox"/> 14" W - 18" W	No Charge
<input type="checkbox"/> 16" W - 20" W <input type="checkbox"/> 20" W - 22" W	No Charge
Seat Depth:	
<input type="checkbox"/> 14" <input type="checkbox"/> 15" <input type="checkbox"/> 16" <input type="checkbox"/> 17" <input type="checkbox"/> 18" <input type="checkbox"/> 19" <input type="checkbox"/> 20" <input type="checkbox"/> 21" <input type="checkbox"/> 22"	
Seat Depth Package	
<input type="checkbox"/> 14" D - 18" D	No Charge
<input type="checkbox"/> 16" D - 20" D <input type="checkbox"/> 20" D - 22" D	No Charge
Back Cane Height:⁴	
<input type="checkbox"/> 14" <input type="checkbox"/> 15" <input type="checkbox"/> 16" <input type="checkbox"/> 17" <input type="checkbox"/> 18" <input type="checkbox"/> 19" <input type="checkbox"/> 20" <input type="checkbox"/> 21" <input type="checkbox"/> 22" <input type="checkbox"/> 23" <input type="checkbox"/> 24" <input type="checkbox"/> 25"	
Back Rest Height:	
<input type="checkbox"/> 14" <input type="checkbox"/> 15" <input type="checkbox"/> 16" <input type="checkbox"/> 17" <input type="checkbox"/> 18" <input type="checkbox"/> 19" <input type="checkbox"/> 20" <input type="checkbox"/> 21"	
<i>Back heights of 22" and higher requires a 6" lateral extension.</i>	
<i>Please select if required with other back heights..</i>	
<input type="checkbox"/> 22" <input type="checkbox"/> 23" <input type="checkbox"/> 24" <input type="checkbox"/> 25" -- Recline Only	
<input type="checkbox"/> 6" Lateral Extensions	No Charge

BACK OPTIONS

Description	Price	HCPCS Code
<input type="checkbox"/> Solid Plate Back-w/ 1.5" thick back cushion	Standard	
<input type="checkbox"/> Synergy® Shape Back Positioning Back	Various	E2613
<i>See Synergy Shape Back order form for detailed pricing, sizes and codes.</i>		
<input type="checkbox"/> TRU-Balance® Reclining Back	Standard	
<i>Only available on systems equipped with TRU-Balance Recline</i>		
<input type="checkbox"/> Attendant manual recline ^{9,10}	\$750	E1226
180 degrees of recline with 2 1/2" raised pivot point. Controlled through dual gas struts. 300 lb. weight capacity. (For use on TB Tilt Systems only)		
<input type="checkbox"/> Solid curved back	Various	
<input type="checkbox"/> Omit Back - Cannot omit reclining back	(-\$100)	
<input type="checkbox"/> After market back interface ⁷	\$200	
<i>(For use on recline systems only. Brackets for mounting aftermarket backs, back not included)</i>		

Actual Back Cane Height is reflected in measurement

TRU-COMFORT™ SEATING

Description	Price	HCPCS
<i>Please refer to TRU-Comfort Cushion and TRU-Comfort Back order forms for detailed pricing, sizes and codes.</i>		
TRU-Comfort™ Back Cushion⁶		
Back Width:		
<input type="checkbox"/> 16" W <input type="checkbox"/> 18" W <input type="checkbox"/> 20" W	\$595	E2620
<input type="checkbox"/> 22" W	\$695	E2621
Back Height:		
<input type="checkbox"/> 22" H <input type="checkbox"/> 25" H	No Charge	
Cover:		
<input type="checkbox"/> Standard Allure leather-like cover	No Charge	
<input type="checkbox"/> Plus 4-way stretch material cover	No Charge	
TRU-Comfort™ Seat Cushion General Use		
<i>Includes Allure leather-like cover</i>		
<input type="checkbox"/> 16" x 16" - 20" x 18"	\$380	E2601
<input type="checkbox"/> 20" x 20" - 20" x 22"	\$380	E2601
<input type="checkbox"/> 22" x 16" - 22" x 24"	\$480	E2602
TRU-Comfort™ Plus Seat Cushion Skin Protection		
<i>Includes 4-way stretch material cover</i>		
<input type="checkbox"/> 16" x 16" - 20" x 18"	\$380	E2603
<input type="checkbox"/> 20" x 20" - 20" x 22"	\$380	E2603
<input type="checkbox"/> 22" x 16" - 22" x 24"	\$480	E2604

SYNERGY® CUSHIONS

Description	Price	HCPCS Code
<input type="checkbox"/> No Cushion Required		
<i>Please refer to Synergy order forms for detailed pricing, sizes and codes.</i>		
Simplicity Cushion General Use		
<input type="checkbox"/> 16" x 16" - 20" x 20"	\$98	E2601
<input type="checkbox"/> 22" x 16" - 24" x 24"	\$98	E2602
Solution[®] 1 Cushion Skin Protection		
<input type="checkbox"/> 14" x 14" - 20" x 18"	\$380	E2603
<input type="checkbox"/> 20" x 20" - 20" x 24"	\$430	E2603
<input type="checkbox"/> 22" x 16" - 24" x 24"	\$430	E2604
Solution[®] Cushion Skin Protection & Positioning		
<input type="checkbox"/> 10" x 10" - 20" x 18"	\$380	E2607
<input type="checkbox"/> 20" x 20" - 20" x 24"	\$430	E2607
<input type="checkbox"/> 22" x 16" - 24" x 24"	\$430	E2608
Spectrum[®] Gel Cushion Positioning		
<input type="checkbox"/> 12" x 10" - 20" x 19"	\$480	E2605
<input type="checkbox"/> 20" x 20" - 20" x 24"	\$530	E2605
<input type="checkbox"/> 22" x 16" - 24" x 24"	\$530	E2606
Spectrum[®] Visco Cushion Skin Protection & Positioning		
<input type="checkbox"/> 10" x 10" - 20" x 18"	\$480	E2607
<input type="checkbox"/> 20" x 20" - 20" x 24"	\$530	E2607
<input type="checkbox"/> 22" x 16" - 24" x 24"	\$530	E2608
Spectrum Air Adjustable Skin Protection		
<input type="checkbox"/> 14 x 12 - 20 x 24	\$480	K0734
<input type="checkbox"/> 22 x 16 - 24 x 24	\$530	K0735
Spectrum Air Contour Skin Protection & Positioning		
<input type="checkbox"/> 14 x 12 - 20 x 24	\$499	K0736
<input type="checkbox"/> 22 x 16 - 24 x 24	\$549	K0737

FOOTNOTES

- 10" of scissor Lift, must select TB Tilt or TB Tilt & Recline in conjunction with this lift, 1/4 Speed Inhibit, 300 lbs. max. wt., Allowable dimensions 16" x 16" - 20" x 20", Requires Q-Logic, N/A w/ Q-logic & toggle, N/A w/ TB Recline only or Manual Recline, N/A w/ static seating, Requires fixed towers.
- Switch not included.
- Only available with Q-Logic EX.
- Height is measured from seat pan to top of cane.
- N/A w/ TB power recline, Synergy Manual Systems, vent trays, bariatric arm pads, occupied transit kit and TRU-Comfort or sling backs. May also interfere w/ lateral supports and water fall arm pads. 02 Tank Holder is N/A when flip-down canes are selected w/ any TB Tilt.
- N/A with TRU-Comfort, Dual Post, Flip-back armrests may interfere with offset armrests . N/A w/ any reclining systems.
- Please Contact your Quantum Specialist for details. Seat depth may need to be increased in order to accommodate certain back configurations.
- Back Height is measured from top of 3" cushion on seat.
- N/A w/ flip-back arms, Shape Back or Plate Back.
- Solid curved back required, additional charges apply.

BACK CANES OPTIONS

Description	Price
<input type="checkbox"/> Back Canes w/ push handles	Std.
<input type="checkbox"/> Back Canes w/out push handles	\$125
<input type="checkbox"/> Flip Forward ⁵	\$150
<input type="checkbox"/> Offset (Meso) ⁶ (SOF)	\$195
<input type="checkbox"/> Inset (Endo) ⁶ (SOF)	\$195
<input type="checkbox"/> 2" (1" per side) <input type="checkbox"/> 4" (2" per side)	

ARMRESTS

Description	Price	HCPCS Code
<input type="checkbox"/> Flip-back, Cane Mounted ¹	No Charge	
<input type="checkbox"/> 2-post, Flip-back, Height-adjustable, Removable ¹ (9"-13" of height adjustment in 1" increments)	No Charge	
<input type="checkbox"/> Single-post, Height-adjustable, Removable ²	No Charge	
<input type="checkbox"/> Quad Release Level	No Charge	
<input type="checkbox"/> Removable, Single-post, Height-adjustable, Heavy Duty	No Charge	
<input type="checkbox"/> Reclining, Flip-back <input type="checkbox"/> 8"-9"H <input type="checkbox"/> 10"-11"H		
<input type="checkbox"/> Pediatric, Removable ^{3,4}	No Charge	
<input type="checkbox"/> Match Shroud Color <input type="checkbox"/> Black	No Charge	
<input type="checkbox"/> Quad Release Lever	No Charge	
<i>(7 3/4" - 9 3/4" height adjustment in 1/2" increments from seat pan to top of armrest)</i>		
<input type="checkbox"/> Cantilever Armrests ¹³	SOE	
Angle-Adjustable: - 30° through + 30°		
Left Armrest Pad	Right Armrest Pad	
<input type="checkbox"/> Straight, Full Length (2"x14")	<input type="checkbox"/> Straight, Full Length (2"x14")	
<input type="checkbox"/> Straight, Desk Length (2"x10")	<input type="checkbox"/> Straight, Desk Length (2"x10")	
<input type="checkbox"/> Waterfall, Full Length (2"x14")	<input type="checkbox"/> Waterfall, Full Length (2"x14")	
<input type="checkbox"/> Waterfall, Desk Length (2"x10")	<input type="checkbox"/> Waterfall, Desk Length (2"x10")	

MISC. FRONT RIGGING OPTIONS

<input type="checkbox"/> No Front Riggings	No Charge
<input type="checkbox"/> Base Mounted Foot Platform	Standard

HIGH MOUNT FOOT PLATFORM

<input type="checkbox"/> High Mount Foot Platform	\$450	K0108
<input type="checkbox"/> 10"-14" Ext. ⁵		
<input type="checkbox"/> 14"-17" Ext. ⁵		

NON-POWERED FRONT RIGGINGS

Description	Price	HCPCS Code
<input type="checkbox"/> 70° Swing-away Footrest ⁵		
<input type="checkbox"/> Standard Extension, 11"-13"	No Charge	
<input type="checkbox"/> Standard Extension, 13"-16.5"	No Charge	
<input type="checkbox"/> Standard Extension, 15.5"-19.5"	No Charge	
<input type="checkbox"/> Angle-Adjustable Extension, 11"-13"	No Charge	
<input type="checkbox"/> Angle-Adjustable Extension, 13"-16.5"	No Charge	
<input type="checkbox"/> Angle-Adjustable Extension, 15.5"-19.5"	No Charge	
<input type="checkbox"/> Multi-Axis Extension, 11"-16.5"	No Charge	
<input type="checkbox"/> Multi-Axis Extension, 15.5"-19.5"	No Charge	

High Mount, Clamp-On Footplate

<input type="checkbox"/> Angle-Adjustable, Small	\$326	K0040
<input type="checkbox"/> Angle-Adjustable, Large	\$326	K0040
<input type="checkbox"/> Multi-Axis, Small	\$412	K0040
<input type="checkbox"/> Multi-Axis, Large	\$412	K0040

HD Drop-In Footplate^{5,6}

<input type="checkbox"/> 12"-14.5" Extension	\$420	
<input type="checkbox"/> 14.5"-18" Extension	\$420	

Elevating Legrests⁵

<input type="checkbox"/> Standard Extension, 11"-14"	\$325	
<input type="checkbox"/> Standard Extension, 14"-17"	\$325	
<input type="checkbox"/> Angle-Adjustable 12"-14.5" Extension	\$325	E0990
<input type="checkbox"/> Angle-Adjustable 14.5"-18" Extension	\$325	E0990

Adjustable Calf Pads⁷

<input type="checkbox"/> 1 Hole	<input type="checkbox"/> 3 Holes	<input type="checkbox"/> 6 Holes
---------------------------------	----------------------------------	----------------------------------

Pediatric Swing-Aways Legrests

Extension Range 7" - 10"

<input type="checkbox"/> 4x6	<input type="checkbox"/> 5x6	NC
------------------------------	------------------------------	----

FOOTPLATE OPTIONS**Footplates**

For Standard Swing-Away Extensions and Elevating Legrests.

All sizes are no charge.

<input type="checkbox"/> 7.25" x 6"	<input type="checkbox"/> 8.5" x 6"
-------------------------------------	------------------------------------

Angle-Adjustable Footplates

Description	Price	HCPCS Code
-------------	-------	------------

For Angle-Adjustable Swing-Away Extensions, HD Drop-Ins & ELRs

<input type="checkbox"/> Angle-Adjustable Footplates		
<input type="checkbox"/> 4" x 6"	<input type="checkbox"/> 5" x 6"	\$150 K0040
<input type="checkbox"/> 5" x 8"	<input type="checkbox"/> 6" x 8" ⁸	\$150 K0040
<input type="checkbox"/> 6" x 11" ⁸	<input type="checkbox"/> 8" x 11" ⁹	\$150 K0040

Angle-Adjustable footplates are included in price of Heavy-Duty Drop-ins. (not reimbursable)

Multi-Axis Footplates

For Multi-Axis Swing-Away Extensions Footrests

<input type="checkbox"/> 4" x 6"	<input type="checkbox"/> 5" x 6"	\$495	K0040
<input type="checkbox"/> 5" x 8"	<input type="checkbox"/> 6" x 8" ⁸	\$495	K0040
<input type="checkbox"/> 6" x 11" ⁸	<input type="checkbox"/> 8" x 11" ⁹	\$495	K0040

POWER ELEVATING LEGRESTS

Description	Price	HCPCS Code
<input type="checkbox"/> 70° Articulating (4" Range), ⁶ Swing-away	\$2395	E1010
<input type="checkbox"/> Quad Release Lever	No Charge	
<input type="checkbox"/> 70° Articulating (4" Range), Drop In ⁶	\$2395	E1010
<input type="checkbox"/> 70° Articulating (6" Range), Drop In ⁶	\$2395	E1010
Calf Pads		
<input type="checkbox"/> 6" x 5.35"	Standard	
<input type="checkbox"/> 8" x 5.86"	No Charge	
Footplates		
<input type="checkbox"/> 4" x 6", Angle-Adjustable	No Charge	
<input type="checkbox"/> 5" x 6", Angle-Adjustable	No Charge	
<input type="checkbox"/> 5" x 8", Angle-Adjustable	No Charge	
<input type="checkbox"/> 6" x 8", Angle-Adjustable ⁸	No Charge	
<input type="checkbox"/> 6" x 11", Angle-Adjustable ⁸	No Charge	
<input type="checkbox"/> 8" x 11", Angle-Adjustable ⁹	No Charge	
Swing-Away Extension Lengths⁵		
<input type="checkbox"/> 11"-13"	\$125	
<input type="checkbox"/> 14.5"-18"	No Charge	
Drop-in Extension Lengths⁵		
<input type="checkbox"/> 12"-14.5"	No Charge	
<input type="checkbox"/> 14.5"-18"	No Charge	
Operational Method		
<input type="checkbox"/> Independent	No Charge	
<input type="checkbox"/> Combined	No Charge	

POWER ARTICULATING FOOT PLATFORM

Description	Price	HCPCS Code
<input type="checkbox"/> Power Articulating Foot Platform	\$2,895	K0108
<input type="checkbox"/> Standard Split Footplatform		
<i>Extension Length²:</i>		
<input type="checkbox"/> 12"-14"	<input type="checkbox"/> 14"-16"	
<i>Footplatform Size:</i>		
<input type="checkbox"/> 10.5" x 8"	<input type="checkbox"/> 10.5" x 10.5"	
<input type="checkbox"/> Depth Adjustable Split Footplatform		
<i>Depth Adjustable Extension Length²:</i>		
<input type="checkbox"/> 16" -18"		
<i>Depth Adjustable Footplatform Size:</i>		
<input type="checkbox"/> 10.5" x 10.5"		
Optional Accessories:		
<input type="checkbox"/> Connection Bracket	\$49	
<input type="checkbox"/> Heel Cups	\$39	K0108

FRONT RIGGING ACCESSORIES

Description	Price	HCPCS Code
<input type="checkbox"/> Wheel Bumpers ¹⁰	\$25	
<input type="checkbox"/> Heel Loops (pair) ¹¹	\$38	E0951
<input type="checkbox"/> Gel Neoprene Footrest Sleeve (pair) ¹²	\$65	K0108
<input type="checkbox"/> ELR/ALR Adductor Buttons (pair)	\$100	K0108
<input type="checkbox"/> POSAlinc Knee Adductor for Swing-Away Legrests (pair)	\$464	K0108
<input type="checkbox"/> Residual limb Support-Left	\$300	E1020
<input type="checkbox"/> Residual limb Support-Right	\$300	E1020

FOOTNOTES

- Swing-away laterals interfere.
- 11-17 height adj., 3" on top in 1/2" increments
- 7.75"-9.75" height adjustment in .5" increments.
- Not available with full length armrests.
- Extensions are measured from top of seat pan to foot plate.
- Standard with angle adjustable footplates & heel loops. Check size below.
- Only available with ELRs
- Only available on seat sizes 18" wide or greater.
- Only available on seat sizes 20" wide or greater.
- Standard on power elevating legrests.
- Standard with angle-adjustable foot plates.
- Available with swing-away foot rests.
- Height Adjustment 11" - 17" depends on back cane height. N/A w/ manual recline, flip-forward back canes, Cane Clamp Push Bar, Shape Back, Sling back & Specialty Seat Call for details when selecting aftermarket arm troughs or Universal Swivel w/ desk length arms.

HEADRESTS

Description	Price	HCPCS Code
<input type="checkbox"/> No Headrest Required		
TRU-Comfort™		
<input type="checkbox"/> 8" Wide Leatherette ¹	\$205	E0955
<input type="checkbox"/> 8" TRU-Comfort Plus ¹	\$205	E0955
<input type="checkbox"/> 10" Wide Leatherette ¹	\$205	E0955
<input type="checkbox"/> 10" TRU-Comfort Plus ¹	\$205	E0955
<input type="checkbox"/> Removable Headrest Bracket	\$210	E1028
Stealth		
<input type="checkbox"/> Small (9.75"W x 3"H)	\$205	E0955
<input type="checkbox"/> Large (11"W x 6"H)	\$205	E0955
<input type="checkbox"/> Small Comfort Plus (10"W)	\$205	E0955
<input type="checkbox"/> Large Comfort Plus (14"W)	\$205	E0955
<input type="checkbox"/> Removable Headrest Bracket	\$210	E1028
<input type="checkbox"/> Swing-away (Flip-down) Headrest Bracket ²	\$210	E1028
<i>Interfaces with any headrest that uses 1/2" square down-tube.</i>		
Medical Applications		
<input type="checkbox"/> Small (9.75"W x 3"H)	\$230	E0955
<input type="checkbox"/> Large (11"W x 6"H)	\$230	E0955
<input type="checkbox"/> Removable Headrest Bracket	\$235	E1028
<input type="checkbox"/> Fixed, Offset Mounting Bracket	No Charge	
<input type="checkbox"/> Reclining Headrest (6.5"W x 7"H)	\$205	E0955
<input type="checkbox"/> Removable Bracket for Reclining Headrest	\$210	E1028
<i>For use on recline systems only.</i>		
Aftermarket Bracket		
<input type="checkbox"/> Removable Bracket for Aftermarket Headrest	\$210	E1028

POSITIONING COMPONENTS

Description	Price	HCPCS Code
Stealth		
<input type="checkbox"/> 125° Swing-Away Bracket (pair) ^{3,4}	\$420	E1028
<i>For use with TRU-Comfort</i>		
<input type="checkbox"/> Swing-Away Flush to 1" Offset, Back Cane Mounted (pair) ⁴	\$450	E1028
<input type="checkbox"/> Thoracic Lateral Flat Pad, 3" x 5" (pair) (Leather-Like cover)	\$200	E0956
<input type="checkbox"/> Thoracic Lateral Flat Pad, 4" x 6" (pair) (Leather-Like cover)	\$200	E0956
<input type="checkbox"/> Thoracic Lateral Curved Pad, 2" x 3" (pair)	\$200	E0956
<input type="checkbox"/> Thoracic Lateral Curved Pad, 3" x 5" (pair)	\$200	E0956
<input type="checkbox"/> Thoracic Lateral Curved Pad, 4" x 6" (pair)	\$200	E0956
<input type="checkbox"/> Removable Lateral Pelvic / Thigh Bracket (ea)	\$187	E1028
<input type="checkbox"/> Flip-down Lateral Pelvic / Thigh Bracket (ea)	\$210	E1028
<input type="checkbox"/> Short Lateral Pelvic / Thigh Pad, 4" x 4" (ea)	\$90	E0956
<input type="checkbox"/> Medium Lateral Pelvic / Thigh Pad, 4" x 8" (ea)	\$90	E0956
<input type="checkbox"/> Long Lateral Pelvic / Thigh Pad, 4" x 12" (ea)	\$90	E0956

ACCESSORIES

Description	Price	HCPCS Code
<input type="checkbox"/> Oxygen Holder ^{5,6}	\$150	E2208
<input type="checkbox"/> Weather Cover, Medium, Black	\$158	
<input type="checkbox"/> Accessory Mounting Bracket	\$50	
<i>(1" adaptor tube for use w/ TB Power Recline)</i>		
<input type="checkbox"/> Cup Holder ⁷ <input type="checkbox"/> Left <input type="checkbox"/> Right	\$17	
<input type="checkbox"/> 38" Lap Belt	Standard	
<input type="checkbox"/> 50" Lap Belt	Standard	
<input type="checkbox"/> 60" Lap Belt	Standard	
<input type="checkbox"/> 70" Lap Belt	Standard	
<input type="checkbox"/> 80" Lap Belt	Standard	
<input type="checkbox"/> 90" Lap Belt	Standard	

LOWEST SEAT-TO-FLOOR HEIGHTS⁸

Description	Lowest Seat-to-Floor
TRU-Balance Tilt <i>(w/ Ang-Adj towers)</i>	18.25"
TRU-Balance Recline	17.75"
TRU-Balance Tilt/Recline <i>(w/ Ang-Adj towers)</i>	18.25"
TRU-Balance Lift & Tilt <i>(w/ Ang-Adj towers)</i>	19.75"

FOOTNOTES

- Measurement is taken from the inside of the headrest
- N/A on reclining seats.
- Available with TRU-Comfort.
- Swing-away laterals interfere with flip-back armrest.
- Includes mounting bracket and hardware.
- TRU-Balance Tilt with TRU-Comfort & O2 holder is custom.
- N/A with waterfall ampads.
- All measurements +/- 1/8" with 18" x 18" seat, 300 lbs. weight capacity and solid tires (add 3/8" with pneumatic tires). Increased widths may increase seat-to-floor height.
Contact customer service for details. Listed measurements are in the lowest position. It does not include elevating systems.