



Q6 Edge® 2.0 X Order Form with Contoured Seating

Account Number: _____ Date: _____
 Provider Name: _____
 Contact: _____
 Phone: _____ Fax: _____
 Email: _____
 PO Number: _____
 Quote Name/Marked for: _____
 Ship to Address: _____
 City: _____ State: _____ Zip: _____

**Q6 edge®
2.0x**



INTRODUCTION

This form is interactive when viewed with [Adobe Acrobat Reader](#) and may not function correctly if opened with applications other than Acrobat. Complete the form by placing checks in the desired boxes and provide information in the interactive fields. Buttons shown at the bottom of the form may be utilized to print or submit the order form through a desktop email application. To email via a web-based application, please 'Save As' and attach the PDF to your email.

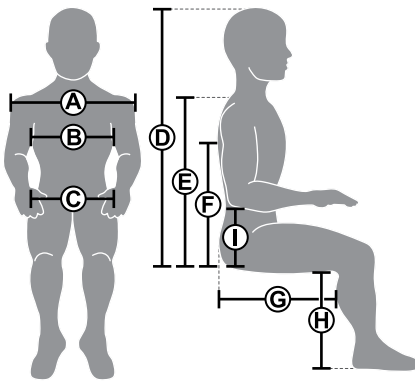
This order form contains a large variety of options to fulfill various patient needs. Descriptions and section notes, such as optional or required, are included to help you complete your order. Please contact Quantum Sales at 866-800-2002 if assistance is needed. Send the completed order form by fax (866-707-3422) or email (quantumorders@pridemobility.com). Incomplete forms may delay the quote or order. Customer service will contact you if the order is incomplete or if there are compatibility issues. If special order requests are needed, be sure that the Patient Information section is completed or include a completed [physical assessment form](#) with this order form.

HCPCS codes provided should not be considered as legal advice and do not guarantee reimbursement. DME providers are responsible for determining the appropriate billing codes when submitting for insurance reimbursement. Payer coding, coverage, and bundling guidelines may apply. All prices are MSRP. Prices, specifications, part numbers, and availability are subject to change without notice. Prices and part numbers as shown are only available when configured as a complete power chair. Please contact technical service for accurate parts ordering.

Thank you for choosing Quantum!

PATIENT INFORMATION

Weight: _____ Height: _____ A. Shoulder Width: _____ D. Max Sitting Height: _____ G. Thigh Depth: _____
 B. Chest Width: _____ E. Shoulder Height: _____ H. Lower Leg Length: _____
 C. Hip Width: _____ F. Axilla Height: _____ I. Elbow Height: _____



1. BASE MODEL

REQUIRED. Select a power base. This power base has a 300 lb. weight capacity with standard 6 mph programmable motors, 8 amp off board charger, fender lights and USB mobile device charger. Dimensions of base without legrests: 24"W x 35.5"L

Quantum Q6 Edge 2.0 X 3S-SS \$10,195
 Part: Q6EDGE 2.0X 3S-SS. HCPCS: K0848
 Solid seat pan standard with no power option.

Quantum Q6 Edge 2.0 X 3S-C \$10,195
 Part: Q6EDGE 2.0X 3S-C. HCPCS: K0849
 Contoured Seat (Captain) Standard.













2. DRIVE MOTORS

REQUIRED.

6 mph Drive Motors Standard Part: MOT147433	Accu-Trac Motor Technology \$1,360 Part: MOT147881. HCPCS: K0108 Requires Q-Logic 3 electronics. Delivers enhanced traction and tracking, especially with switched drive controls.
--	--

3. BASE COLOR

REQUIRED. Select one shroud color. Colors shown here may differ from actual product depending on monitor/printer calibration used.

 Red Corvette Part: DGN153201-PRD1	 Night Train Part: DGN153201-PBK3	 Deep Purple Part: DGN153201-PPR5	 Lemon Crush Part: DGN153201-PYL4
 Electric Blue Part: DGN153201-PBU9	 Pretty in Pink Part: DGN153201-PPK3	 Grey Street Part: DGN153201-PSL3	 Green Machine Part: DGN153201-PGN11
 Back in Black Part: DGN153201-PBK1	 Evolution Orange Part: DGN153201-POR7	 Midnight Blue Part: DGN153201-PBU10	 Military Green Part: DGN153201-PGN8

4. QUANTUM BACKUP CAMERA

Optional. The backup camera may interfere with armrest mounted accessories such as media device holder.

Quantum Backup Camera\$368
Part: MEC1910365

1. Optional Camera Mounting Bracket

Backup Camera Captain's Headrest Bracket \$21 Part: MEC1901231	Backup Camera Track Mount Bracket \$27 Part: MEC2104227
---	--

2. Optional Display Mounting Bracket

Backup Camera Q-Logic Joystick Mount Bracket\$105 Part: MEC2106123	Backup Camera NE/NE+ Joystick Mount Bracket\$105 Part: MEC2106132
--	---



5. WHEEL OPTIONS

REQUIRED. Select a type of drive wheels and accent color. Knobby tires increase overall base width by 1.5".

5.1. Drive Wheels

3"x14" Flat Free Black Tires (No Accent Color)..... Standard Part: PTOINDV3525 (pair)	3"x14" Pneumatic Black Tires (No Accent Color)..... No Charge Part: WHL150034 x2
3"x14" Flat Free Black Tires for Wheel Accents..... No Charge Part: WHL1611297 x2	3"x14" Pneumatic Black Tires for Wheel Accents..... No Charge Part: WHL1611296 x2
4"x14" Knobby, Flat Free Black Tires (No Accent Color) \$290 ea. Part: WHL2006647 x2	4"x14" Knobby, Pneumatic Black Tires (No Accent Color) \$290 ea. Part: WHL2006822 x2

5.2. Drive Wheel Accent Color

Optional. Not available with knobby tires.

Back in Black Accent Color..... \$63 Part: XRF000179	Deep Purple Accent Color..... \$63 Part: XRF000184	Electric Blue Accent Color \$63 Part: XRF000188
Red Corvette Accent Color \$63 Part: XRF000180	Pretty in Pink Accent Color \$63 Part: XRF000185	Lemon Crush Accent Color..... \$63 Part: XRF000189
Night Train Accent Color \$63 Part: XRF000181	Evolution Orange Accent Color \$63 Part: XRF000186	Green Machine Accent Color \$63 Part: XRF000190
Grey Street Accent Color..... \$63 Part: XRF000182	Midnight Blue Accent Color \$63 Part: XRF000187	Military Green Accent Color \$63 Part: XRF000191

6. BATTERIES

Optional. The powerchair requires 2 batteries and will be installed if ordered.

NF-22, Gel Cell, Interceptor Battery..... \$341 ea. Part: BAT2004376. HCPCS: E2361	NF-22, Gel Cell, MK Battery \$415 ea. Part: BATGEL1008. HCPCS: E2361
NF-22, AGM, MK Battery..... \$415 ea. Part: BAT121346. HCPCS: E2361	

7. ELECTRONICS

REQUIRED. Select a type of drive control from the following sections. The No Joystick option is used to omit the joystick and utilize another control, such as a specialty control found on the [Alternative Controls and Electronics Order Form](#).

7.1. Expandable Controls - Quantum Intelligent Systems™

Select expandable controls or omit selection if another controller type is desired.

1. Q-Logic 3 Joystick

REQUIRED.

- Q-Logic 3 EX JoystickStandard
Part: XRF000241
- Q-Logic 3e JoystickNo Charge
Part: CTL1910600

No Joystick, Setup for Q-Logic 3
Part: XRF000010
Requires selection of Enhanced Display.



7.2. Q-Logic 3 Joystick Armor

REQUIRED with Q-Logic 3 Joystick selections above. Reference colors shown on page 2. *Night train joystick armor will be the black, soft touch.

- | | | |
|---|--|---|
| Black, Soft TouchStandard
Part: DGN124307
Also matches Night Train shrouds. | Deep Purple\$63
Part: DGN124336-PPR5 | Electric Blue \$63
Part: DGN124336-PBU9 |
| Red Corvette \$63
Part: DGN124336-PRD1 | Pretty in Pink\$63
Part: DGN124336-PPK3 | Lemon Crush\$63
Part: DGN124336-PYL4 |
| Back in Black\$63
Part: DGN124336-PBK1 | Evolution Orange\$63
Part: DGN124336-POR7 | Green Machine\$63
Part: DGN124336-PGN11 |
| Grey Street \$63
Part: DGN124336-PSL3 | Midnight Blue\$63
Part: DGN124336-PBU10 | Military Green \$63
Part: DGN124336-PGN8 |

8. JOYSTICK HANDLES

Optional. The optional handle will be mounted to the joystick and the standard handle will be shipped with the unit.

- | | |
|--|--|
| Mushroom Handle (B) \$90
Part: ACCASMB1860. HCPCS: E2323 | Extended I-Handle (G) \$90
Part: ACCASMB1857. HCPCS: E2323 |
| Chin Cup (C) \$90
Part: ACCASMB1861. HCPCS: E2323 (E2324 when chin control) | Bodypoint 3" Goal Post Handle \$104
Part: PLSKNCP1057. HCPCS: E2323 |
| T-Bar (D) \$126
Part: ACCASMB1858. HCPCS: E2323 | Bodypoint 4" Goal Post Handle \$104
Part: PLSKNCP1058. HCPCS: E2323 |
| Medium Ball Handle (E) \$69
Part: ACCASMB1859. HCPCS: E2323 | Q-Logic 3 Carrot Handle (A) No Charge
Part: DGN124308 |
| Soft Ball Handle (F) \$80
Part: ACCASMB1856. HCPCS: E2323 | |




9. JOYSTICK MOUNTING BRACKETS

Optional. Select a mount to be used with a joystick selected in previous section.

9.1a. Fixed, In-line Joystick Bracket

- Fixed, In-line, Bracket for Q-Logic 3Standard
Part: FRMASMB10617
- Left Side Mount
Part: PTOINDV1225
- Right Side Mount
Part: PTOINDV1226



9.1b. Swing-Away (Retractable) Joystick Bracket

Allows the joystick to retract to the side of the armrest while maintaining the same joystick orientation.

- Swing-away, Q-Logic 3 \$294
Part: ACC1908434. HCPCS: E1028

9.1c. Basic Swing Away Joystick Mount

- Basic Swing Away, Q-Logic, Left Side \$245
Part: ACC2201043. HCPCS: E1028
- Basic Swing Away, Q-Logic, Right Side \$245
Part: ACC2201044. HCPCS: E1028

Joystick Mounting Brackets section continued on following page.


9. JOYSTICK MOUNTING BRACKETS CONTINUED

9.1d. Specialty Joystick Mounts

Select a bracket and side to mount it.

Retract4 Mount \$368
 Part: XRF000003. HCPCS: E1028
 Full 180° of movement that translates into multi-position use, straight, right offset, left offset, or fold away. Joystick orientation varies as bracket is adjusted.

Multi-Axis Mount \$126
 Part: XRF000004
 Allows height adjustment of joystick.



9.2. Joystick Mount Location

Left Side Mount
 Part: PTOINDV1225

Right Side Mount
 Part: PTOINDV1226



10. CONTOURED SEATING

REQUIRED. Select one seat type.

10.1. Occupied Transit, WC-19

WC-19 Occupied Transit Option for Contoured Seat \$368
 Part: KIT122609
 To determine if your chair is WC-19 compliant (occupied), please refer to this website: <https://wc-transportation-safety.umtri.umich.edu/>

10.2a. Q-Captain Seat

16"W x 16"DNo Charge Part: SET2005145	18"W x 20"DNo Charge Part: SET2005151	20"W x 22"DNo Charge Part: SET2005909
16"W x 18"DNo Charge Part: SET2005146	18"W x 22"DNo Charge Part: SET2005908	22"W x 18"DNo Charge Part: SET2005155
16"W x 20"DNo Charge Part: SET2005147	20"W x 16"DNo Charge Part: SET2005152	22"W x 20"DNo Charge Part: SET2005156
18"W x 16"DNo Charge Part: SET2005149	20"W x 18"DNo Charge Part: SET2005153	22"W x 22"DNo Charge Part: SET2005157
18"W x 18"DNo Charge Part: SET2005150	20"W x 20"DNo Charge Part: SET2005154	

10.2b. Q-Captain Seat with Solid Seat Pan

16"W x 16"DNo Charge Part: SET2005394	18"W x 20"DNo Charge Part: SET2005399	20"W x 22"DNo Charge Part: SET2005911
16"W x 18"DNo Charge Part: SET2005395	18"W x 22"DNo Charge Part: SET2005910	22"W x 18"DNo Charge Part: SET2005403
16"W x 20"DNo Charge Part: SET2005396	20"W x 16"DNo Charge Part: SET2005400	22"W x 20"DNo Charge Part: SET2005404
18"W x 16"DNo Charge Part: SET2005397	20"W x 18"DNo Charge Part: SET2005401	22"W x 22"DNo Charge Part: SET2005405
18"W x 18"DNo Charge Part: SET2005398	20"W x 20"DNo Charge Part: SET2005402	

10.3. Seat to Floor Height

Lowest Seat to Floor Part: PTOINDV3558	Middle Seat to Floor Part: PTOINDV3559	Highest Seat to Floor Part: PTOINDV3560
--	--	---

Contoured seating section continued on following pages.

10. CONTOURED SEATING CONTINUED


10.4. Matching Seat Cushion

Optional with Quantum Captain Seat with Solid Seat Pan. Specific cushion/component sizes available, part numbers, weight capacities, MSRP, HCPCS code, and special order cushions can be found on the respective complete [Stealth Cushion Order Forms](#). This section allows a quick selection of a single cushion that matches the seat pan width and depth. See specific order form for non-matching sizes, alternate covers and liners, or additional covers and liners.

Stealth TRU-Comfort 2 SPP Cushion

Skin protection and positioning with Coolcore, 4-way stretch, breathable cover. Part series: ST-TC2SPPXXYY. HCPCS: E2607/E2608


TRU-Comfort 2 SPP, Matching Seat Size
Reference part: XRF000116. MSRP: \$420/\$525



Stealth Solution SPP Cushion

Skin protection and positioning with Coolcore, 4-way stretch, breathable cover. Includes urethane liner. Part series: ST-SOLSPPXXYY. HCPCS: E2607/E2608


Solution SPP, Matching Seat Size
Reference part: XRF000113. MSRP: \$394/\$452



Stealth Spectrum Foam SPP Cushion

Skin protection and positioning with Coolcore, 4-way stretch, breathable cover. Includes urethane liner. Part series: ST-SPCFSPXXYY. HCPCS: E2607/E2608


Spectrum Foam SPP, Matching Seat Size
Reference part: XRF000112. MSRP: \$483/\$557



Stealth Premiere P Cushion

Positioning with Coolcore, 4-way stretch, breathable cover. Part series: ST-PREMPXXYY. HCPCS: E2605/E2606


Premiere P, Matching Seat Size
Reference part: XRF000122. MSRP: \$341/\$499



Stealth Zen SP Cushion

Skin protection with Coolcore, 4-way stretch, breathable cover. Part series: ST-ZENSPXXYY. HCPCS: E2603/E2604

Zen SP, Matching Seat Size
Reference part: XRF000115. MSRP: \$331/\$446



Stealth Spectrum Gel SPP Cushion

Skin protection and positioning with Coolcore, 4-way stretch, breathable cover. Includes urethane liner. Part series: ST-SPCGSPPXXYY. HCPCS: E2607/E2608

Spectrum Gel SPP, Matching Seat Size
Reference part: XRF000117. MSRP: \$483/\$557



Stealth Essence SPP Cushion

Skin protection and positioning with Coolcore, 4-way stretch, breathable cover. Part series: ST-ESSSPPXXYY. HCPCS: E2607/E2608

Essence SPP, No Wedge, Matching Seat Size
Reference part: XRF000118. MSRP: \$420/\$525



Essence SPP, Small Wedge, Matching Seat Size
Reference part: XRF000119. MSRP: \$457/\$562


Essence SPP, Medium Wedge, Matching Seat Size
Reference part: XRF000120. MSRP: \$488/\$593

Essence SPP, Large Wedge, Matching Seat Size
Reference part: XRF000121. MSRP: \$520/\$625

Stealth Glacial SP Cushion

Skin protection with Coolcore, 4-way stretch, breathable cover. Part series: ST-GLSPXXYY. HCPCS: E2603/E2604


Glacial SP, Matching Seat Size
Reference part: XRF000114. MSRP: \$347/\$462



Stealth Simplicity G Cushion

General use cushion with Stealth Tek 2, 2-way stretch, breathable cover. Part series: ST-SIMGXXYY. HCPCS: E2601/E2602

Simplicity G, Matching Seat Size
Reference part: XRF000111. MSRP: \$116/\$173



10.5. Armrests

Optional. Configured in pairs. Left (L) and right (R) boxes may be checked to configure different size arms within one section arm type.

1a. Q-Captain, Flip-Up, Height Adjustable Armrests

Includes full length, flat armpads.

Full Length, Left Armrest \$90 ea.
Part: MEC2201304. HCPCS: K0020

Full Length, Right Armrest \$90 ea.
Part: MEC2201303. HCPCS: K0020

1b. Drop-In, Height Adjustable, Armrests (T-Arm)

Includes flat armpads.

Full Length, Drop-In Armrests \$79 ea.
L R Left part: XRF000298. Right part: XRF000299. HCPCS: E0973

Desk Length, Drop-In Armrests \$79 ea.
L R Left part: XRF000300. Right part: XRF000301. HCPCS: E0973

1c. Single Post, Height Adjustable, Removable Armrests

Height adjustment from 11"-17" in half-inch increments.

Full Length, Single Post Armrests \$79 ea.
L R Left part: ARM2000906. Right part: ARM2000907. HCPCS: E0973

Desk Length, Single Post Armrests \$79 ea.
L R Left part: ARM2000908. Right part: ARM2000909. HCPCS: E0973

1d. Bariatric, Height Adjustable, Removable Armrests

Select armrests and armpads. Armrests are sold in same-size pairs.

Full Length, Bariatric Armrests, 8"-12" H \$90 ea.
L R Left part: FRMASMB6728. Right part: FRMASMB6729. HCPCS: E0973

Full Length, Bariatric Armrests, 10"-14"H \$90 ea.
L R Left part: FRMASMB6730. Right part: FRMASMB6731. HCPCS: E0973

1e. Heavy Duty, 8"-12" Height Adjustable, Removable Armrests

Select armrests and armpads. Armrests are sold in same-size pairs.

Full Length, Heavy Duty Armrests, 8"-12" H \$90 ea.
L R Left part: XRF000253. Right part: XRF000254. HCPCS: E0973

Desk Length, Heavy Duty Armrests, 8"-12"H \$90 ea.
L R Left Part: XRF000255. Right part: XRF000256. HCPCS: E0973

1e. Heavy Duty, 10"-14" Height Adjustable, Removable Armrests

Select armrests and armpads. Armrests are sold in same-size pairs.

Full Length, Heavy Duty Armrests, 10"-14"H \$90 ea.
L R Left Part: XRF000257. Right part: XRF000258. HCPCS: E0973

Desk Length, Heavy Duty Armrests, 10"-14" H \$90 ea.
L R Left part: XRF000259. Right part: XRF000260. HCPCS: E0973

1f. Pediatric, Removable, Height Adjustable Armrests

Height adjustment from 7.75" to 8.25". Includes desk length, straight armpads.

Pediatric, Removable Armrests \$79 ea.
L R Left Part: ARM142876. Right part: ARM142877. HCPCS: E0973

Contoured seating section continued on following page.

10. CONTOURED SEATING CONTINUED

10.6. Armrest Height

REQUIRED with Bariatric, Heavy Duty, and Pediatric Height Adjustable armrests.

2. Left Armrest Height

7.75" H PTOINDV3722	8.25" H PTOINDV3724	10" H PTOINDV3537	12" H PTOINDV3539	14" H PTOINDV3541	16" H PTOINDV3543
8" H PTOINDV3535	9" H PTOINDV3536	11" H PTOINDV3538	13" H PTOINDV3540	15" H PTOINDV3542	

3. Right Armrest Height

7.75" H PTOINDV3721	8.25" H PTOINDV3723	10" H PTOINDV3452	12" H PTOINDV3454	14" H PTOINDV3456	16" H PTOINDV3458
8" H PTOINDV3450	9" H PTOINDV3451	11" H PTOINDV3453	13" H PTOINDV3455	15" H PTOINDV3457	

10.7. Armpads

REQUIRED except with Flip-Up, Drop-In, and Pediatric armrests.

1a. Straight Armpads for Single Post Armrests

Straight, Full Length Left and Right No Charge Part: ARM134275	Straight, Desk Length Left, Full Length Right No Charge Part: ARM134280
Straight, Full Length Left, Desk Length Right No Charge Part: ARM134281	Straight, Desk Length Left and Right No Charge Part: ARM134254

1b. Waterfall Armpads for Single Post Armrests

Waterfall, Full Length Left and Right No Charge Part: ARM134285	Waterfall, Desk Length Left, Full Length Right No Charge Part: ARM134288
Waterfall, Full Length Left, Desk Length Right No Charge Part: ARM134289	Waterfall, Desk Length Left and Right No Charge Part: ARM134282

1c. Falcon Gel Armpads for Single Post Armrests

Falcon Gel, Full Length Left and Right\$311.22 Part: ARM136438	Falcon Gel, Desk Length Left, Full Length Right\$287.93 Part: ARM136439
Falcon Gel, Full Length Left, Desk Length Right\$287.93 Part: ARM136442	Falcon Gel, Desk Length Left and Right \$265.02 Part: ARM136437

1d. Armpads for Bariatric or Heavy Duty Armrests

Bariatric Armpads No Charge Part: UPSASMB1027 Only for use with Bariatric Armrests.	Waterfall Armpads No Charge Part: UPSASMB1024 Only for use with Heavy Duty Armrests
Straight Armpads No Charge Part: UPSASMB1021 Only for use with Heavy Duty Armrests	

10.8. Quad Release Lever

Optional. Available with Single Post and Pediatric armrests.

Quad Release Lever, Pair No Charge Part: FRMASMB10517
--

11. LAP BELTS

REQUIRED. Select one lap belt below.

11.1a. Standard Lap Belts

38" Lap Belt Part: ACCBELT1006	50" Lap Belt Part: ACCBELT1000	60" Lap Belt Part: ACCBELT1002	70" Lap Belt Part: ACCBELT1003	80" Lap Belt Part: ACCBELT1004	90" Lap Belt Part: ACCBELT1001
-----------------------------------	-----------------------------------	-----------------------------------	-----------------------------------	-----------------------------------	-----------------------------------

11.1b. Optional Lap Belts

Stealth Positioning, 60" Single Pull, Push Button, Medium.... \$47.38 (7.5") Padded, 1.5" Belt (IFPB5213) Part: ST-IFPB5213-Q	Stealth Positioning, 60" Single Pull, Push Button, Extra Large \$47.38 Padded (11.5"), 2" Belt (IFPB5315) Part: ST-IFPB5315-Q
Stealth Positioning, 60" Single Pull, Push Button, Large \$47.38 Padded (9.5"), 2" Belt (IFPB5314) Part: ST-IFPB5314-Q	Stealth Positioning, 60" Single Pull, Push Button, Non-padded \$47.38 2" Belt (IFPB5310) Part: ST-IFPB5310-Q

12. BASE MOUNTED FOOT PLATFORM

REQUIRED. May interfere with seat mounted legrests. Not available with center mount foot platforms.

Base Mounted Foot Platform Standard Part: FRMASMB16077	Omit base mounted foot platform No Charge Part: PTOINDV3674
Bell Shaped, Base Mounted Foot Platform \$247 Part: RIGASMB7120041	

13. LEGRESTS

Optional. All efforts will be made to accommodate legrest length selection, but minor changes may need to be made to meet shipping guidelines. Some adjustments may be needed upon receipt of the unit. Reference the section's compatibility matrix for legrest interference.

13.1a. Basic Center Mount Foot Platform

Select legrest length in following section.

1. Center Mount Foot Platform Type

Basic Center Mount No Charge
 Part: XRF000323

2. Basic Center Mount Extension and Angle Adjustable Footplates

Short Extension, 5"x9" \$180 Footplates Part: XRF000312. HCPCS: K0040	Medium Extension, 5"x9" \$180 Footplates Part: XRF000313. HCPCS: K0040	Long Extension, 5"x9" Footplates \$180 Footplates Part: XRF000314. HCPCS: K0040
---	--	---

3. Basic Center Mount Calf Pads

Calf pads are standard with a power articulating foot platform.

Small Calf Pads, Basic Center Mount \$158 Part: RIG2104369	Large Calf Pads, Basic Center Mount \$158 Part: RIG2202997 Only available with Long Length Extension.
---	---

4. Basic Center Mount Additional Accessories

Basic Center Mount Footplate Connector \$16
 Part: RIG2104240

13.1b. Center Mount Foot Platform

1. Center Mount Foot Platform Assembly

Quick Adjustable Center Mount Foot Platform \$263
 Part: XRF000311. HCPCS: K0040

2. Lower Extension and Angle Adjustable Footplates

Medium Extension, 5"x6" Footplates Part: RIG150206	Medium Extension, 5"x11" Footplates Part: RIG150212	Long Extension, 5"x8" Footplates Part: RIG151506
Medium Extension, 5"x8" Footplates Part: RIG150203	Long Extension, 5"x6" Footplates Part: RIG151505	Long Extension, 5"x11" Footplates Part: RIG151508

3a. Center Mount Calf Pads

Small Calf Pads, Quick Adjustable Center Mount Only, \$158 6"Wx6"H (pair) Part: XRF000156	Large Calf Pads, Quick Adjustable Center Mount Only, \$158 8" taper to 6"Wx8"H (pair) Part: XRF000157
---	---

3b. Center Mount Calf Panel

Small Calf Panel for Quick Adjustable, 18"Wx8"H \$184 Part: FRMASMB7110012	Large Calf Panel for Quick Adjustable, 24"Wx8"H \$225 Part: RIG123825 Only available on widths of 20" or greater.
---	---

4. Modular Footplate Extension Components

Optional. Assembly required. May require seating configuration adjustments to avoid front caster interference.

Width Extension for 8"D Footplates \$69 Part: RIG152517	4" Outside Edge (pair) \$69 Part: RIG152510 Only available with 6"D footplates and 8"D footplate extension.
Width Extension for 11"D Footplates \$69 Part: RIG152518	6" Outside Edge (pair) \$69 Part: RIG152516 Available with 8"D and 11"D footplates and 11"D footplate extension.
2" Bell-Shaped Length Extension \$69 Part: RIG152519	

5. Additional Accessories

Small Reversed Dartex Calf Pad Cover (pair) \$158 Part: RIG133717	Small Foam Panel Cover (pair) \$167.57 Part: ST-CSCP0920-Q
Large Reversed Dartex Calf Pad Cover (pair) \$210 Part: RIG133719	Large Foam Panel Cover (pair) \$268.77 Part: ST-CSCP0927-Q
Small Reversed Dartex Panel Cover (pair) \$210 Part: RIG134673	Footplate Connector \$16 Part: RIGASMB7120023
Large Reversed Dartex Panel Cover (pair) \$210 Part: RIG134744	Footplate Riser \$75 Part: XRF000348 Not available with Long Extension. Select legrest length between 2" to 9" at 1" increments.
Small Foam Calf Pad Cover (pair) \$63.74 Part: ST-CSCS0775-Q	Footplate Riser Calf Panel \$50 Part: FRMASMB7110011 Only available and required with Footplate Riser selection and extension lengths of 6" to 9".
Large Foam Calf Pad Cover (pair) \$78.72 Part: ST-CSCS0985-Q	

Legrests section continued on following page.

13. LEGRESTS CONTINUED

6. Stealth Gel Footplate Covers

- 5"x8" Tapered Gel Footplate Covers \$211.15
Part: ST-FPG5008T-Q. HCPCS: K0108
- 5"x8" Tapered Gel Footplate Covers for Width Extension ... \$231.75
Part: ST-FPG6508T-Q. HCPCS: K0108
- 5"x11" Tapered Gel Footplate Covers \$231.75
Part: ST-FPG5011T-Q. HCPCS: K0108
- 5"x11" Tapered Gel Footplate Cover for Width Extension ... \$257.50
Part: ST-FPG7011T-Q. HCPCS: K0108

13.1c. Swing-Away Legrests

Select a legrest upper, a legrest extension, and type of footplate. Pair (P), left (L), and right (R) configurations are selected by checking the appropriate boxes. Select legrest length in following section.

1a. 60°-90° Swing-Away Legrest Uppers

Adjustable in 5° increments.

- P L R 60°-90° Swing-Away Legrest, Static Seat \$86 ea.
Pair part: XRF000082. Left: XRF000083.
Right: XRF000084
Not available with 11"-13" extensions.
- P L R 60°-90° Swing-Away Legrest, Short, Static Seat \$86 ea.
Pair part: XRF000085. Left: XRF000086.
Right: XRF000087.
For use only with 11"-13" lower extensions.

1b. 70° Swing-Away Legrest Uppers

Only available with occupied transit WC-19 selections. Sold only in pairs. Select lower extension and footplates as pairs.

- 70° Swing-Away Legrest (pair) \$172
Pair part: FRMASMB7841
Not available with 11"-13" extensions.

Swing-Away Legrest Compatibility Matrix	Contoured/Synergy Seat			
	Low	Medium	High	
Extruded, 13" - 16.5"	!	✓	✓	<input checked="" type="checkbox"/> This rigging configuration causes no interference issues at this seat-to-floor height.
Extruded, 15.5" - 19.5"	!	!	!	<input type="checkbox"/> This rigging configuration may have less than 1.75" clearance when fully extended and may interfere with the ground or reduce obstacle climbing ability.
Angle Adjustable, 13" - 16.5"	!	✓	✓	<input checked="" type="checkbox"/> This rigging configuration does not work with this seat-to-floor height.
Angle Adjustable, 15.5" - 19.5"	!	!	!	
Multi-Axis, 15.5" - 19.5"	!	!	!	

2. Lower Extension

- P L R 11"-13" Length
Pair part: XRF000088.
Left: XRF000089.
Right: XRF000090.
N/A with Multi-axis.
- P L R 11"-16.5" Length
Pair part: XRF000091.
Left: XRF000092.
Right: XRF000093.
Multi-Axis only.
- P L R 13"-16.5" Length
Pair part: XRF000094.
Left: XRF000095.
Right: XRF000096.
N/A with Multi-Axis.
- P L R 15.5"-19.5" Length
Pair part: XRF000097.
Left: XRF000098.
Right: XRF000099.

3a. Extruded Footplate(s)

- P L R 7.25"Wx6"D Extruded Footplate Standard
Part pair: FRMASMB7847. Left: FRMASMB7861
Right: FRMASMB7862
- P L R 8.5"Wx6"D Extruded Footplate Standard
Part pair: FRMASMB7848. Left: FRMASMB7863
Right: FRMASMB7864
May cause interference on seat widths less than 18."

3b. Angle Adjustable Footplate(s) with Heel Loops

¹The 6"x11" footplates may cause interference with seat widths less than 18". ²The 8"x11" footplates may cause interference with seat widths less than 20".

- P L R 4"Wx6"D \$90 ea.
Pair part: FRMASMB10564. Left: RIG133537. Right: RIG133560
HCPCS: K0040+E0951
- P L R 6"Wx8"D¹ \$90 ea.
Pair part: FRMASMB10567. Left: RIG133540. Right: RIG133563
HCPCS: K0040+E0951
- P L R 5"Wx6"D \$90 ea.
Pair part: FRMASMB10565. Left: RIG133538. Right: RIG133561
HCPCS: K0040+E0951
- P L R 6"Wx11"D¹ \$90 ea.
Pair part: FRMASMB10568. Left: RIG133541. Right: RIG133564
HCPCS: K0040+E0951
- P L R 5"Wx8"D \$90 ea.
Pair part: FRMASMB10566. Left: RIG133539. Right: RIG133562
HCPCS: K0040+E0951
- P L R 8"Wx11"D² \$90 ea.
Pair part: FRMASMB10569. Left: RIG133542. Right: RIG133565
HCPCS: K0040+E0951

3c. Multi-Axis Footplate(s) with Heel Loops

¹The 6"x11" footplates may cause interference with seat widths less than 18". ²The 8"x11" footplates may cause interference with seat widths less than 20".

- P L R 4"Wx6"D \$260 ea.
Pair part: FRMASMB9456. Left: RIG133531. Right: RIG133552
HCPCS: K0040+E0951
- P L R 6"Wx8"D¹ \$260 ea.
Pair part: FRMASMB9459. Left: RIG133534. Right: RIG133555
HCPCS: K0040+E0951
- P L R 5"Wx6"D \$260 ea.
Pair part: FRMASMB9457. Left: RIG133532. Right: RIG133553
HCPCS: K0040+E0951
- P L R 6"Wx11"D¹ \$260 ea.
Pair part: FRMASMB9460. Left: RIG133535. Right: RIG133558
HCPCS: K0040+E0951
- P L R 5"Wx8"D \$260 ea.
Pair part: FRMASMB9458. Left: RIG133533. Right: RIG133554
HCPCS: K0040+E0951
- P L R 8"Wx11"D² \$260 ea.
Pair part: FRMASMB9461. Left: RIG133536. Right: RIG133559
HCPCS: K0040+E0951

4. Swing-Away Legrest Accessories

- Gel Neoprene Footrest Sleeve (pair) \$84
Part: INDPART2243. HCPCS: K0108

Legrests section continued on following page.

13. LEGRESTS CONTINUED

5. Amputee Supports with Swing-Away Upper

Enter a quantity for the amputee supports and covers. A 60°-90° legrest upper must be selected with the amputee support. The support will be configured with the legrest upper side that does not have a lower extension and footplate selected with it.

Therafin 31515 Multi-Axis Amputee Support \$230 ea. Therafin 32387 Amputee Support Gel Cover \$155 ea.
 QTY Part: INDPART2822. HCPCS: E1020 QTY Part: INDPART2823. HCPCS: K0108

13.1d. Pediatric, Swing-Away Legrests

Pair (P), left (L), and right (R) configurations are selected by checking the appropriate boxes. Select legrest length in following section.

1. Pediatric Legrests Upper

P L R 90°, Pediatric, Swing-Away Legrest (7"-10" Length Extension) \$172 ea.
 Pair part: FRMASMB8808. Left: FRMASMB8809
 Right: FRMASMB8810

2. Angle Adjustable Footplate(s)

P L R 4"Wx6"D Angle Adjustable \$90 ea. P L R 5"Wx6"D Angle Adjustable \$90 ea.
 Pair part: FRMASMB8812. Left: RIG133537. Right: RIG133560 Pair part: FRMASMB8811. Left: RIG133538. Right: RIG133561
 HCPCS: K0040 HCPCS: K0040

13.1e. Elevating Legrests

Select a legrest upper, a legrest extension, and type of footplate. Pair (P), left (L), and right (R) configurations are selected by checking the appropriate boxes. Select legrest length in following section.

1. Elevating Legrests Upper

P L R Elevating Legrest Assembly \$171 ea.
 Pair part: FRMASMB6483. Left: RIG138012
 Right: RIG138013. HCPCS: E0990
 Select lower extension and footplates

2a. Lower Extension

P L R 11"-14" Length
 Pair: FRMASMB4755. Left: RIG138026. Right: RIG138030
 For reinforced only

P L R 8.5"-12" HD Drop-Ins/12.5"-16.5" ELR, Ext Length
 Pair part: XRF000101. Left: XRF000102. Right: XRF000103
 For angle adjustable only

P L R 14"-17" Length
 Pair: FRMASMB4756. Left: RIG138033. Right: RIG138035
 For reinforced only

P L R 13"-18" HD Drop-Ins/15.5"-19.5" ELR, Ext Length
 Pair part: XRF000104. Left: XRF000105. Right: XRF000106
 For angle adjustable only

2b. Residual Limb Support

Do not select a footplate or accessory.

Left Residual Limb Support with Calf Pad \$342 Right Residual Limb Support with Calf Pad \$342
 Part: FRMASMB5301. HCPCS: E1020 Part: FRMASMB5300. HCPCS: E1020

3a. Reinforced Cast Footplate(s)

P L R 7.25"Wx6"D Reinforced Footplate Standard P L R 8.5"Wx6"D Reinforced Footplate Standard
 Pair part: FRMASMB4748. Left: RIG138055. Right: RIG138056 Pair part: FRMASMB4747. Left: RIG138060. Right: RIG138062
 May cause interference on seat widths less than 18."

3b. Angle Adjustable Footplate(s)

¹The 6"x11" footplates may cause interference with seat widths less than 18". ²The 8"x11" footplates may cause interference with seat widths less than 20". 4"x6" and 5"x6" footplates are only available in pairs.

P L R 4"Wx6"D \$90 ea.
 Pair parts: FRMASMB8812 x2.
 HCPCS: K0040

P L R 5"Wx6"D \$90 ea.
 Pair parts: FRMASMB8811 x2.
 HCPCS: K0040

P L R 5"Wx8"D Footplates with Heel Loops \$90 ea.
 Pair part: FRMASMB4735. Left: RIG137791. Right: RIG137792
 HCPCS: K0040+E0951

P L R 6"Wx8"D¹ Footplates with Heel Loops \$90 ea.
 Pair part: FRMASMB4738. Left: RIG137793. Right: RIG137795
 HCPCS: K0040+E0951

P L R 6"Wx11"D¹ Footplates with Heel Loops \$90 ea.
 Pair part: FRMASMB4741. Left: RIG137796. Right: RIG137797
 HCPCS: K0040+E0951

P L R 8"Wx11"D² Footplates with Heel Loops \$90 ea.
 Pair part: FRMASMB4744. Left: RIG137798. Right: RIG137799
 HCPCS: K0040+E0951

4. Elevating Legrest Accessories

Falcon Gel Padded Knee Adductor Buttons (KBE) (pair) \$131.25
 Part: INDPART2242. HCPCS: E0953

13.2. Legrest Accessories

Heel Loops (pair) \$53 Wheel Bumper \$19 ea.
 Part: FRMASMB7873. HCPCS: E0951 Part: XRF000100
 Standard on angle adjustable and multi axis footplates when noted.

Elevating Legrest Compatibility Matrix	Contoured/Synergy Seat		
	Low	Medium	High
Standard, 11"-14"	✓	✓	✓
Standard, 14"-17"	!	!	!
Angle Adjustable, 12"-16.5"	✓	✓	✓
Angle Adjustable, 15.5"-19.5"	!	!	!

This rigging configuration causes no interference issues at this seat-to-floor height.
 This rigging configuration may have less than 1.75" clearance when fully extended and may interfere with the ground or reduce obstacle climbing ability.

Legrests section continued on following page.

13. LEGRESTS CONTINUED

13.3. Set Legrest Extension Length

REQUIRED with center mounts and matching left and right rigging configurations. Part number is PTOINDV plus number following # below.

1a. Centermount Extension Length

2" L (#3989)	5" L (#3992)	8" L (#3680)	9.5" L (#3683)	11" L (#3686)	12.5" L (#3689)	14" L (#3692)	15.5" L (#3695)	17" L (#3698)	18.5" L (#3701)
3" L (#3990)	6" L (#3993)	8.5" L (#3681)	10" L (#3684)	11.5" L (#3687)	13" L (#3690)	14.5" L (#3693)	16" L (#3696)	17.5" L (#3699)	19" L (#3702)
4" L (#3991)	7" L (#3994)	9" L (#3682)	10.5" L (#3685)	12" L (#3688)	13.5" L (#3691)	15" L (#3694)	16.5" L (#3697)	18" L (#3700)	

1b. Front Rigging Extension Length

Non-matching or individual legrest configurations lengths are not set by the manufacturer. See previous section for center mount extension lengths.

7" L (#3470)	8.5" L (#3473)	10" L (#3476)	11.5" L (#3479)	13" L (#3482)	14.5" L (#3485)	16" L (#3488)	17.5" L (#3491)	19" L (#3494)	20.5" L (#3497)	22" L (#3669)
7.5" L (#3471)	9" L (#3474)	10.5" L (#3477)	12" L (#3480)	13.5" L (#3483)	15" L (#3486)	16.5" L (#3489)	18" L (#3492)	19.5" L (#3495)	21" L (#3498)	22.5" L (#3670)
8" L (#3472)	9.5" L (#3475)	11" L (#3478)	12.5" L (#3481)	14" L (#3484)	15.5" L (#3487)	17" L (#3490)	18.5" L (#3493)	20" L (#3496)	21.5" L (#3600)	

14. SEAT MOUNTED LED LIGHTS

Optional. Requires NE+ 8 Key, Q-Logic 3 Joystick for Full Light Package, or Q-Logic 3e Joystick.

Seat Mounted, LED, Full Light Package\$1,045

Part: XRF000130

Not available with Base Mounted, LED, Full Light Package.



15. ACCESSORIES

Optional. Multiple accessories can be mounted along the various tracks but some interference may occur. Accessories may need to be installed by the provider.

Cup Holder, Q-Captain No Charge Part: ACC2006355	Reflector Kit \$53 Part: ACC124670
Front Mounted Cell Phone/ Media Holder, X-Grip, Q-Captain..... \$74 Part: ACC2103691	Clothing Guard (Pair)..... \$237 Part: ACC125007 Available with Flip-Up armrests only. Not available with Elevating Legrests.
Rear View Mirror, Q-Captain \$69 Part: ACC2103692	Transfer Handles\$105 ea. Part: MEC2205680. HCPCS: E0705 Available with Flip-Up armrests only. Not available with Elevating Legrests.
Oxygen Holder.....\$118 Part: ACC2006353. HCPCS: E2208	Q-Logic EX/NE Programmer \$573 Part: ELEASMB6976
Cane/Crutch Holder\$110 Part: ACC2006352. HCPCS: E2207	Q-Logic PC Programming Disk with Cable \$445 Part: ELEASMB5216
Rear Basket\$118 Part: ACC2006351	Privacy Bag.....\$84 Part: ACC2005723
Saddle Bag.....\$40 Part: DWR1020D010	Personal Item Pouch, Rail Mounted.....\$84 Part: ACC2101017
Large, Black, Weather Cover..... \$202 Part: ACCCOVR1021	Personal Item Pouch, Arm Mounted\$84 Part: ACC2103694
Quantum Backpack..... \$168 Part: ACC1905853	Glove Box, Rail Mounted \$158 Part: ACC125011
Grip Lap Board (20005).....\$38.95 Part: ACC152992	Glove Box, Arm Mounted..... \$158 Part: ACC2103693
Grip Drink Holder (20085) \$15.50 Part: ACC152993	

16. BRANCH PATCHES

Optional.

Air Force Patch\$21 Part: ACC140240	Coast Guard Patch\$21 Part: ACC140239	Navy Patch\$21 Part: ACC140244
Army Patch\$21 Part: ACC140241	Marines Patch.....\$21 Part: ACC140243	Purple Heart Patch\$21 Part: ACC140238



17. POSITIONING COMPONENTS

Optional. More options are available on the [Positioning Components Order Form](#). Please provide quantity next to check box where applicable.

17.1. Stealth UniLink Pelvic/Thigh Guide

1. UniLink Pelvic/Thigh Hardware

UniLink, 5" Height Adjustable, \$252.21 ea.
 Removable Mounting Hardware
 Part: ST-UTTP5-Q. HCPCS: E1028
 QTY _____

UniLink, 7" Height Adjustable, \$262.50 ea.
 Removable Mounting Hardware
 Part: ST-UTTP7-Q. HCPCS: E1028
 QTY _____



2. UniLink Pelvic/Thigh Pads

UniLink, 4" x 4" Pad \$101.25 ea.
 Part: ST-UTP544056100-Q. HCPCS: E0953/E0956
 QTY _____

UniLink, 4" x 12" Pad \$101.25 ea.
 Part: ST-UTP54D056100-Q. HCPCS: E0953/E0956
 QTY _____

UniLink, 4" x 8" Pad..... \$101.25 ea.
 Part: ST-UTP548056100-Q. HCPCS: E0953/E0956
 QTY _____

3. UniLink Pelvic/Thigh Additional Links

UniLink, 1.5" Link \$77.20 ea.
 Part: ST-UIL001150A000-Q
 QTY _____

UniLink, 2" Link..... \$77.20 ea.
 Part: ST-UIL001200A000-Q
 QTY _____

4. UniLink Pelvic/Thigh Guide Installation

Install on Left
 Part: PTOINDV3585

Install on Right
 Part: PTOINDV3586

Do Not Install
 Part: PTOINDV3719

17.2. Stealth Pelvic/Thigh Guides

Pelvic/thigh guides may interfere with the joystick receiver block and down posts.

1. Pelvic/Thigh Guide Bracket

Flip Down Bracket (TWBTLADD-HW)\$267.50 ea.
 Part: INDPART2804. HCPCS: E1028
 QTY _____

Flip Down with LEFT Full Surface Contact\$267.75 ea.
 Feature (TWBADD-L & LPHW407)
 Part: POS140428. HCPCS: E1028

Removable Bracket (LP430)..... \$270.38 ea.
 Part: INDPART2805. HCPCS: E1028
 QTY _____

Flip Down with RIGHT Full Surface Contact.....\$267.75 ea.
 Feature (TWBADD-R & LPHW407)
 Part: POS140429. HCPCS: E1028

Removable Bracket with 1" Offset \$363.61 ea.
 (LP430 & LHW-121)
 Part: INDPART2854. HCPCS: E1028
 QTY _____

2. Pelvic/Thigh Guide Adapter

2" Height Adapter Plate (LHW-122)..... \$27.04
 Part: INDPART2821. HCPCS: K0108
 Height adapter is needed with TRU-Comfort seat cushions. Not available with the flip down bracket.

2 1/4" Adapter Plate (LHW-129)\$54.08
 Part: POS140430. HCPCS: K0108
 Only available with the flip down full surface bracket.

3. Pelvic/Thigh Guide Pad

Short Pad, 4"x4" (TWBADD-4X4)..... \$77.25 ea.
 Part: INDPART2801. HCPCS: E0953/E0956
 QTY _____

Long Pad, 4"x12" (TWBADD-4X12)..... \$77.25 ea.
 Part: INDPART2803. HCPCS: E0953/E0956
 QTY _____

Medium Pad, 4"x8" (TWBADD-4X8)..... \$77.25 ea.
 Part: INDPART2802. HCPCS: E0953/E0956
 QTY _____

4. Pelvic/Thigh Guide Installation

Install on Left
 Part: PTOINDV3585

Install on Right
 Part: PTOINDV3586

Do Not Install
 Part: PTOINDV3719

Positioning components section continued on following page.

17. POSITIONING COMPONENTS CONTINUED

17.3. Stealth Elbow Support

1. Elbow Support Bracket

Left, Swing-Away, Elbow Support Bracket, Tube\$189.26 ea.
 Style Arms (ARMS-ES-L)
 Part: POS124064. HCPCS: E1028

Right, Swing-Away, Elbow Support Bracket, Tube\$189.26 ea.
 Style Arms (ARMS-ES-R)
 Part: POS124066. HCPCS: E1028

2. Elbow Support Pad

3"Wx3"H Elbow Pad (ARMS-ES-3X3)\$54.08 ea.
 Part: POS124065. HCPCS: K0108

4"Wx4"H Elbow Pad (ARMS-ES-4X4)\$54.08 ea.
 Part: POS124067. HCPCS: K0108

17.4. Stealth Foot Boxes

Stealth Small Foot Boxes, 5"Wx8"Dx7"H\$513.71
 (SPLE107) (pair)
 Part: INDPART2786. HCPCS: E0954

Stealth Large Foot Boxes, 7"Wx12"Dx11"H\$513.71
 (SPLE109) (pair)
 Part: INDPART2788. HCPCS: E0954

Stealth Medium Foot Boxes, 6"Wx10"Dx9"H\$513.71
 (SPLE108) (pair)
 Part: INDPART2787. HCPCS: E0954

17.5. Stealth Positioning Shoe Holder

Small Shoe Holder, 3/4" Webbing (IFSH4211)\$82.40 ea.
 Part: ST-IFSH4211-Q. HCPCS: E0951+E0952

Large Shoe Holder, 3/4" Webbing (IFSH4213)\$82.40 ea.
 Part: ST-IFSH4213-Q. HCPCS: E0951+E0952

Medium Shoe Holder, 3/4" Webbing (IFSH4212)\$82.40 ea.
 Part: ST-IFSH4212-Q. HCPCS: E0951+E0952