

### Quantum® 1103 Ultra Series

Group 2 Single Power Order Form

200 lbs weight capacity



### Quantum Rehab®

A Division of Pride Mobility Products Corporation®

182 Susquehanna Ave., Exeter, PA 18643

Phone: (866)800-2002 • Fax: (866) 707-3422

Account Number: \_\_\_\_\_

Provider Name: \_\_\_\_\_

Contact: \_\_\_\_\_

Phone: \_\_\_\_\_

Fax: \_\_\_\_\_

Date: \_\_\_\_\_

PO#: \_\_\_\_\_

Marked For: \_\_\_\_\_

Ship To: \_\_\_\_\_

Address: \_\_\_\_\_

City: \_\_\_\_\_ State: \_\_\_\_\_ Zip: \_\_\_\_\_

Discount: \_\_\_\_\_

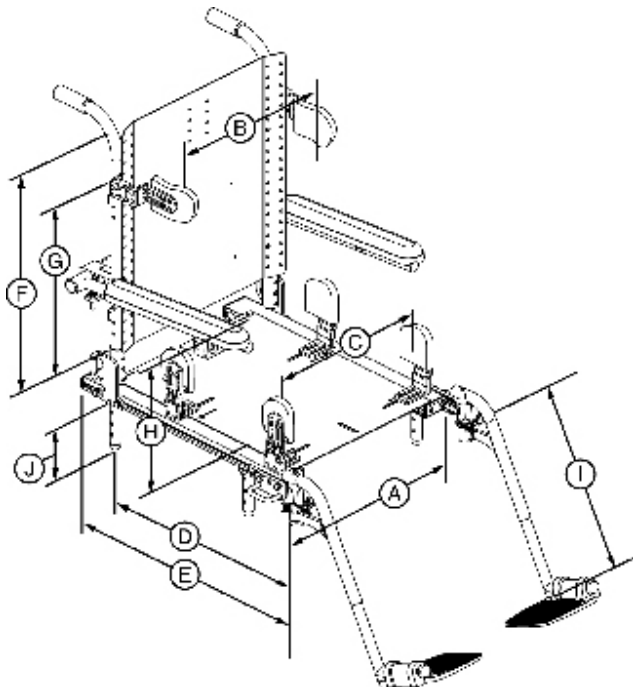
Terms: \_\_\_\_\_

Freight: \_\_\_\_\_

Taken By: \_\_\_\_\_

#### SPECIFIED DIMENSIONS\*

Please supply patient information for optimal setup prior to shipping.



Client Height: \_\_\_\_\_

Client Weight: \_\_\_\_\_

A. Seat Width: \_\_\_\_\_

B. Lateral Offset: \_\_\_\_\_

C. Hip/Thigh Lateral Offset: \_\_\_\_\_

D. Center of Gravity: *Optimized based on seat dimensions*

E. Seat Depth: \_\_\_\_\_

F. Back Height from Pan: \_\_\_\_\_

G. Lateral Height from Pan: \_\_\_\_\_

H. Armrest Height from Pan: \_\_\_\_\_

I. Rigging Length (whole numbers only): \_\_\_\_\_

J. Seat to Floor Height:  Low  Middle  Tall

Clinician Notes: \_\_\_\_\_

\_\_\_\_\_

\_\_\_\_\_

\_\_\_\_\_

\* While every effort will be taken to ensure items will be preset to your specifications prior to shipping, variations in options may effect final settings.

*DME providers are responsible for determining appropriate billing codes when submitting for insurance reimbursement.*

*HCPCS codes should not be considered as legal advice. All prices are MSRP.*

**BASE MODEL**

Description	Price	HCPCS Code
<input type="checkbox"/> Quantum 1103 Ultra 2SP-SS	\$6,121	K0835

**COLORS**

<input type="checkbox"/> Champagne	No Charge
<input type="checkbox"/> Candy Apple Red	No Charge
<input type="checkbox"/> Viper Blue	No Charge
<input type="checkbox"/> Onyx Black	No Charge
<input type="checkbox"/> Sunburst Orange	No Charge

**DRIVE WHEELS**

Description	Price
<input type="checkbox"/> 10" Pneumatic (pair)	No Charge
<input type="checkbox"/> 10" Solid (pair)	Standard

**BATTERY OPTIONS**

Description	Price	HCPCS Code
<input type="checkbox"/> U-1, 32 amp, Gel	\$133ea	E2365
<input type="checkbox"/> 5 amp, Off-board Charger	Standard	

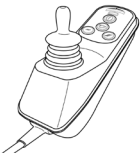


**JOYSTICK MOUNTING OPTIONS**

Description	Price	HCPCS Code
<input type="checkbox"/> Fixed, In-Line - <input type="checkbox"/> Left <input type="checkbox"/> Right	Standard	
<input type="checkbox"/> Swing-away - <input type="checkbox"/> Left <input type="checkbox"/> Right		
<input type="checkbox"/> <input type="checkbox"/> 4" L <input type="checkbox"/> 7" L	\$210	E1028
<input type="checkbox"/> Multi-axis, Fixed - <input type="checkbox"/> Left <input type="checkbox"/> Right	\$100	K0108

**Armrest Mounting Options**

<input type="checkbox"/> Quick Disconnect - <input type="checkbox"/> Left <sup>1</sup> <input type="checkbox"/> Right <sup>1</sup>	No Charge
<input type="checkbox"/> Vertical Adjustment Clamp	\$95
<input type="checkbox"/> Figure 8 style - <i>required w/ waterfall armpads</i>	No Charge

**NON-EXPANDABLE CONTROLS**

Description	Price	HCPCS Code
<b>Non-Expandable Controls</b>		
<input type="checkbox"/> PG VSI 70 amp 	No Charge	
<input type="checkbox"/> PG 6-Key VSI 70 amp 	Standard	
<input type="checkbox"/> PG Programmer 	\$423	

**FOOTNOTES**

1. Not available with waterfall arm pads.
2. Requires multi-axi joystick mount, no charge
3. See Specialty Electronics order form for additional mounting options and secondary controls.
4. Use code E2323 when not used in conjunction with chin control.

**EXPANDABLE CONTROLS**

Description	Price	HCPCS Code
-------------	-------	------------

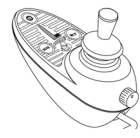
**Expandable Controls**


**All joysticks or enhanced displays must be used in conjunction with a Q-Logic controller and harness**

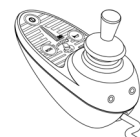
<input type="checkbox"/> PG Controller 	\$695	E2377
<input type="checkbox"/> Harness for Expandable Controller	\$350	E2313

<input type="checkbox"/> 3-Key R emote Plus Joystick, 70 amp	\$700
--	-------

- 1 Profile  Multiple Profile 

<input type="checkbox"/> Remote Plus Joystick, 70 amp w/ speed dial 	\$700
---	-------

<input type="checkbox"/> Remote Plus Joystick, 70 amp w/ toggles 	\$700
--	-------

<input type="checkbox"/> Remote Plus Joystick, 70 amp w/ switch jacks 	\$700
---	-------

<input type="checkbox"/> Microdrive Joystick, 70 amp <sup>2</sup> 	\$700
---	-------

<input type="checkbox"/> Omni Plus <sup>3</sup> 	\$1,721.63
---	------------

**Programmer**

<input type="checkbox"/> PG Programmer 	\$423
--	-------

Description	Price	HCPCS Code
-------------	-------	------------

**Joystick Handle Options**

<input type="checkbox"/> Standard Knob	Standard	
<input type="checkbox"/> Mushroom Handle	\$71	E2323
<input type="checkbox"/> T-Bar	\$107	E2323
<input type="checkbox"/> Chin Cup <sup>4</sup>	\$71	E2324
<input type="checkbox"/> Extended I-Handle	\$71	E2323
<input type="checkbox"/> Soft Ball Handle	\$50	E2323
<input type="checkbox"/> Medium Ball Handle	\$50	E2323
<input type="checkbox"/> 3" Goal Post Handle	\$66	E2323
<input type="checkbox"/> 4" Goal Post Handle	\$66	E2323

**TRU-BALANCE® POWER POSITIONING SYSTEMS**

Description	Price	HCPCS Code
<input type="checkbox"/> TRU-Balance® Power Tilt (55°) <i>55 degree center of gravity (CG) power tilt seating system. 200lbs weight capacity</i>	\$4995	E1002
<input type="checkbox"/> TRU-Balance® Power Recline (168°) <i>Full Drive lock-out at 20 degrees. 200 lbs. weight capacity</i>	\$5595	E1004

**POWER POSITIONING ELECTRONICS**

Description	Price	HCPCS Code
<b>Single Power Electronics</b>		
<input type="checkbox"/> Through Toggle Box, (Tilt Only)	No Charge	
<input type="checkbox"/> Left Mount <input type="checkbox"/> Right Mount		
<input type="checkbox"/> Through VSI 6-Key (Tilt Only)	NC	
<input type="checkbox"/> Through Single Switch 1/8" Jack (Tilt & Remote Plus Only) <sup>1</sup>	\$500	
<input type="checkbox"/> Through PG Remote Plus Controller	\$1175	E2310
<b>Multiple Power Electronics</b>		
<input type="checkbox"/> Through Remote Plus Controller	\$2375	E2311
<input type="checkbox"/> Through 4-way Toggle <sup>2</sup>	\$2375	
<input type="checkbox"/> Left Mount <input type="checkbox"/> Right Mount		
<input type="checkbox"/> Through 4-way Button Toggle <sup>2</sup>	\$2375	
<input type="checkbox"/> Left Mount <input type="checkbox"/> Right Mount		
<input type="checkbox"/> Through Quad Push-button Control Toggle <sup>2</sup>	\$2375	
<input type="checkbox"/> Left Mount <input type="checkbox"/> Right Mount		

**SEATING SPECIFICATIONS**

**Seat Width:**  
 14"  15"  16"  17"  18"  19"  20"  
**Seat Width Package**  
 14" W - 18" W No Charge  
 16" W - 20" W No Charge  
**Seat Depth:**  
 14"  15"  16"  17"  18"  19"  20"  
**Seat Depth Package**  
 14" D - 18" D No Charge  
 16" D - 20" D No Charge  
**Back Cane Height:**<sup>3</sup>  
 14"  15"  16"  17"  18"  19"  20"  21"  22"  23"  24"  25"  
**Back Rest Height:**  
 14"  15"  16"  17"  18"  19"  20"  21"  
*Back heights of 22" and higher requires a 6" lateral extension.  
 Please select if required with other back heights..*  
 22"  23"  24"  25" --**Recline Only**  
 6" Lateral Extensions No Charge

**BACK CANES OPTIONS**

Description	Price
<input type="checkbox"/> Back Canes w/ push handles	Std.
<input type="checkbox"/> Back Canes w/out push handles	\$125
<input type="checkbox"/> Flip Forward <sup>4</sup>	\$150
<input type="checkbox"/> Offset(Meso) <sup>5</sup> (SOF)	\$195
<input type="checkbox"/> Inset (Endo) <sup>5</sup> (SOF)	\$195
<input type="checkbox"/> 2" (1" per side) <input type="checkbox"/> 4" (2" per side)	

**BACK OPTIONS**

Description	Price	HCPCS Code
<input type="checkbox"/> Solid Plate Back-w/ 1.5" thick back cushion	Standard	
<input type="checkbox"/> Synergy® Shape Back Positioning Back	Various	E2613
<i>See Synergy Shape Back order form for detailed pricing, sizes and codes.</i>		E2614
<input type="checkbox"/> TRU-Balance® Reclining Back	Standard	
<input type="checkbox"/> Attendant manual recline <sup>5</sup>	\$750	E1226
180 degrees of recline with 2 1/2" raised pivot point. Controlled through dual gas struts. 300 lb. weight capacity. <b>(For use on TB Tilt Systems only)</b> <i>Only available on systems equipped with TRU-Balance Recline</i>		
<input type="checkbox"/> Solid Curver Back	Various	
<input type="checkbox"/> Omit Back - <b>Cannot omit reclining back</b>	(-\$100)	
<input type="checkbox"/> After market back interface <sup>6</sup>	\$200	
(for use on recline systems only. Brackets for mounting aftermarket backs, back not included) (for use on recline systems only. Brackets for mounting aftermarket backs, back not included)		

(For use on recline systems only. Brackets for mounting aftermarket backs, back not included)  
**Actual Back Cane Height is reflected in measurement**

**TRU-COMFORT™ SEATING**

Description	Price	HCPCS Code
<i>Please refer to TRU-Comfort Cushion and TRU-Comfort Back order forms for detailed pricing, sizes and codes.</i>		
<b>TRU-Comfort™ Back Cushion<sup>7</sup></b>		
<b>Back Width:</b>		
<input type="checkbox"/> 16" W <input type="checkbox"/> 18" W <input type="checkbox"/> 20" W	\$595	E2620
<b>Back Height:</b>		
<input type="checkbox"/> 22" H <input type="checkbox"/> 25" H	No Charge	
<b>Cover:</b>		
<input type="checkbox"/> Standard Allure leather-like cover	No Charge	
<input type="checkbox"/> Plus 4-way stretch material cover	No Charge	
<b>TRU-Comfort™ Seat Cushion General Use</b>		
<i>Includes Allure leather-like cover</i>		
<input type="checkbox"/> 16" x 16" - 20" x 18"	\$380	E2601
<input type="checkbox"/> 20" x 20" - 20" x 20"	\$380	E2601
<b>TRU-Comfort™ Plus Seat Cushion Skin Protection</b>		
<i>Includes 4-way stretch material cover</i>		
<input type="checkbox"/> 16" x 16" - 20" x 18"	\$380	E2603
<input type="checkbox"/> 20" x 20" - 20" x 20"	\$380	E2603

**SYNERGY® CUSHIONS**

Description	Price	HCPCS Code
<input type="checkbox"/> No Cushion Required		
<i>Please refer to Synergy order forms for detailed pricing, sizes and codes.</i>		
<b>Simplicity Cushion General Use</b>		
<input type="checkbox"/> 16" x 16" - 20" x 20"	\$98	E2601
<b>Solution® 1 Cushion Skin Protection</b>		
<input type="checkbox"/> 14" x 14" - 20" x 18"	\$380	E2603
<input type="checkbox"/> 20" x 20" - 20" x 20"	\$430	E2603
<b>Solution® Cushion Skin Protection &amp; Positioning</b>		
<input type="checkbox"/> 10" x 10" - 20" x 18"	\$380	E2607
<input type="checkbox"/> 20" x 20" - 20" x 20"	\$430	E2607
<b>Spectrum® Gel Cushion Positioning</b>		
<input type="checkbox"/> 12" x 10" - 20" x 19"	\$480	E2605
<input type="checkbox"/> 20" x 20" - 20" x 20"	\$530	E2605
<b>Spectrum® Visco Cushion Skin Protection &amp; Positioning</b>		
<input type="checkbox"/> 10" x 10" - 20" x 18"	\$480	E2607
<input type="checkbox"/> 20" x 20" - 20" x 20"	\$530	E2607
<b>Spectrum Air Adjustable Skin Protection</b>		
<input type="checkbox"/> 14 x 12 - 20 x 20	\$480	K0734
<b>Spectrum Air Contour Skin Protection &amp; Positioning</b>		
<input type="checkbox"/> 14 x 12 - 20 x 20	\$499	K0736

**FOOTNOTES**

1. Switch not included.
2. Only available with Q-Logic EX.
3. Height is measured from seat pan to top of cane.
4. N/A w/ TB power recline, Synergy Manual Systems, vent trays, bariatric armpads, occupied transit kit and TRU-Comfort or sling backs. May also interfere w/ lateral supports and water fall armpads. 02 Tank Holder is N/A when flip- down canes are selected w/ any TB Tilt.
5. N/A with TRU-Comfort, Dual Post, Flip-back armrests may interfere with offset armrests . N/A w/ any reclining systems.
6. Please Contact your Quantum Specialist for details. Seat depth may need to be increased in order to accommodate certain back configurations.
7. Back Height is measured from top of 3" cushion on seat.
8. N/A w/ flip-back arms, Shape Back or Plate Back, solid curved back required.

**ARMRESTS <sup>3</sup>**

Description	Price	HCPCS Code
<input type="checkbox"/> Flip-back, Cane Mounted <sup>1</sup>	No Charge	
<input type="checkbox"/> 2-post, Flip-back, Height-adjustable, Removable <sup>1</sup> (9"-13" of height adjustment in 1" increments)	No Charge	
<input type="checkbox"/> Single-post, Height-adjustable, Removable <sup>2</sup>	No Charge	
<input type="checkbox"/> Quad Release Level	No Charge	
<input type="checkbox"/> Removable, Single-post, Height-adjustable, Heavy Duty	No Charge	
<input type="checkbox"/> Reclining, Flip-back <input type="checkbox"/> 8"-9"H <input type="checkbox"/> 10"-11"H		
<input type="checkbox"/> Pediatric, Removable <sup>3,4</sup>	No Charge	
<input type="checkbox"/> Match Shroud Color <input type="checkbox"/> Black	No Charge	
<input type="checkbox"/> Quad Release Lever	No Charge	
<i>(7 3/4" - 9 3/4" height adjustment in 1/2" increments from seat pan to top of armrest)</i>		
<input type="checkbox"/> Cantilever Armrests <sup>5</sup>	SOF	
Angle-Adjustable: - 30° through + 30°		
<b>Left Armrest Pad</b>		<b>Right Armrest Pad</b>
<input type="checkbox"/> Straight, Full Length (2"x14")		<input type="checkbox"/> Straight, Full Length (2"x14")
<input type="checkbox"/> Straight, Desk Length (2"x10")		<input type="checkbox"/> Straight, Desk Length (2"x10")
<input type="checkbox"/> Waterfall, Full Length (2"x14")		<input type="checkbox"/> Waterfall, Full Length (2"x14")
<input type="checkbox"/> Waterfall, Desk Length (2"x10")		<input type="checkbox"/> Waterfall, Desk Length (2"x10")

**MISC. FRONT RIGGING OPTIONS**

<input type="checkbox"/> No Front Riggings	No Charge
<input type="checkbox"/> Base Mounted Foot Platform	Standard

**HIGH MOUNT FOOT PLATFORM**

<input type="checkbox"/> High Mount Foot Platform	\$450	K0108
<input type="checkbox"/> 10"-14" Ext. <sup>6</sup>		
<input type="checkbox"/> 14"-17" Ext. <sup>6</sup>		

**NON-POWERED FRONT RIGGINGS**

Description	Price	HCPCS Code
<input type="checkbox"/> 70° Swing-away Footrest <sup>6</sup>		
<input type="checkbox"/> Standard Extension, 11"-13"	No Charge	
<input type="checkbox"/> Standard Extension, 13"-16.5"	No Charge	
<input type="checkbox"/> Standard Extension, 15.5"-19.5"	No Charge	
<input type="checkbox"/> Angle-Adjustable Extension, 11"-13"	No Charge	
<input type="checkbox"/> Angle-Adjustable Extension, 13"-16.5"	No Charge	
<input type="checkbox"/> Angle-Adjustable Extension, 15.5"-19.5"	No Charge	
<input type="checkbox"/> Multi-Axis Extension, 11"-16.5"	No Charge	
<input type="checkbox"/> Multi-Axis Extension, 15.5"-19.5"	No Charge	
<b>High Mount, Clamp-On Footplate</b>		
<input type="checkbox"/> Angle-Adjustable, Small	\$326	
<input type="checkbox"/> Angle-Adjustable, Large	\$326	
<input type="checkbox"/> Multi-Axis, Small	\$412	
<input type="checkbox"/> Multi-Axis, Large	\$412	
<b>HD Drop-In Footplate<sup>6</sup></b>		
<input type="checkbox"/> 12"-14.5" Extension	\$420	
<input type="checkbox"/> 14.5"-18" Extension	\$420	
<b>Elevating Legrests<sup>6</sup></b>		
<input type="checkbox"/> Standard Extension, 11"-14"	\$325	
<input type="checkbox"/> Standard Extension, 14"-17"	\$325	
<input type="checkbox"/> Angle-Adjustable 12"-14.5" Extension	\$325	E0990
<input type="checkbox"/> Angle-Adjustable 14.5"-18" Extension	\$325	E0990
<input type="checkbox"/> 1 Hole <input type="checkbox"/> 3 Holes <input type="checkbox"/> 6 Holes		
<b>Pediatric Swing-Aways Legrests</b>		
Extension Range 7" - 10"		
<input type="checkbox"/> 4x6 <input type="checkbox"/> 5x6	No Charge	

**FOOTPLATE OPTIONS**

**Footplates**  
For Standard Swing-Away Extensions and Elevating Legrests.  
All sizes are no charge.

<input type="checkbox"/> 7.25" x 6"	<input type="checkbox"/> 8.5" x 6"	
-------------------------------------	------------------------------------	--

**Angle-Adjustable Footplates**

Description	Price	HCPCS Code
For Angle-Adjustable Swing-Away Extensions, HD Drop-Ins & ELRs		
<input type="checkbox"/> Angle-Adjustable Footplates		
<input type="checkbox"/> 4" x 6" <input type="checkbox"/> 5" x 6"	\$150	
<input type="checkbox"/> 5" x 8" <input type="checkbox"/> 6" x 8" <sup>7</sup>	\$150	
<input type="checkbox"/> 6" x 11" <sup>7</sup> <input type="checkbox"/> 8" x 11" <sup>8</sup>	\$150	

Angle-Adjustable footplates are included in price of Heavy-Duty Drop-ins. (not reimbursable)

**Multi-Axis Footplates**  
For Multi-Axis Swing-Away Extensions Footrests

<input type="checkbox"/> 4" x 6" <input type="checkbox"/> 5" x 6"	\$495
<input type="checkbox"/> 5" x 8" <input type="checkbox"/> 6" x 8" <sup>7</sup>	\$495
<input type="checkbox"/> 6" x 11" <sup>7</sup> <input type="checkbox"/> 8" x 11" <sup>8</sup>	\$495

**FRONT RIGGING ACCESSORIES**

Description	Price	HCPCS Code
<input type="checkbox"/> Wheel Bumpers	\$25	
<input type="checkbox"/> Heel Loops (pair) <sup>9</sup>	\$38	E0951
<input type="checkbox"/> Gel Neoprene Footrest Sleeve (pair) <sup>10</sup>	\$65	K0108
<input type="checkbox"/> ELR/ALR Adductor Buttons (pair)	\$100	K0108
<input type="checkbox"/> POSAlinc Knee Adductor for Swing-Away Legrests (pair)	\$464	K0108
<input type="checkbox"/> Residual limb Support-Left	\$300	E1020
<input type="checkbox"/> Residual limb Support-Right	\$300	E1020

**FOOTNOTES**

- Swing-away laterals interfere.
- 11-17 height adj., 3" on top in 1/2" increments
- 7.75"-9.75" height adjustment in .5" increments.
- Not available with full length armrests.
- Height Adjustment 11" - 17" depends on back cane height. N/A w/ manual recline, flip-forward back canes, Cane Clamp Push Bar, Shape Back, Sling back & Specialty Seat Call for details when selecting aftermarket arm troughs or Universal Swivel w/ desk length arms.
- Extensions are measured from top of seat pan to foot plate.
- Only available on seat sizes 20" wide or greater.
- Only available on seat sizes 20" wide or greater
- Standard with angle-adjustable foot plates.
- Available with swing-away foot rests.

**HEADRESTS**

Description	Price	HCPCS Code
<input type="checkbox"/> No Headrest Required		
<b>TRU-Comfort™</b>		
<input type="checkbox"/> 8" Wide Leatherette	\$205	E0955
<input type="checkbox"/> 10" Wide Leatherette	\$205	E0955
<input type="checkbox"/> Removable Headrest Bracket	\$210	E1028
<b>Stealth</b>		
<input type="checkbox"/> Small (9.75"W x 3"H)	\$205	E0955
<input type="checkbox"/> Large (11"W x 6"H)	\$205	E0955
<input type="checkbox"/> Small Comfort Plus (10"W)	\$205	E0955
<input type="checkbox"/> Large Comfort Plus (14"W)	\$205	E0955
<input type="checkbox"/> Removable Headrest Bracket	\$210	E1028
<input type="checkbox"/> Swing-away (Flip-down) Headrest Bracket	\$210	E1028
<i>Interfaces with any headrest that uses 1/2" square down-tube.</i>		
<b>Medical Applications</b>		
<input type="checkbox"/> Small (9.75"W x 3"H)	\$230	E0955
<input type="checkbox"/> Large (11"W x 6"H)	\$230	E0955
<input type="checkbox"/> Removable Headrest Bracket	\$235	E1028
<input type="checkbox"/> Fixed, Offset Mounting Bracket	No Charge	
<input type="checkbox"/> Reclining Headrest (6.5"W x 7"H)	\$205	E0955
<input type="checkbox"/> Removable Bracket for Reclining Headrest	\$210	E1028
<i>For use on recline systems only.</i>		
<b>Aftermarket Bracket</b>		
<input type="checkbox"/> Removable Bracket for Aftermarket Headrest	\$210	E1028

**ACCESSORIES**

Description	Price	HCPCS Code
<input type="checkbox"/> Oxygen Holder <sup>3,4,5</sup>	\$150	E2208
<input type="checkbox"/> Weather Cover, Medium, Black	\$158	
<input type="checkbox"/> Accessory Mounting Bracket	\$50	
<i>(1" adaptor tube for use w/ TB Power Recline)</i>		
<input type="checkbox"/> Cup Holder <sup>5</sup> <input type="checkbox"/> Left <input type="checkbox"/> Right	\$17	
<input type="checkbox"/> 38" Lap Belt	Standard	
<input type="checkbox"/> 50" Lap Belt	Standard	
<input type="checkbox"/> 60" Lap Belt	Standard	
<input type="checkbox"/> 70" Lap Belt	Standard	
<input type="checkbox"/> 80" Lap Belt	Standard	
<input type="checkbox"/> 90" Lap Belt	Standard	

**LOWEST SEAT-TO-FLOOR HEIGHTS<sup>6</sup>**

Description	Lowest Seat-to-Floor
TRU-Balance Tilt	17"
TRU-Balance Recline	16.625"

**POSITIONING COMPONENTS**

Description	Price	HCPCS Code
<b>Stealth</b>		
<input type="checkbox"/> 125° Swing-Away Bracket (pair) <sup>1,2</sup>	\$420	E1028
<i>For use with TRU-Comfort</i>		
<input type="checkbox"/> Swing-Away Flush to 1" Offset, Back Cane Mounted (pair) <sup>2</sup>	\$450	E1028
<input type="checkbox"/> Thoracic Lateral Flat Pad, 3" x 5" (pair)	\$200	E0956
<input type="checkbox"/> Thoracic Lateral Flat Pad, 4" x 6" (pair)	\$200	E0956
<input type="checkbox"/> Thoracic Lateral Curved Pad, 2" x 3" (pair)	\$200	E0956
<input type="checkbox"/> Thoracic Lateral Curved Pad, 3" x 5" (pair)	\$200	E0956
<input type="checkbox"/> Thoracic Lateral Curved Pad, 4" x 6" (pair)	\$200	E0956
<input type="checkbox"/> Removable Lateral Pelvic / Thigh Bracket (ea)	\$187	E1028
<input type="checkbox"/> Flip-down Lateral Pelvic / Thigh Bracket (ea)	\$210	E1028
<input type="checkbox"/> Short Lateral Pelvic / Thigh Pad, 4" x 4" (ea)	\$90	E0956
<input type="checkbox"/> Medium Lateral Pelvic / Thigh Pad, 4" x 8" (ea)	\$90	E0956
<input type="checkbox"/> Long Lateral Pelvic / Thigh Pad, 4" x 12" (ea)	\$90	E0956

**FOOTNOTES**

- Available with TRU-Comfort.
- Swing-away laterals interfere with flip-back armrest.
- N/A on reclining seats.
- Includes mounting bracket and hardware.
- TRU-Balance Tilt with TRU-Comfort & O2 holder is custom.
- All measurements +/- 1/8" with 18" x 18" seat, fixed towers, 300 lbs. weight capacity and solid tires (add 3/8" with pneumatic tires). Increased widths may increase seat-to-floor height. Contact customer service for details. Listed measurements are in the lowest position. It does not include elevating systems.

**VENT TRAY**

Description	Price	HCPCS Code
-------------	-------	------------

<input type="checkbox"/> Compact Vent Tray	\$1,395	
--	---------	--

*The addition of a compact vent tray may increase the length & weight of your power chair.*

**Mounts:**

- Flush\*\*    3" Offset\*    6" Offset

\* N/A w/ flip-back cane mounted arms.

\*\* N/A w/ power positioning systems.

Bracket selection is is not required with TB Recline, Tilt & Recline & TRU-Comfort, the bracket is preselected.

Depending on the COG, the 6" offset bracket used with the Synergy Seat or TB Tilt may increase the power chairs overall length by a minimum of 5". TRU-Comfort may increase the length by 6.5" (The bracket is pre-selected). TB Recline or TB Tilt & Recline may increase the length by 5.5" (The bracket is pre-selected).

-Can accomodate Pulmonetics LTV-style ventilators.

-Max Dim. 3.25" H x 10.5" W x 13.5" / 20 lbs.

- If a Compact Vent Tray is selected, 1 of 3 mounting brackets must also be chosen when used in conjunction with a TB Tilt seating system.
- 3" offset brackets or 6" offset brackets must be selected when used with an electronics box.
- N/A w/ an occupied transit kit.
- N/A w/ Shape Back or Sling Back.
- Must choose a back cane height of 22" or higher when a TRU-Balance Tilt or Lift & Tilt is chosen.
- Must choose a back cane height of 24" or higher when a TRU-Balance HD Tilt is chosen.
- N/A w/ rear mount accessories
- N/A on power positioning systems under 14" wide w/ flip-up armrests.
- N/A on Synergy manual recline, manual tilt, or flip-down back canes.
- Compact Vent is available in most configurations for 10"-24"W.

Notes

