

MOVING FORWARD

### Quantum® 1103 Ultra Series

Group 2 Static Seating

Order Form

300 lbs. weight capacity



Account Number: \_\_\_\_\_

Provider Name: \_\_\_\_\_

Contact: \_\_\_\_\_

Phone: \_\_\_\_\_

Fax: \_\_\_\_\_

Date: \_\_\_\_\_

PO#: \_\_\_\_\_

Marked For: \_\_\_\_\_

Ship To: \_\_\_\_\_

Address: \_\_\_\_\_

City: \_\_\_\_\_ State: \_\_\_\_\_ Zip: \_\_\_\_\_

Discount: \_\_\_\_\_

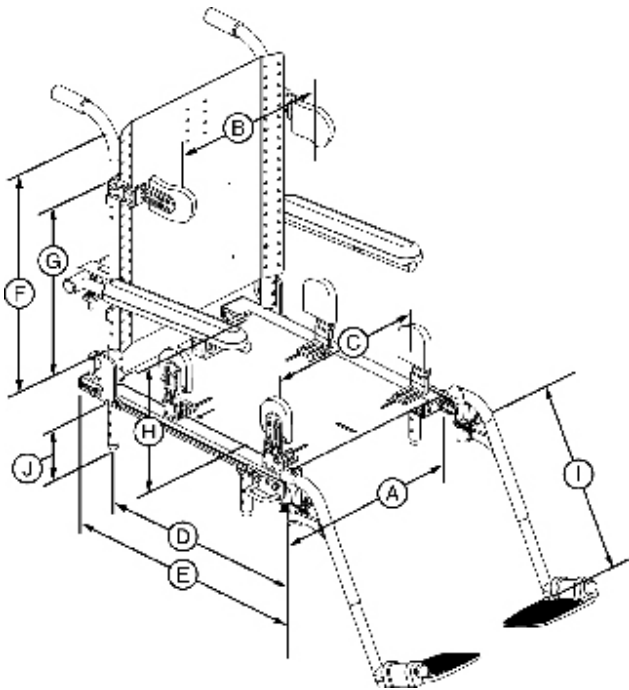
Terms: \_\_\_\_\_

Freight: \_\_\_\_\_

Taken By: \_\_\_\_\_

#### SPECIFIED DIMENSIONS\*

Please supply patient information for optimal setup prior to shipping.



Client Height: \_\_\_\_\_

Client Weight: \_\_\_\_\_

A. Seat Width: \_\_\_\_\_

B. Lateral Offset: \_\_\_\_\_

C. Hip/Thigh Lateral Offset: \_\_\_\_\_

D. Center of Gravity: *Optimized based on seat dimensions*

E. Seat Depth: \_\_\_\_\_

F. Back Height from Pan: \_\_\_\_\_

G. Lateral Height from Pan: \_\_\_\_\_

H. Armrest Height from Pan: \_\_\_\_\_

I. Rigging Length (whole numbers only): \_\_\_\_\_

J. Seat to Floor Height: Low Middle Tall

Clinician Notes: \_\_\_\_\_

\_\_\_\_\_

\_\_\_\_\_

\_\_\_\_\_

\_\_\_\_\_

\* While every effort will be taken to ensure items will be preset to your specifications prior to shipping, variations in options may effect final settings.

DME providers are responsible for determining appropriate billing codes when submitting for insurance reimbursement. HCPCS codes should not be considered as legal advice. All prices are MSRP.

**BASE MODEL**

Description	Price	HCPCS Code
<input type="checkbox"/> Quantum 1103 Ultra 2SP-C <i>A SP-C describes a base w/ an alternative drive device with a captain's seat</i>	\$6,201	K0836

**COLORS**

<input type="checkbox"/> Champagne	No Charge	
<input type="checkbox"/> Candy Apple Red	No Charge	
<input type="checkbox"/> Viper Blue	No Charge	
<input type="checkbox"/> Onyx Black	No Charge	
<input type="checkbox"/> Sunburst Orange	No Charge	

**DRIVE WHEELS**

Description	Price
<input type="checkbox"/> 10" Pneumatic (pair)	No Charge
<input type="checkbox"/> 10" Solid (pair)	\$213




**BATTERY OPTIONS**

Description	Price	HCPCS Code
<input type="checkbox"/> U-1, 32 amp, Gel	\$133ea	E2365
<input type="checkbox"/> 5 amp, Off-board Charger	Standard	

**JOYSTICK MOUNTING OPTIONS**

Description	Price	HCPCS Code
<input type="checkbox"/> Fixed, In-Line - <input type="checkbox"/> Left <input type="checkbox"/> Right	Standard	
<input type="checkbox"/> Swing-away - <input type="checkbox"/> Left <input type="checkbox"/> Right		
<input type="checkbox"/> 4" L <input type="checkbox"/> 7" L	\$210	E1028
<input type="checkbox"/> Multi-axis, Fixed - <input type="checkbox"/> Left <input type="checkbox"/> Right	\$100	K0108
<b>Armrest Mounting Options</b>		
<input type="checkbox"/> Quick Disconnect - <input type="checkbox"/> Left <sup>1</sup> <input type="checkbox"/> Right <sup>1</sup>	No Charge	
<input type="checkbox"/> Vertical Adjustment Clamp	\$95	K0108
<input type="checkbox"/> Figure 8 style -required w/ waterfall arm pads	No Charge	

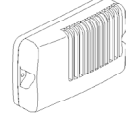


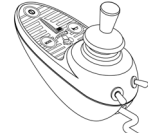




**NON-EXPANDABLE CONTROLS**

Description	Price	HCPCS Code
<b>Non-Expandable Controls</b>		
<input type="checkbox"/> PG VSI 70 amp	No Charge	
		
<input type="checkbox"/> PG 6-Key VSI 70 amp	\$200	
		
<input type="checkbox"/> PG Programmer	\$423	
		

**FOOTNOTES**

- Not available with waterfall arm pads.
- See Specialty Electronics order form for additional mounting options and secondary controls.
- Requires multi-axis joystick mount; No charge.
- Use code E2323 when not used in conjunction with chin control.

**EXPANDABLE CONTROLS**

Description	Price	HCPCS Code
<b>Expandable Controls</b>		
<b>All joysticks or enhanced displays must be used in conjunction with a Q-Logic controller and harness</b>		
<input type="checkbox"/> PG Controller	\$695	E2377
<input type="checkbox"/> Harness for Expandable Controller	\$350	E2313
		
<input type="checkbox"/> 3-Key Remote Plus Joystick, 70 amp	\$700	
<input type="checkbox"/> 1 Profile <input type="checkbox"/> Multiple Profile		
		
<input type="checkbox"/> Remote Plus Joystick, 70 amp w/ speed dial	\$700	
		
<input type="checkbox"/> Remote Plus Joystick, 70 amp w/ toggles	\$700	
		
<input type="checkbox"/> Remote Plus Joystick, 70 amp w/ switch jacks	\$700	
		
<input type="checkbox"/> Microdrive Joystick, 70 amp <sup>3</sup>	\$700	
		
<input type="checkbox"/> Omni Plus <sup>2</sup>	\$1,721.63	
		
<b>Programmer</b>		
<input type="checkbox"/> PG Programmer	\$423	
		

Description	Price	HCPCS Code
<b>Joystick Handle Options</b>		
<input type="checkbox"/> Standard Knob	Standard	
<input type="checkbox"/> Mushroom Handle	\$71	E2323
<input type="checkbox"/> T-Bar	\$107	E2323
<input type="checkbox"/> Chin Cup <sup>4</sup>	\$71	E2324
<input type="checkbox"/> Extended I-Handle	\$71	E2323
<input type="checkbox"/> Soft Ball Handle	\$50	E2323
<input type="checkbox"/> Medium Ball Handle	\$50	E2323
<input type="checkbox"/> 3" Goal Post Handle	\$66	E2323
<input type="checkbox"/> 4" Goal Post Handle	\$66	E2323

## CONTOURED SEATING

Description	Price	HCPCS Code
<input type="checkbox"/> Med-Back	No Charge	
<input type="checkbox"/> Med-Back with Solid Seat Pan <sup>1</sup>	No Charge	
<input type="checkbox"/> Brown Vinyl <input type="checkbox"/> Beige Vinyl <input type="checkbox"/> Gray Vinyl		
<input type="checkbox"/> Black Vinyl <input type="checkbox"/> Gray Fabric <input type="checkbox"/> Brown Fabric		
<b>Seat Width:</b> <input type="checkbox"/> 16" NC <input type="checkbox"/> 18" Std. <b>Seat Depth:</b> <input type="checkbox"/> 16" NC <input type="checkbox"/> 18" Std.		
<input type="checkbox"/> Limited Recline High-Back with Headrest	No Charge	
<input type="checkbox"/> High-Back with Solid Seat Pan <sup>1</sup>	No Charge	
<input type="checkbox"/> Black Vinyl <input type="checkbox"/> Gray Vinyl <input type="checkbox"/> Beige Vinyl <input type="checkbox"/> Gray Fabric <input type="checkbox"/> Brown Fabric		
<b>Seat Width:</b> <input type="checkbox"/> 16" <input type="checkbox"/> 18" <input type="checkbox"/> 20"		
<b>Seat Depth:</b> <input type="checkbox"/> 16" <input type="checkbox"/> 18" <input type="checkbox"/> 20"		
<b>Armrests</b>		
<input type="checkbox"/> Flip-up, removable	Std.	
<input type="checkbox"/> Flip-up, height-adjustable, removable <sup>2</sup>	\$170	E0973
<b>Arm pads</b>		
<input type="checkbox"/> Desk Length, 10" <input type="checkbox"/> Left   NC <input type="checkbox"/> Right   NC		
<input type="checkbox"/> Full Length, 14" <input type="checkbox"/> Left   Std. <input type="checkbox"/> Right   Std		

## POWER ELEVATING SEAT

<input type="checkbox"/> Power Elevating Seat		
N/A w/ manual recliner or power positioning systems, includes 1/4 speed inhibit & raises STF		
<input type="checkbox"/> Through 6 Key VSI	\$975	
<input type="checkbox"/> Manual Recliner High-Back with Headrest	\$600	E1226
<input type="checkbox"/> Manual Recliner High-Back with Headrest & Solid Seat Pan <sup>1</sup>	\$600	E1226
<input type="checkbox"/> Gray Vinyl <input type="checkbox"/> Beige Vinyl		
<b>Seat Width:</b> <input type="checkbox"/> 16" NC <input type="checkbox"/> 18" Std. <b>Seat Depth:</b> <input type="checkbox"/> 16" NC <input type="checkbox"/> 18" Std		

## SPECIALTY SEATING

Description	Price	HCPCS
<input type="checkbox"/> Specialty Seat Kit	No Charge	
<b>Seat Width:</b> <input type="checkbox"/> 16" <input type="checkbox"/> 18" <input type="checkbox"/> 20" <b>Seat Depth:</b> <input type="checkbox"/> 16" <input type="checkbox"/> 17" <input type="checkbox"/> 18" <input type="checkbox"/> 19" <input type="checkbox"/> 20"		
<b>Back Cane Height:</b> <input type="checkbox"/> 18" <input type="checkbox"/> 19" <input type="checkbox"/> 20" <input type="checkbox"/> 21" <input type="checkbox"/> 22" <input type="checkbox"/> 23" <input type="checkbox"/> 24" <input type="checkbox"/> 25"		
<b>Back Rest Height:</b> <input type="checkbox"/> 18" <input type="checkbox"/> 19" <input type="checkbox"/> 20" <input type="checkbox"/> 21" <input type="checkbox"/> 22" <input type="checkbox"/> 23" <input type="checkbox"/> 24" <input type="checkbox"/> 25"		
<b>Armrests for Specialty Seat</b>		
<input type="checkbox"/> 2-Post, fixed flip-back <sup>3,4</sup>	Std.	
<input type="checkbox"/> Flip-back, cane mounted <sup>3,4</sup>	\$95ea	
<input type="checkbox"/> Removable, adjustable, quick height <sup>5</sup>	\$275ea	E0973
<input type="checkbox"/> Removable, single-post, fixed height adjustable, heavy duty	\$150ea	E0973
<input type="checkbox"/> 8"-12" Adjustment <input type="checkbox"/> 10"-14" Adjustment		
<b>Arm pads</b>		
<input type="checkbox"/> Desk Length, 10" <input type="checkbox"/> Left   NC <input type="checkbox"/> Right   NC		
<input type="checkbox"/> Full Length, 14" <input type="checkbox"/> Left   Std. <input type="checkbox"/> Right   Std		

## SYNERGY® SEATING SYSTEMS

Description	Price	HCPCS Code
<input type="checkbox"/> Synergy Seating Frame	\$434	
<input type="checkbox"/> Std. Stem Mount	No Charge	
<input type="checkbox"/> 2" Extended Vertical Stem Mounts	No Charge	
<i>(Cannot achieve lowest Seat to Floor Height)</i>		
<input type="checkbox"/> Synergy Manual Recline Package <sup>6,7,8</sup>	\$700	E1226
<input type="checkbox"/> Synergy Manual Tilt Package <sup>8,9</sup>	\$550	K0108
<i>(Max Dimensions 14"W x 14"D &amp; Maximum weight capacity 75 lbs.)</i>		
<b>Seat Width:</b>		
<input type="checkbox"/> 10" <input type="checkbox"/> 11" <input type="checkbox"/> 12" <input type="checkbox"/> 13" <input type="checkbox"/> 14" <input type="checkbox"/> 15" <input type="checkbox"/> 16" <input type="checkbox"/> 17"		
<input type="checkbox"/> 18" <input type="checkbox"/> 19" <input type="checkbox"/> 20"		
<b>Seat Width Package</b>		
<input type="checkbox"/> 10" W - 14" W <input type="checkbox"/> 14" W - 18" W	No Charge	
<input type="checkbox"/> 16" W - 20" W		
<b>Seat Depth:</b>		
<input type="checkbox"/> 10" <input type="checkbox"/> 11" <input type="checkbox"/> 12" <input type="checkbox"/> 13" <input type="checkbox"/> 14" <input type="checkbox"/> 15" <input type="checkbox"/> 16" <input type="checkbox"/> 17"		
<input type="checkbox"/> 18" <input type="checkbox"/> 19" <input type="checkbox"/> 20"		
<b>Seat Depth Package</b>		
<input type="checkbox"/> 10" D - 14" D <input type="checkbox"/> 14" D - 18" D	No Charge	
<input type="checkbox"/> 16" D - 20" D		
<input type="checkbox"/> 14" <input type="checkbox"/> 15" <input type="checkbox"/> 16" <input type="checkbox"/> 17" <input type="checkbox"/> 18" <input type="checkbox"/> 19" <input type="checkbox"/> 20"		
<b>Back Rest Height:</b>		
<input type="checkbox"/> 18" <input type="checkbox"/> 19" <input type="checkbox"/> 20" <input type="checkbox"/> 21" <input type="checkbox"/> 22" <input type="checkbox"/> 23" <input type="checkbox"/> 24" <input type="checkbox"/> 25"		

## BACK CANES OPTIONS

Description	Price
<input type="checkbox"/> Back Canes w/ push handles	Std.
<input type="checkbox"/> Back Canes w/out push handles	\$125
<input type="checkbox"/> Flip Forward <sup>10</sup>	\$150
<input type="checkbox"/> Offset(Meso) <sup>11</sup> (SOF)	\$195
<input type="checkbox"/> Inset (Endo) <sup>11</sup> (SOF)	\$195
<input type="checkbox"/> 2" (1" per side) <input type="checkbox"/> 4" (2" per side)	

Actual Back Cane Height is reflected in measurement

## BACK OPTIONS

Description	Price	HCPCS Code
<input type="checkbox"/> Solid Plate Back -w/ 1.5" thick back cushion	\$275.00	
<input type="checkbox"/> Synergy® Shape Back Positioning Back	Various	E2613
<i>See Synergy Shape Back order form for detailed pricing, sizes and codes.</i>		
<input type="checkbox"/> Solid Curved Back -to be used with Synergy Manual Recline	Various	E2614
<i>See Positioning Components order form for detailed pricing, sizes and codes</i>		
<input type="checkbox"/> Sling Back	\$98.00	
<input type="checkbox"/> Omit Back	(\$100)	

## TRU-COMFORT™ SEATING

Description	Price	HCPCS Code
<i>Please refer to TRU-Comfort Cushion and TRU-Comfort Back order forms for detailed pricing, sizes and codes.</i>		
<b>TRU-Comfort™ Back Cushion<sup>12</sup></b>		
<b>Back Width:</b>		
<input type="checkbox"/> 16" W <input type="checkbox"/> 18" W <input type="checkbox"/> 20" W	\$595	E2620
<b>Back Height:</b>		
<input type="checkbox"/> 22" H <input type="checkbox"/> 25" H	No Charge	
<b>Cover:</b>		
<input type="checkbox"/> Standard Allure leather-like cover	No Charge	
<input type="checkbox"/> Plus 4-way stretch material cover	No Charge	
<b>TRU-Comfort™ Seat Cushion General Use</b>		
<i>Includes Allure leather-like cover</i>		
<input type="checkbox"/> 16" x 16" - 20" x 18"	\$380	E2601
<input type="checkbox"/> 20" x 20"	\$380	E2601
<b>TRU-Comfort™ Plus Seat Cushion Skin Protection</b>		
<i>Includes 4-way stretch material cover</i>		
<input type="checkbox"/> 16" x 16" - 20" x 18"	\$380	E2603
<input type="checkbox"/> 20" x 20"	\$380	E2603

## SYNERGY® CUSHIONS

Description	Price	HCPCS Code
<input type="checkbox"/> No Cushion Required		
<i>Please refer to Synergy order forms for detailed pricing, sizes and codes.</i>		
<b>Simplicity Cushion General Use</b>		
<input type="checkbox"/> 16" x 16" - 20" x 20"	\$98	E2601
<b>Solution® 1 Cushion Skin Protection</b>		
<input type="checkbox"/> 14" x 14" - 20" x 18"	\$380	E2603
<input type="checkbox"/> 20" x 20" - 20" x 20"	\$430	E2603
<b>Solution® Cushion Skin Protection &amp; Positioning</b>		
<input type="checkbox"/> 10" x 10" - 20" x 18"	\$380	E2607
<input type="checkbox"/> 20" x 20" - 20" x 20"	\$430	E2607
<b>Spectrum® Gel Cushion Positioning</b>		
<input type="checkbox"/> 12" x 10" - 20" x 18"	\$480	E2605
<input type="checkbox"/> 20" x 20" - 20" x 20"	\$530	E2605
<b>Spectrum® Visco Cushion Skin Protection &amp; Positioning</b>		
<input type="checkbox"/> 10" x 10" - 20" x 18"	\$480	E2607
<input type="checkbox"/> 20" x 20" - 20" x 20"	\$530	E2607
<b>Spectrum Air</b>		
<input type="checkbox"/> 14 x 12 - 20 x 20	\$480	K0734
<b>Spectrum Air Contour</b>		
<input type="checkbox"/> 14 x 12 - 20 x 20	\$499	K0736

## FOOTNOTES

- Includes black vinyl seat pan, back available in all listed colors.
- N/A w/ manual recliner.
- Call for configuration w/ Shape Back.
- S/A laterals interfere w/ flip back arms.
- 11"-17" of height adj, 3" on top in 1/2" increments & 3" on bottom in 1" increments
- Solid plate back N/A, Solid curved back required.
- Solid back not included.
- Includes removable, adjustable, quick-height armrests.
- Manual Tilt w/ Shape back & oxygen tank holder requires the use of a pushbar.
- N/A w/ TB power recline, Synergy Manual Systems, vent trays, bariatric arm pads, occupied transit kit and TRU-Comfort or sling backs. May also interfere w/ lateral supports and waterfall arm pads.
- N/A with TRU-Comfort, Dual Post, Flip-back armrests may interfere with offset armrests . N/A w/ any reclining systems.
- Back height is measured from the top of a 3" cushion on the seat.

**ARMRESTS**

Description	Price	HCPCS Code
<input type="checkbox"/> Flip-back, Cane Mounted <sup>1</sup>	No Charge	
<input type="checkbox"/> 2-post, Flip-back, Height-adjustable, Removable <sup>1</sup> (9"-13" of height adjustment in 1" increments)	\$150ea	E0973
<input type="checkbox"/> Single-post, Height-adjustable, Removable <sup>2</sup>	\$75ea	E0973
<input type="checkbox"/> Quad Release Level	No Charge	
<input type="checkbox"/> Removable, Single-post, Height-adjustable, Heavy Duty	\$75ea	E0973
<input type="checkbox"/> Pediatric, Removable <sup>3,4</sup>	\$75ea	E0973
<input type="checkbox"/> Match Shroud Color	No Charge	
<input type="checkbox"/> Quad Release Lever	No Charge	
<i>(7 3/4" - 9 3/4" height adjustment in 1/2" increments from seat pan to top of armrest)</i>		
<input type="checkbox"/> Cantilever Armrests	SOF	
Angle-Adjustable: - 30° through + 30°		
Height Adjustment 11" - 17" depends on back cane height. N/A w/ manual recline, flip-forward back canes, Cane Clamp Push Bar, Shape Back, Sling back & Specialty Seat Call for details when selecting aftermarket arm troughs or Universal Swivel w/ desk length arms.		

Left Armrest Pad	Right Armrest Pad
<input type="checkbox"/> Straight, Full Length (2"x14")	<input type="checkbox"/> Straight, Full Length (2"x14")
<input type="checkbox"/> Straight, Desk Length (2"x10")	<input type="checkbox"/> Straight, Desk Length (2"x10")
<input type="checkbox"/> Waterfall, Full Length (2"x14")	<input type="checkbox"/> Waterfall, Full Length (2"x14")
<input type="checkbox"/> Waterfall, Desk Length (2"x10")	<input type="checkbox"/> Waterfall, Desk Length (2"x10")

**MISC. FRONT RIGGING OPTIONS**

<input type="checkbox"/> No Front Riggings	No Charge
<input type="checkbox"/> Base Mounted Foot Platform	Standard

**HIGH MOUNT FOOT PLATFORM**

<input type="checkbox"/> High Mount Foot Platform	\$450	K0108
<input type="checkbox"/> 10"-14" Ext. <sup>4</sup>		
<input type="checkbox"/> 14"-17" Ext. <sup>4</sup>		

**NON-POWERED FRONT RIGGINGS**

Description	Price	HCPCS Code
<input type="checkbox"/> 70° Swing-away Footrest <sup>4</sup>		
<input type="checkbox"/> Standard Extension, 11"-13"	\$162	
<input type="checkbox"/> Standard Extension, 13"-16.5"	\$162	
<input type="checkbox"/> Standard Extension, 15.5"-19.5"	\$162	
<input type="checkbox"/> Angle-Adjustable Extension, 11"-13"	\$162	
<input type="checkbox"/> Angle-Adjustable Extension, 13"-16.5"	\$162	
<input type="checkbox"/> Angle-Adjustable Extension, 15.5"-19.5"	\$162	
<input type="checkbox"/> Multi-Axis Extension, 11"-16.5"	\$162	
<input type="checkbox"/> Multi-Axis Extension, 15.5"-19.5"	\$162	
<b>High Mount, Clamp-On Footplate</b>		
<input type="checkbox"/> Angle-Adjustable, Small	\$326	
<input type="checkbox"/> Angle-Adjustable, Large	\$326	
<input type="checkbox"/> Multi-Axis, Small	\$412	
<input type="checkbox"/> Multi-Axis, Large	\$412	
<b>HD Drop-In Footplate<sup>4,5</sup></b>		
<input type="checkbox"/> 12"-14.5" Extension	\$420	
<input type="checkbox"/> 14.5"-18" Extension	\$420	
<b>Elevating Legrests<sup>4</sup></b>		
<input type="checkbox"/> Standard Extension, 11"-14"	\$325	
<input type="checkbox"/> Standard Extension, 14"-17"	\$325	
<input type="checkbox"/> Angle-Adjustable 12"-14.5" Extension	\$325	E0990
<input type="checkbox"/> Angle-Adjustable 14.5"-18" Extension	\$325	E0990
<input type="checkbox"/> 1 Hole		
<input type="checkbox"/> 3 Holes		
<input type="checkbox"/> 6 Holes		
<b>Pediatric Swing-Aways Legrests</b>		
Extension Range 7" - 10"		
<input type="checkbox"/> 4x6		
<input type="checkbox"/> 5x6	\$162	

**FOOTPLATE OPTIONS**

**Footplates**

For Standard Swing-Away Extensions and Elevating Legrests.

<input type="checkbox"/> 7.25" x 6"	<input type="checkbox"/> 8.5" x 6"
-------------------------------------	------------------------------------

**Angle-Adjustable Footplates**

For Angle-Adjustable Swing-Away Extensions, HD Drop-Ins & ELRs

Description	Price	HCPCS Code
<input type="checkbox"/> Angle-Adjustable Footplates		
<input type="checkbox"/> 4" x 6"	\$150	
<input type="checkbox"/> 5" x 8"	\$150	
<input type="checkbox"/> 6" x 11"	\$150	
<input type="checkbox"/> 5" x 6"	\$150	
<input type="checkbox"/> 6" x 8" <sup>7</sup>	\$150	
<input type="checkbox"/> 8" x 11" <sup>8</sup>	\$150	

Angle-Adjustable footplates are included in price of Heavy-Duty Drop-ins. (not reimbursable)

**Multi-Axis Footplates**

For Multi-Axis Swing-Away Extensions Footrests

<input type="checkbox"/> 4" x 6"	<input type="checkbox"/> 5" x 6"	\$495
<input type="checkbox"/> 5" x 8"	<input type="checkbox"/> 6" x 8" <sup>7</sup>	\$495
<input type="checkbox"/> 6" x 11" <sup>7</sup>	<input type="checkbox"/> 8" x 11" <sup>8</sup>	\$495

**FRONT RIGGING ACCESSORIES**

Description	Price	HCPCS Code
<input type="checkbox"/> Wheel Bumpers	\$25	
<input type="checkbox"/> Heel Loops (pair) <sup>9</sup>	\$38	E0951
<input type="checkbox"/> Gel Neoprene Footrest Sleeve (pair) <sup>10</sup>	\$65	K0108
<input type="checkbox"/> ELR/ALR Adductor Buttons (pair)	\$100	K0108
<input type="checkbox"/> POSAlinc Knee Adductor for Swing-Away Legrests (pair)	\$464	K0108
<input type="checkbox"/> Residual limb Support-Left	\$300	E1020
<input type="checkbox"/> Residual limb Support-Right	\$300	E1020

**FOOTNOTES**

- Swing-away laterals interfere.
- 11"-17" height adjustable, 3" on top with 1/2" increments.
- 7.75" - 9.75" height adjustment in .5" increments.
- Desk length armrests w/ an accessory limit the accessibility to the height adj. lever.
- Standard with angle-adjustable footplates & heel loops.
- Only available on ELRs.
- Only available on seat sizes 18" or wider.
- Only available on seat sizes 20" or wider.
- Standard with angle-adjustable foot plates.
- Available with swing-away foot rests.

**HEADRESTS**

Description	Price	HCPCS Code
<input type="checkbox"/> No Headrest Required		
<b>TRU-Comfort™</b>		
<input type="checkbox"/> 8" Wide Leatherette	\$205	E0955
<input type="checkbox"/> 10" Wide Leatherette	\$205	E0955
<input type="checkbox"/> Removable Headrest Bracket	\$210	E1028
<b>Stealth</b>		
<input type="checkbox"/> Small (9.75"W x 3"H)	\$205	E0955
<input type="checkbox"/> Large (11"W x 6"H)	\$205	E0955
<input type="checkbox"/> Small Comfort Plus (10"W)	\$205	E0955
<input type="checkbox"/> Large Comfort Plus (14"W)	\$205	E0955
<input type="checkbox"/> Removable Headrest Bracket	\$210	E1028
<input type="checkbox"/> Swing-away (Flip-down) Headrest Bracket <sup>4</sup>	\$210	E1028
<i>Interfaces with any headrest that uses 1/2" square down-tube.</i>		
<b>Medical Applications</b>		
<input type="checkbox"/> Small (9.75"W x 3"H)	\$230	E0955
<input type="checkbox"/> Large (11"W x 6"H)	\$230	E0955
<input type="checkbox"/> Removable Headrest Bracket	\$235	E1028
<input type="checkbox"/> Fixed, Offset Mounting Bracket	No Charge	
<b>Aftermarket Bracket</b>		
<input type="checkbox"/> Removable Bracket for Aftermarket Headrest	\$210	E1028

**POSITIONING COMPONENTS**

Description	Price	HCPCS Code
<b>Stealth</b>		
<input type="checkbox"/> 125° Swing-Away Bracket (pair) <sup>1,2</sup>	\$420	E1028
<i>For use with TRU-Comfort &amp; Specialty Seating.</i>		
<input type="checkbox"/> Swing-Away Flush to 1" Offset, Back Cane Mounted (pair) <sup>2</sup>	\$450	E1028
<input type="checkbox"/> Thoracic Lateral Flat Pad, 3" x 5" (pair)	\$200	E0956
<input type="checkbox"/> Thoracic Lateral Flat Pad, 4" x 6" (pair)	\$200	E0956
<input type="checkbox"/> Thoracic Lateral Curved Pad, 2" x 3" (pair)	\$200	E0956
<input type="checkbox"/> Thoracic Lateral Curved Pad, 3" x 5" (pair)	\$200	E0956
<input type="checkbox"/> Thoracic Lateral Curved Pad, 4" x 6" (pair)	\$200	E0956
<input type="checkbox"/> Removable Lateral Pelvic / Thigh Bracket (ea)	\$187	E1028
<input type="checkbox"/> Flip-down Lateral Pelvic / Thigh Bracket (ea)	\$210	E1028
<input type="checkbox"/> Short Lateral Pelvic / Thigh Pad, 4" x 4" (ea)	\$90	E0956
<input type="checkbox"/> Medium Lateral Pelvic / Thigh Pad, 4" x 8" (ea)	\$90	E0956
<input type="checkbox"/> Long Lateral Pelvic / Thigh Pad, 4" x 12" (ea)	\$90	E0956

**ACCESSORIES**

Description	Price	HCPCS Code
<input type="checkbox"/> Rear Basket <sup>3,4,5</sup>	\$103	
<input type="checkbox"/> Cane/Crutch Holder <sup>3,4,5</sup>	\$98	E2207
<input type="checkbox"/> Oxygen Holder <sup>3,4,5,6</sup>	\$103	E2208
<input type="checkbox"/> Oxygen Holder for Synergy Seat <sup>3,4,5,6</sup>	\$150	E2208
<input type="checkbox"/> Accessory Mounting Bracket	\$50	
<input type="checkbox"/> Walker Holder <sup>3,4,5</sup>	\$92	K0108
<input type="checkbox"/> Flag Holder	\$17	
<input type="checkbox"/> Stroller handle	\$85	
(Synergy Manual Tilt only)		
<input type="checkbox"/> Weather Cover, Medium, Black	\$158	
<input type="checkbox"/> Cup Holder, Left	\$17	
<input type="checkbox"/> Cup Holder, Right	\$17	
<input type="checkbox"/> 38" Lap Belt <sup>5</sup>	No Charge	
<input type="checkbox"/> 50" Lap Belt <sup>5</sup>	No Charge	
<input type="checkbox"/> 60" Lap Belt	No Charge	
<input type="checkbox"/> 70" Lap Belt	No Charge	
<input type="checkbox"/> 80" Lap Belt	No Charge	
<input type="checkbox"/> 90" Lap Belt	No Charge	

**LOWEST SEAT-TO-FLOOR HEIGHTS<sup>7</sup>**

Description	Lowest Seat-to-Floor
Contoured Seating	21"
Specialty Seat	16.75"
Synergy Seat	16.625"

**FOOTNOTES**

1. Available with TRU-Comfort.
2. S/A laterals interfere w/ flip-back arms.
3. Includes mounting bracket and hardware.
4. N/A on reclining seats.
5. N/A on manual recline high-back.
6. Manual Tilt w/ Shape Back and oxygen holder require the use of a pushbar.
7. All measurements +/- 1/8" with 18" x 18" seat, fixed towers, 300 lbs. weight capacity and solid tires (add 3/8" with pneumatic tires). Increased widths may increase seat-to-floor height. Contact customer service for details. Listed measurements are in the lowest position. It does not include elevating systems.