

**Quantum® Q6 Edge with  
Static Contoured Seating ODJFS Only  
Group 3**



**QUANTUM REHAB®**

**Pride Mobility Products Corporation®**  
182 Susquehanna Ave., Exeter, PA 18643  
Phone: (866)800-2002 • Fax: (866) 707-3422  
Email: quantumorders@pridemobility.com

Discount: \_\_\_\_\_  
Terms: \_\_\_\_\_  
Freight: \_\_\_\_\_  
Taken By: \_\_\_\_\_

Account Number: \_\_\_\_\_  
Provider Name: \_\_\_\_\_  
Contact: \_\_\_\_\_  
Phone: \_\_\_\_\_ Fax: \_\_\_\_\_  
Email: \_\_\_\_\_  
Date: \_\_\_\_\_  
PO#: \_\_\_\_\_  
Marked For: \_\_\_\_\_  
Ship to Address: \_\_\_\_\_  
City: \_\_\_\_\_ State: \_\_\_\_\_ Zip: \_\_\_\_\_

**Note Section**

**For Quantum Use:**

**For Provider Use:**

\_\_\_\_\_  
\_\_\_\_\_  
\_\_\_\_\_  
\_\_\_\_\_  
\_\_\_\_\_  
\_\_\_\_\_  
\_\_\_\_\_  
\_\_\_\_\_  
\_\_\_\_\_  
\_\_\_\_\_

\_\_\_\_\_  
\_\_\_\_\_  
\_\_\_\_\_  
\_\_\_\_\_  
\_\_\_\_\_  
\_\_\_\_\_  
\_\_\_\_\_  
\_\_\_\_\_  
\_\_\_\_\_  
\_\_\_\_\_

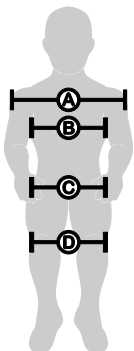
**Set-to-Spec**

*This section must be filled out, otherwise the selection will default to the mid-range measurements.*

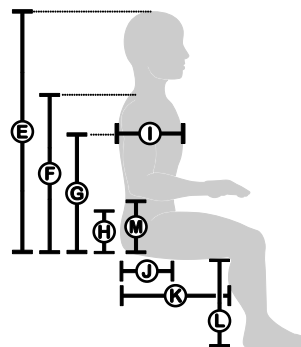
**Provide legrest height.**

**Set Legrest Length** Left: \_\_\_\_\_ Right: \_\_\_\_\_

**Height:** \_\_\_\_\_ **Weight:** \_\_\_\_\_



- A. Shoulder Width \_\_\_\_\_
- B. Chest Width \_\_\_\_\_
- C. Hip Width \_\_\_\_\_
- D. External Knee Width \_\_\_\_\_



- E. Maximum Sitting Height \_\_\_\_\_
- F. Shoulder Height \_\_\_\_\_
- G. Axilla Height \_\_\_\_\_
- H. PSIS Height \_\_\_\_\_
- I. Trunk Depth \_\_\_\_\_
- J. Ischial Depth \_\_\_\_\_
- K. Thigh Depth \_\_\_\_\_
- L. Lower Leg Length \_\_\_\_\_
- M. Elbow Height \_\_\_\_\_

*DME providers are responsible for determining appropriate billing codes when submitting for insurance reimbursement. HCPCS codes should not be considered as legal advice. All prices are MSRP.*




































## Quantum Q6 Edge with Contoured Seating

Description	Price	HCPCS Code
<b>Base Model</b>		
<input type="checkbox"/> <b>Quantum Q6 Edge 3S-SS</b> <i>300 lbs. wt capacity. Comes standard with a solid seat pan, 5 mph programmable motors, 8 amp off board charger. Dimensions of base without legrests are 24"W x 35.5"L</i>	\$6,308	K0848/K0011 MFG Sugg
<input type="checkbox"/> <b>Quantum Q6 Edge 3S-C</b> <i>300 lbs. wt capacity. Comes standard with a captain's seat (contoured seating), 5 mph programmable motors, 8 amp off board charger. Dimensions of base without legrests are 24"W x 35.5"L</i>	\$6,308	K0849/K0011 MFG Sugg
<input type="checkbox"/> <b>Quantum Q6 Edge 3SP-C</b> <i>For use with PES. Single power option. 300 lbs. wt capacity. Comes standard with a captain's seat (contoured seating) with an alternative drive device, 5 mph programmable motors, 8 amp off board charger. Dimensions of base without legrests are 24"W x 35.5"L</i>	\$6,308	K0857/K0011 MFG Sugg
<b>Colors</b>		
<b>Metallic Colors:</b>		
<input type="checkbox"/> ● Black	<input type="checkbox"/> ● Silver	<input type="checkbox"/> ● Candy Apple Red
<input type="checkbox"/> ● Orion Yellow	<input type="checkbox"/> ● Sunburst Orange	<input type="checkbox"/> ● Pearl Pink
<input type="checkbox"/> ● True Blue	<input type="checkbox"/> ● Emerald Green	<input type="checkbox"/> ● Sapphire Blue
<input type="checkbox"/> ● Viper Blue		
<b>Patterns: \$800</b> <i>(Available through SOF)</i>		
<input type="checkbox"/> Mossy Oak		
<b>Motor Upgrades</b>		
<input type="checkbox"/> <b>Community Use Package</b> <i>300 lbs. Weight Capacity; 4-Pole High Speed Motor Package; 4" wide flat free, or pneumatic, knobby, extended traction tires. Increases overall base width by 1.5"</i>	\$2,125	
<input type="checkbox"/> <b>High Speed Motor Package</b> <i>Programmable speed up to 6 Miles per Hour; High Speed Motors decrease per-charge range.</i>	\$1,574	
<input type="checkbox"/> <b>Accu-Trac Motor Technology</b> <i>Programmable speed up to 6 Miles per Hour; Delivers Enhanced Traction and Tracking, Especially with Switched Drive Controls. Requires Q-Logic 2 EX.</i>	\$1,295	K0108
<b>Base Mounted Foot Platform</b>		
<input type="checkbox"/> Base Mounted Foot Platform	Standard	
<input type="checkbox"/> Bell Shaped Foot Platform	\$235	
<b>Drive Wheels</b>		
<input type="checkbox"/> 3" x 14" Flat Free	Standard	
<input type="checkbox"/> 4" x 14" Flat Free, Knobby, Extended Traction Tires <i>Increases overall base width by 1.5"</i>	\$551	
<input type="checkbox"/> 3" x 14" Pneumatic	No Charge	
<input type="checkbox"/> 4" x 14" Pneumatic, Knobby, Extended Traction Tires <i>Increases overall base width by 1.5"</i>	\$551	
<b>Rim Color Options:</b>		
<input type="checkbox"/> ● Silver <i>Standard</i>	<input type="checkbox"/> Matching	<input type="checkbox"/> Non-Matching
<b>Rim Color: \$50</b> <i>(Available through SOF, not available with 4"W tires)</i>		
<input type="checkbox"/> ● Black	<input type="checkbox"/> ● Sunburst Orange	<input type="checkbox"/> ● Pearl Pink
<input type="checkbox"/> ● Orion Yellow	<input type="checkbox"/> ● Candy Apple Red	<input type="checkbox"/> ● True Blue
<input type="checkbox"/> ● Emerald Green	<input type="checkbox"/> ● Sapphire Blue	<input type="checkbox"/> ● Viper Blue
<b>Batteries</b>		
<input type="checkbox"/> <b>NF-22, 50 Amp Batteries</b>		
<input type="checkbox"/> Maintenance Free AGM <i>(UPG)</i>	\$295 ea.	E2361
<input type="checkbox"/> Maintenance Free AGM <i>(MK)</i>	\$295 ea.	E2361
<input type="checkbox"/> Maintenance Free Gel Cell <i>(UPG)</i>	\$295 ea.	E2361
<input type="checkbox"/> Maintenance Free Gel Cell <i>(MK)</i>	\$295 ea.	E2361
<input type="checkbox"/> No Batteries		
<b>Installation:</b>		
<input type="checkbox"/> Batteries Installed	<input type="checkbox"/> Do Not Install	
<b>Rear Caster Beam</b>		
<input type="checkbox"/> Split Caster Beam	Standard	
<input type="checkbox"/> Extended Rear Beam <i>For Future Rear Accessory Upgrades; Automatically included with vent tray.</i>	No Charge	
<b>LED Light Package</b>		
<input type="checkbox"/> Through Q-Logic 2 EX or NE+ 8-Key w/ Lights	\$995	




## Quantum Q6 Edge with Contoured Seating

Description	Price	HCPCS Code		
Non-Expandable Controls				
<input type="checkbox"/>  75 Amp NE	Standard			
<input type="checkbox"/>  75 Amp NE+ 6-Key <i>For 3SP-C package</i>	No Charge			
<input type="checkbox"/>  75 Amp NE+ 6-Key <i>For up to 2 Actuators through joystick</i>	\$200			
<input type="checkbox"/>  75 Amp NE+ 8-Key <i>For Lights</i>	\$400			
Expandable Controls				
<input type="checkbox"/>  100 Amp Q-Logic 2 EX Controller <i>Required with Q-Logic Electronics</i>	\$695			
<input type="checkbox"/>  Expandable Controller Harness <i>Required with Q-Logic Electronics</i>	\$425			
<input type="checkbox"/>  Q-Logic 2 EX Joystick	\$700			
<input type="checkbox"/>  Q-Logic 2 EX Joystick <i>For Lights</i>	\$700			
<b>Q-Logic Color Shroud Options:</b>				
<input type="checkbox"/>  Black Soft Touch Standard	<input type="checkbox"/> Matching	<input type="checkbox"/> Non-Matching		
<b>Joystick Color Shroud: \$50</b>				
<input type="checkbox"/>  Black	<input type="checkbox"/>  Silver	<input type="checkbox"/>  Candy Apple Red	<input type="checkbox"/>  True Blue	<input type="checkbox"/>  Sapphire Blue
<input type="checkbox"/>  Orion Yellow	<input type="checkbox"/>  Sunburst Orange	<input type="checkbox"/>  Pearl Pink	<input type="checkbox"/>  Emerald Green	<input type="checkbox"/>  Viper Blue
<input type="checkbox"/>  Stand Alone Joystick with External Charger Port		\$700		
<i>Features:</i>				
<ul style="list-style-type: none"><li>• Up to 3 drive profiles and 1 seating profile when used alone.</li><li>• Use in conjunction w/ enhanced display for up to 5 profiles.</li><li>• Auxiliary functions including Bluetooth Mouse and IR.</li></ul>				
<input type="checkbox"/>  Q-Logic 2 Enhanced Display Kit		\$1,884.93		
<i>Includes:</i>				
<ul style="list-style-type: none"><li>• Enhanced Display</li><li>• Flexible Gooseneck</li><li>• Gooseneck Mounting Bracket</li></ul>				
<i>Features:</i>				
<ul style="list-style-type: none"><li>• Specialty controls interface w/ 3.5" LCD display</li><li>• Up to 5 profiles to control drive, seat and auxiliary functions</li><li>• Integrated single switch scanner, Bluetooth mouse emulator and IR controls</li><li>• Bluetooth connectivity for mobile devices</li></ul>				
<b>Enhanced Display Color Options:</b>				
<input type="checkbox"/>  Black Soft Touch Standard	<input type="checkbox"/> Matching	<input type="checkbox"/> Non-Matching		
<b>Display Color Shroud: \$50</b>				
<input type="checkbox"/>  Black	<input type="checkbox"/>  Silver	<input type="checkbox"/>  Candy Apple Red	<input type="checkbox"/>  True Blue	<input type="checkbox"/>  Sapphire Blue
<input type="checkbox"/>  Orion Yellow	<input type="checkbox"/>  Sunburst Orange	<input type="checkbox"/>  Pearl Pink	<input type="checkbox"/>  Emerald Green	<input type="checkbox"/>  Viper Blue
<input type="checkbox"/>  USB Mobile Device Charger		\$175		
<i>Available with NE, NE+ and Q-Logic 2 EX controllers; Can only charge 1 device at a time. A multiplier harness is required with all Static and Tilt only seating systems. The selection of more than 3 modules requires an additional multiplier.</i>				
<input type="checkbox"/> <a href="#">Click Here for Alternative Drive Devices</a>				
Joystick Handles				
<input type="checkbox"/> Standard Carrot Handle	Standard			
<input type="checkbox"/> Mushroom Handle	\$71	E2323		
<input type="checkbox"/> T-Bar	\$107	E2323		
<input type="checkbox"/> Chin Cup <i>Use HCPCS Code E2323 when Chin Cup not used in conjunction with a chin control.</i>	\$71	E2324		
<input type="checkbox"/> Extended I-Handle	\$71	E2323		
<input type="checkbox"/> Soft Ball Handle	\$50	E2323		
<input type="checkbox"/> Medium Ball Handle	\$50	E2323		
<input type="checkbox"/> Bodypoint 3 Inch Goal Post Handle	\$69	E2323		
<input type="checkbox"/> Bodypoint 4 Inch Goal Post Handle	\$69	E2323		



## Quantum Q6 Edge with Contoured Seating

Description	Price	HCPCS Code
<b>Joystick Mounting Brackets</b>		
<input type="checkbox"/> Fixed, Inline <i>Not available with Q-Logic 2 EX Stand Alone Joystick.</i>	Standard	
<input type="checkbox"/> Left		
<input type="checkbox"/> Right		
<input type="checkbox"/> Swing-Away	\$245	E1028
<input type="checkbox"/> Left		
<input type="checkbox"/> Right		
<input type="checkbox"/> Inline		
<input type="checkbox"/> Offset		
<input type="checkbox"/> Retractable Swing-Away Joystick Arm Kit <i>Full 180° Movement</i>	\$250	E1028
<input type="checkbox"/> Left		
<input type="checkbox"/> Right		
<input type="checkbox"/> Multi-Axis	\$100	E1028
<input type="checkbox"/> Left		
<input type="checkbox"/> Right		
<input type="checkbox"/> No Joystick Mount		
<b>Programming</b>		
<input type="checkbox"/>  Q-Logic EX/NE Programmer	\$545	
<input type="checkbox"/> Q-Logic PC Programming Disk w/ Cable <i>Works with Q-Logic 2 EX only.</i>	\$750	
<b>Contoured Seating</b>		
<b>Depth-Adjustable High Back:</b>		
<input type="checkbox"/> Black Vinyl, Depth Adjustable High Back, Limited Recline	No Charge	
<i>Seat comes automatically with a 60° belt and full length armrests. Any other selection would need to be added as an additional part.</i>		
<input type="checkbox"/> 18"W x 18-20"D	<input type="checkbox"/> 20"W x 18-20"D	<input type="checkbox"/> 22"W x 20-22"D
<b>Limited Recline High Back:</b>		
<input type="checkbox"/> Black Vinyl, High Back with Limited Recline		
<input type="checkbox"/> 16"W x 16"D	<input type="checkbox"/> 16"W x 20"D	<input type="checkbox"/> 18"W x 16"D
<input type="checkbox"/> 16"W x 18"D	<input type="checkbox"/> 16"W x 22"D	<input type="checkbox"/> 18"W x 22"D
<input type="checkbox"/> 20"W x 16"D	<input type="checkbox"/> 20"W x 22"D	
<b>Limited Recline High Back with Solid Seat Pan:</b>		
<input type="checkbox"/> Black Vinyl, High Back with Solid Seat Pan, Limited Recline	No Charge	
<input type="checkbox"/> 16"W x 16"D	<input type="checkbox"/> 16"W x 20"D	<input type="checkbox"/> 18"W x 16"D
<input type="checkbox"/> 16"W x 18"D	<input type="checkbox"/> 16"W x 22"D	<input type="checkbox"/> 18"W x 18"D
<input type="checkbox"/> 18"W x 16"D	<input type="checkbox"/> 18"W x 20"D	<input type="checkbox"/> 20"W x 16"D
<input type="checkbox"/> 18"W x 22"D	<input type="checkbox"/> 20"W x 18"D	<input type="checkbox"/> 20"W x 20"D
<input type="checkbox"/> 20"W x 22"D		
<b>Medium Back:</b>		
<input type="checkbox"/> Black Vinyl, Medium Back	No Charge	
<input type="checkbox"/> Black Vinyl, Medium Back with Solid Seat Pan	No Charge	
<input type="checkbox"/> 16"W x 16"D	<input type="checkbox"/> 16"W x 18"D	<input type="checkbox"/> 18"W x 16"D
<input type="checkbox"/> 18"W x 18"D		
<div><b>Special Order Seat</b> _____"W x ____"D <b>Seat size can not exceed 22"W x 22"D</b> <i>Contact your inside sales specialist for pricing</i></div>		
<b>Manual Recliner:</b>		
<input type="checkbox"/> Manual Recliner High Back with Headrest	\$600	E1226
<input type="checkbox"/> Manual Recliner High Back with Headrest and Solid Seat Pan	\$600	E1226
<b>Color:</b>		
<input type="checkbox"/> Gray Vinyl	<input type="checkbox"/> Beige Vinyl	
<b>Size:</b>		
<input type="checkbox"/> 16"W x 16"D	<input type="checkbox"/> 16"W x 20"D	<input type="checkbox"/> 18"W x 18"D
<input type="checkbox"/> 16"W x 18"D	<input type="checkbox"/> 18"W x 16"D	<input type="checkbox"/> 20"W x 16"D
<input type="checkbox"/> 18"W x 20"D	<input type="checkbox"/> 20"W x 18"D	<input type="checkbox"/> 20"W x 20"D
<b>Armrests</b>		
<b>Armrest Type:</b>		
<input type="checkbox"/> Flip up, Height-Adjustable, Removable (each)	\$85	E0973
<input type="checkbox"/> Manual Recline Armrests <sup>1</sup>	No Charge	
<b>Left Armpad:</b>		
<input type="checkbox"/> Full Length	<input type="checkbox"/> Desk Length <sup>2</sup>	
<b>Right Armpad:</b>		
<input type="checkbox"/> Full Length	<input type="checkbox"/> Desk Length <sup>2</sup>	

1. Only available with manual recline high back.

2. Not available with depth-adjustable high back seat.



## Quantum Q6 Edge with Contoured Seating

Description	Price	HCPCS Code																																												
Power Elevation Seat/Towers																																														
<input type="checkbox"/> Power Elevating Seat Actuator <i>Not available with manual recliner. Max seat size is 22"W x 22"D. increases seat to floor height. Includes 1/4 speed inhibit.</i>	\$1,895	E2300																																												
<input type="checkbox"/> Through Toggle, Left	Standard																																													
<input type="checkbox"/> Through Toggle, Right	Standard																																													
<input type="checkbox"/> Through Joystick	\$1,895																																													
Actuator:																																														
<input type="checkbox"/> 6" Stroke <input type="checkbox"/> 7" Stroke																																														
<i>Required on a 22"W contoured seat.</i>																																														
Actuator:																																														
<input type="checkbox"/> 10" Lift	\$2,295	E2300																																												
<input type="checkbox"/> Seat Towers																																														
<input type="checkbox"/> Standard Seat Mounts	Standard																																													
<input type="checkbox"/> Extended Seat Mounts	No Charge																																													
Contoured Seat to Floor Height																																														
Contoured Seating:																																														
<input type="checkbox"/> 20" Seat to Floor	<input type="checkbox"/> 21" Seat to Floor	<input type="checkbox"/> 22" Seat to Floor																																												
Contoured Seating with Extended Towers:																																														
<input type="checkbox"/> 23" Seat to Floor	<input type="checkbox"/> 24" Seat to Floor	<input type="checkbox"/> 25" Seat to Floor																																												
Lap Belts																																														
<input type="checkbox"/> 38" Lap Belt	Standard																																													
<input type="checkbox"/> 50" Lap Belt	Standard																																													
<input type="checkbox"/> 60" Lap Belt	Standard																																													
<input type="checkbox"/> 70" Lap Belt	Standard																																													
<input type="checkbox"/> 80" Lap Belt	Standard																																													
<input type="checkbox"/> 90" Lap Belt	Standard																																													
<input type="checkbox"/> 60" Padded Push Button, center Pull	\$115																																													
<input type="checkbox"/> Large 13-19", Hip Padded, Push Button	\$92																																													
Non-Powered Legrests																																														
<i>All efforts will be made to accommodate legrest length selection, but minor changes may need to be made to meet shipping guidelines. Some adjustments may be needed upon receipt of the unit. Additional foot rigging accessories can be found on page 7.</i>																																														
<input type="checkbox"/> 60-90° Swing-Away Legrests <i>adjustable in 5° Increments</i>	\$162																																													
Rigging Selection:																																														
<input type="checkbox"/> Standard Matching Legrests (pair)	<input type="checkbox"/> Non-Matching Legrests (pair)	<input type="checkbox"/> Individual Legrests <i>Left or Right Only</i>																																												
Footplate Selection:																																														
<input type="checkbox"/> Angle-Adjustable Footplates <i>Includes Heel Loops.</i>	\$75 ea.	K0040																																												
<input type="checkbox"/> Standard, Extruded Footplates	No Charge																																													
<table><tr><td colspan="2">Left Legrest</td><td colspan="2">Right Legrest</td></tr><tr><td colspan="2">Lower Extensions:</td><td colspan="2">Lower Extensions:</td></tr><tr><td><input type="checkbox"/> 11"-13"L</td><td><input type="checkbox"/> 15.5"-19.5"L</td><td><input type="checkbox"/> 11"-13"L</td><td><input type="checkbox"/> 15.5"-19.5"L</td></tr><tr><td><input type="checkbox"/> 13"-16.5"L</td><td></td><td><input type="checkbox"/> 13"-16.5"L</td><td></td></tr><tr><td colspan="2">Angle Adjustable/Multi-Axis Footplate Size:</td><td colspan="2"></td></tr><tr><td><input type="checkbox"/> 4"W x 6"D</td><td><input type="checkbox"/> 5"W x 8"D</td><td><input type="checkbox"/> 4"W x 6"D</td><td><input type="checkbox"/> 5"W x 8"D</td></tr><tr><td><input type="checkbox"/> 5"W x 6"D</td><td><input type="checkbox"/> 6"W x 8"D<sup>1</sup></td><td><input type="checkbox"/> 5"W x 6"D</td><td><input type="checkbox"/> 6"W x 8"D<sup>1</sup></td></tr><tr><td></td><td><input type="checkbox"/> 6"W x 11"D<sup>1</sup></td><td></td><td><input type="checkbox"/> 6"W x 11"D<sup>1</sup></td></tr><tr><td></td><td><input type="checkbox"/> 8"W x 11"D<sup>2</sup></td><td></td><td><input type="checkbox"/> 8"W x 11"D<sup>2</sup></td></tr><tr><td colspan="2">Standard, Extruded Footplate Size:</td><td colspan="2"></td></tr><tr><td><input type="checkbox"/> 7.25"W x 6"D</td><td><input type="checkbox"/> 8.5"W x 6"D<sup>1</sup></td><td><input type="checkbox"/> 7.25"W x 6"D</td><td><input type="checkbox"/> 8.5"W x 6"D<sup>1</sup></td></tr></table>			Left Legrest		Right Legrest		Lower Extensions:		Lower Extensions:		<input type="checkbox"/> 11"-13"L	<input type="checkbox"/> 15.5"-19.5"L	<input type="checkbox"/> 11"-13"L	<input type="checkbox"/> 15.5"-19.5"L	<input type="checkbox"/> 13"-16.5"L		<input type="checkbox"/> 13"-16.5"L		Angle Adjustable/Multi-Axis Footplate Size:				<input type="checkbox"/> 4"W x 6"D	<input type="checkbox"/> 5"W x 8"D	<input type="checkbox"/> 4"W x 6"D	<input type="checkbox"/> 5"W x 8"D	<input type="checkbox"/> 5"W x 6"D	<input type="checkbox"/> 6"W x 8"D <sup>1</sup>	<input type="checkbox"/> 5"W x 6"D	<input type="checkbox"/> 6"W x 8"D <sup>1</sup>		<input type="checkbox"/> 6"W x 11"D <sup>1</sup>		<input type="checkbox"/> 6"W x 11"D <sup>1</sup>		<input type="checkbox"/> 8"W x 11"D <sup>2</sup>		<input type="checkbox"/> 8"W x 11"D <sup>2</sup>	Standard, Extruded Footplate Size:				<input type="checkbox"/> 7.25"W x 6"D	<input type="checkbox"/> 8.5"W x 6"D <sup>1</sup>	<input type="checkbox"/> 7.25"W x 6"D	<input type="checkbox"/> 8.5"W x 6"D <sup>1</sup>
Left Legrest		Right Legrest																																												
Lower Extensions:		Lower Extensions:																																												
<input type="checkbox"/> 11"-13"L	<input type="checkbox"/> 15.5"-19.5"L	<input type="checkbox"/> 11"-13"L	<input type="checkbox"/> 15.5"-19.5"L																																											
<input type="checkbox"/> 13"-16.5"L		<input type="checkbox"/> 13"-16.5"L																																												
Angle Adjustable/Multi-Axis Footplate Size:																																														
<input type="checkbox"/> 4"W x 6"D	<input type="checkbox"/> 5"W x 8"D	<input type="checkbox"/> 4"W x 6"D	<input type="checkbox"/> 5"W x 8"D																																											
<input type="checkbox"/> 5"W x 6"D	<input type="checkbox"/> 6"W x 8"D <sup>1</sup>	<input type="checkbox"/> 5"W x 6"D	<input type="checkbox"/> 6"W x 8"D <sup>1</sup>																																											
	<input type="checkbox"/> 6"W x 11"D <sup>1</sup>		<input type="checkbox"/> 6"W x 11"D <sup>1</sup>																																											
	<input type="checkbox"/> 8"W x 11"D <sup>2</sup>		<input type="checkbox"/> 8"W x 11"D <sup>2</sup>																																											
Standard, Extruded Footplate Size:																																														
<input type="checkbox"/> 7.25"W x 6"D	<input type="checkbox"/> 8.5"W x 6"D <sup>1</sup>	<input type="checkbox"/> 7.25"W x 6"D	<input type="checkbox"/> 8.5"W x 6"D <sup>1</sup>																																											
Accessories:																																														
<input type="checkbox"/> Heel Loops (pair) <i>Standard on Angle Adjustable and Multi-Axis footplates</i>	\$38	E0951																																												
<input type="checkbox"/> Wheel Bumpers (pair)	\$25																																													
<input type="checkbox"/> Gel Neoprene Footrest Sleeve (pair)	\$80	K0108																																												
<input type="checkbox"/> Therafin Multi-Axis Amputee Support (each) <input type="checkbox"/> Left <input type="checkbox"/> Right <i>Swing-Away legrest upper assembly and receiver is required</i>	\$230	E1020																																												
<input type="checkbox"/> Amputee Support Gel Cover (each) <input type="checkbox"/> Left <input type="checkbox"/> Right	\$150	K0108																																												

1. May cause interference on seat widths less than 18"
2. May cause interference on seat widths less than 20"



# Quantum Q6 Edge with Contoured Seating

Description

Price

HCPCS Code

## Non-Powered Legrests (cont.)

All efforts will be made to accommodate legrest length selection, but minor changes may need to be made to meet shipping guidelines. Some adjustments may be needed upon receipt of the unit.

60-90° Swing-Away Legrest Compatibility Matrix	Contoured Seating		
	Low	Medium	High
Standard, 13" - 16.5"	!	✓	✓
Standard, 15.5" - 19.5"	!	!	!
Angle-Adjustable, 13" - 16.5"	!	✓	✓
Angle-Adjustable, 15.5" - 19.5"	!	!	!

✓ This rigging Configuration causes no interference issues at this seat-to-floor height.

! This rigging configuration may interfere with the ground (less than 1.75" clearance when fully extended) and will reduce obstacle climbing ability.

### ☐ 90° Pediatric Swing-Away Legrests

No Charge

#### Rigging Selection:

☐ Standard Matching Legrests (pair)☐ Non-Matching Legrests (pair)☐ Individual Legrests Left or Right Only

#### Footplate Selection:

☐ Angle-Adjustable Footplates Includes heel loops.

\$75 ea.

K0040

#### Left Legrest:

##### Lower Extensions:

☐ 7"-10"L

#### Right Legrest:

##### Lower Extensions:

☐ 7"-10"L

### ☐ Angle Adjustable Footplate Size:

☐ 4"W x 6"D☐ 5"W x 6"D☐ 4"W x 6"D☐ 5"W x 6"D

#### Accessories:

☐ Wheel Bumpers (pair)

\$25

Pediatric Swing-Away Compatibility Matrix	Contoured Seating		
	Low	Medium	High
7"-10" Extension	✓	✓	✓

✓ This rigging Configuration causes no interference issues at this seat-to-floor height.

### ☐ Elevating Legrests

\$325

E0990

#### Rigging Selection:

☐ Standard Matching Legrests (pair)☐ Non-Matching Legrests (pair)☐ Individual Legrests Left or Right Only

#### Footplate Selection:

☐ Angle-Adjustable Footplates Includes Heel Loops.☐ Standard, Extruded Footplates

\$75 ea.

K0040

No Charge

#### Left Legrest Lower Extensions:

☐ 11"-14"L<sup>1</sup>☐ 14"-17"L<sup>1</sup>☐ 12"-14.5"L<sup>2</sup>☐ 14.5"-18"L<sup>2</sup>

#### Right Legrest Lower Extensions:

☐ 11"-14"L<sup>1</sup>☐ 14"-17"L<sup>1</sup>☐ 12"-14.5"L<sup>2</sup>☐ 14.5"-18"L<sup>2</sup>

### ☐ Angle Adjustable Footplate Size:

#### Left Legrest:

☐ 4"W x 6"D☐ 5"W x 8"D☐ 6"W x 11"D<sup>3</sup>☐ 5"W x 6"D☐ 6"W x 8"D<sup>3</sup>☐ 8"W x 11"D<sup>4</sup>

#### Right Legrest:

☐ 4"W x 6"D☐ 5"W x 8"D☐ 6"W x 11"D<sup>3</sup>☐ 5"W x 6"D☐ 6"W x 8"D<sup>3</sup>☐ 8"W x 11"D<sup>4</sup>

### ☐ Standard, Extruded Footplate Size:

#### Left Legrest:

☐ 7.25"W x 6"D☐ 8.5"W x 6"D<sup>3</sup>

#### Right Legrest:

☐ 7.25"W x 6"D☐ 8.5"W x 6"D<sup>3</sup>

#### Accessories:

☐ Heel Loops (pair) Standard on Angle Adjustable and Multi-Axis footplates

\$38

E0951

☐ Wheel Bumpers (pair)

\$25

☐ Gel Padded Adductor Buttons (pair)

\$125

K0108

1. Not available with angle adjustable footplates.

2. Not available with standard, extruded footplates.

3. May cause interference on seat widths less than 18".

4. May cause interference on seat widths less than 20".

Elevating Legrest Compatibility Matrix	Contoured Seating		
	Low	Medium	High
Standard, 11" - 14"	✓	✓	✓
Standard, 14" - 17"	!	!	!
Angle-Adjustable, 12" - 14.5"	✓	✓	✓
Angle-Adjustable, 14.5" - 18"	!	!	!

✓ This rigging Configuration causes no interference issues at this seat-to-floor height.



! This rigging configuration may interfere with the ground (less than 1.75" clearance when fully extended) and will reduce obstacle climbing ability.



## Quantum Q6 Edge with Contoured Seating

Description	Price	HCPCS Code
<b>Additional Accessories</b>		
<input type="checkbox"/> Oxygen Holder <sup>1</sup>	\$150	E2208
<input type="checkbox"/> Weather Cover, Black	\$158	
<input type="checkbox"/> Medium <input type="checkbox"/> Large		
<input type="checkbox"/> Cup Holder	\$17	
<input type="checkbox"/> Left <input type="checkbox"/> Right		
<input type="checkbox"/> Rear Basket <sup>1</sup>	\$103	
<input type="checkbox"/> Walker Holder <sup>1</sup>	\$92	
<input type="checkbox"/> Cane/Crutch Holder <sup>1</sup>	\$98	E2207
<input type="checkbox"/> Saddle Bag	\$28	
<input type="checkbox"/> Flag Holder <sup>1</sup>	\$17	

1. Not available with manual recliner

<b>Additional Foot Rigging Accessories</b>		
<input type="checkbox"/>  <b>Stealth Foot Boxes (pair)</b>	\$475	K0108
<input type="checkbox"/> Small <input type="checkbox"/> Medium <input type="checkbox"/> Large		
<input type="checkbox"/>  <b>Stealth Padded Shoe Holders (pair)</b>	\$266	K0108
<input type="checkbox"/> Small <input type="checkbox"/> Medium <input type="checkbox"/> X-Large		

<b>Synergy® Cushions</b>		
<input type="checkbox"/> Matching Seat Size	<input type="checkbox"/> Non-Matching Seat Size	

Please refer to Synergy Cushion order forms for detailed pricing, sizes, codes and part #'s

### Simplicity Cushion: General Use

<input type="checkbox"/> 16" x 16" - 20" x 24"	\$98	E2601
<input type="checkbox"/> 22" x 16" - 24" x 24"	\$98	E2602

### Solution® Cushion: Skin Protection & Positioning

<input type="checkbox"/> 10" x 10" - 20" x 24"	\$380	E2607
<input type="checkbox"/> 22" x 16" - 24" x 24"	\$430	E2608

### Solution® 1 Cushion: Skin Protection

<input type="checkbox"/> 14" x 14" - 20" x 24"	\$380	E2603
<input type="checkbox"/> 22" x 16" - 24" x 24"	\$430	E2604

### Spectrum® Gel Cushion: Positioning

<input type="checkbox"/> 12" x 10" - 20" x 24"	\$480	E2605
<input type="checkbox"/> 22" x 16" - 24" x 24"	\$530	E2606

### Spectrum® Foam Cushion: Skin Protection & Positioning

<input type="checkbox"/> 10" x 10" - 20" x 24"	\$480	E2607
<input type="checkbox"/> 22" x 16" - 24" x 24"	\$530	E2608

### Spectrum® Air Flat Cushion: Adjustable Skin Protection

<input type="checkbox"/> 14" x 12" - 20" x 24"	\$480	E2622
<input type="checkbox"/> 22" x 16" - 24" x 24"	\$530	E2623

#### Air Tube:

☐ Left Side ☐ Right Side



## Quantum Q6 Edge with Contoured Seating

Description	Price	HCPCS Code
<b>Synergy® Cushions (cont.)</b>		
<i>Please refer to Synergy Cushion order forms for detailed pricing, sizes, codes and part #'s</i>		
<b>Spectrum® Air Contour Cushion: Adjustable Skin Protection &amp; Positioning</b>		
<input type="checkbox"/> 14" x 12" - 20" x 24"	\$499	E2624
<input type="checkbox"/> 22" x 16" - 24" x 24"	\$549	E2625
<b>Air Tube:</b>		
<input type="checkbox"/> Left Side		
<input type="checkbox"/> Right Side		
<b>TRU-Comfort™ 2 4-Way Stretch: Skin Protection</b>		
<input type="checkbox"/> 16" x 14" - 20" x 24"	\$380	E2603
<input type="checkbox"/> 22" x 16" - 22" x 24"	\$480	E2604
<b>TRU-Comfort™ Accessory:</b>		
<input type="checkbox"/> Sport Seat Cushion Cover	\$100	
<i>Available as an additional cover option for both TRU-Comfort seat cushion styles. Only available in sizes listed.</i>		
<input type="checkbox"/> 16"W x 16"D		
<input type="checkbox"/> 18"W x 18"D		
<input type="checkbox"/> 20"W x 20"D		