

Quantum® Q6 Edge with
Static Synergy Seating ODJFS Only
Group 3



QUANTUM REHAB®

Pride Mobility Products Corporation®
182 Susquehanna Ave., Exeter, PA 18643
Phone: (866)800-2002 • Fax: (866) 707-3422
Email: quantumorders@pridemobility.com

Account Number: _____
Provider Name: _____
Contact: _____
Phone: _____ Fax: _____
Email: _____
Date: _____
PO#: _____
Marked For: _____
Ship to Address: _____
City: _____ State: _____ Zip: _____

Discount: _____
Terms: _____
Freight: _____
Taken By: _____

Note Section

For Quantum Use:

For Provider Use:

Set-to-Spec

This section must be filled out, otherwise the selection will default to the mid-range measurements.

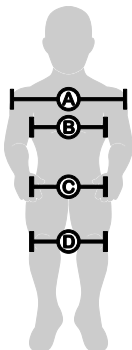
Provide back height, center mount height and legrest height.

Set Back Height: _____

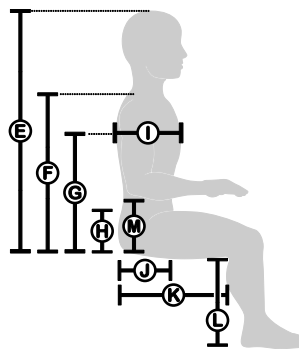
Set Center Mount Length: _____

Set Legrest Length Left: _____ Right: _____

Height: _____ Weight: _____



- A. Shoulder Width _____
- B. Chest Width _____
- C. Hip Width _____
- D. External Knee Width _____



- E. Maximum Sitting Height _____
- F. Shoulder Height _____
- G. Axilla Height _____
- H. PSIS Height _____
- I. Trunk Depth _____
- J. Ischial Depth _____
- K. Thigh Depth _____
- L. Lower Leg Length _____
- M. Elbow Height _____













DME providers are responsible for determining appropriate billing codes when submitting for insurance reimbursement. HCPCS codes should not be considered as legal advice. All prices are MSRP.



Quantum Q6 Edge with Synergy Seating


Description	Price	HCPCS Code
Base Model		
<input type="checkbox"/> Quantum Q6 Edge 3S-SS <i>300 lbs. wt capacity. Comes standard with a solid seat pan, 5 mph programmable motors, 8 amp off board charger. Dimensions of base without legrests are 24"W x 35.5"L</i>	\$6,308	K0848/K0011 MFG Sugg
<input type="checkbox"/> Quantum Q6 Edge 3SP-SS <i>For use with PES. Single power option. 300 lbs. wt capacity. Comes standard with a captain's seat (contoured seating) with an alternative drive device, 5 mph programmable motors, 8 amp off board charger. Dimensions of base without legrests are 24"W x 35.5"L</i>	\$6,308	K0856/K0011 MFG Sugg
Colors		
Metallic Colors:		
<input type="checkbox"/> Black	<input type="checkbox"/> Silver	<input type="checkbox"/> Candy Apple Red
<input type="checkbox"/> Orion Yellow	<input type="checkbox"/> Sunburst Orange	<input type="checkbox"/> Pearl Pink
<input type="checkbox"/> True Blue	<input type="checkbox"/> Emerald Green	<input type="checkbox"/> Sapphire Blue
<input type="checkbox"/> Viper Blue		
Patterns: \$800 <i>(Available through SOF)</i>		
<input type="checkbox"/> Mossy Oak		
Motor Upgrades		
<input type="checkbox"/> Community Use Package <i>300 lbs. Weight Capacity; 4-Pole High Speed Motor Package; 4" wide flat free, or pneumatic, knobby, extended traction tires. Increases overall base width by 1.5"</i>	\$2,125	
<input type="checkbox"/> High Speed Motor Package <i>Programmable speed up to 6 Miles per Hour; High Speed Motors decrease per-charge range.</i>	\$1,574	
<input type="checkbox"/> Accu-Trac Motor Technology <i>Programmable speed up to 6 Miles per Hour; Delivers Enhanced Traction and Tracking, Especially with Switched Drive Controls. Requires Q-Logic 2 EX.</i>	\$1,295	K0108
Base Mounted Foot Platform		
<input type="checkbox"/> Base Mounted Foot Platform <i>(Not available with center mount foot platforms)</i>	Standard	
<input type="checkbox"/> Bell Shaped Foot Platform <i>(10.12" Tapering to 14"W x 13"D)</i>	\$235	
Drive Wheels		
<input type="checkbox"/> 3" x 14" Flat Free	Standard	
<input type="checkbox"/> 4" x 14" Flat Free, Knobby, Extended Traction Tires <i>Increases overall base width by 1.5"</i>	\$551	
<input type="checkbox"/> 3" x 14" Pneumatic	No Charge	
<input type="checkbox"/> 4" x 14" Pneumatic, Knobby, Extended Traction Tires <i>Increases overall base width by 1.5"</i>	\$551	
Rim Color Options:		
<input type="checkbox"/> Silver <i>Standard</i>	<input type="checkbox"/> Matching	<input type="checkbox"/> Non-Matching
Rim Color: \$50 <i>(Available through SOF, not available with 4"W tires)</i>		
<input type="checkbox"/> Black	<input type="checkbox"/> Sunburst Orange	<input type="checkbox"/> Pearl Pink
<input type="checkbox"/> Orion Yellow	<input type="checkbox"/> Candy Apple Red	<input type="checkbox"/> True Blue
<input type="checkbox"/> Emerald Green	<input type="checkbox"/> Sapphire Blue	
<input type="checkbox"/> Viper Blue		
Batteries		
<input type="checkbox"/> NF-22, 50 Amp Batteries		
<input type="checkbox"/> Maintenance Free AGM <i>(UPG)</i>	\$295 ea.	E2361
<input type="checkbox"/> Maintenance Free AGM <i>(MK)</i>	\$295 ea.	E2361
<input type="checkbox"/> Maintenance Free Gel Cell <i>(UPG)</i>	\$295 ea.	E2361
<input type="checkbox"/> Maintenance Free Gel Cell <i>(MK)</i>	\$295 ea.	E2361
<input type="checkbox"/> No Batteries		
Installation:		
<input type="checkbox"/> Batteries Installed	<input type="checkbox"/> Do Not Install	
Rear Caster Beam		
<input type="checkbox"/> Split Caster Beam	Standard	
<input type="checkbox"/> Extended Rear Beam <i>For Future Rear Accessory Upgrades; Automatically included with vent tray.</i>	No Charge	
LED Light Package		
<input type="checkbox"/> Through Q-Logic 2 EX or NE+ 8-Key w/ Lights	\$995	

Quantum Q6 Edge with Synergy Seating

Description	Price	HCPCS Code
Non-Expandable Controls		
<input type="checkbox"/>  75 Amp NE	Standard	
<input type="checkbox"/>  75 Amp NE+ 6-Key <i>For 3SP-C package</i>	No Charge	
<input type="checkbox"/>  75 Amp NE+ 6-Key <i>For up to 2 Actuators through joystick</i>	\$200	
<input type="checkbox"/>  75 Amp NE+ 8-Key <i>For Lights</i>	\$400	
Expandable Controls		
<input type="checkbox"/>  100 Amp Q-Logic 2 EX Controller <i>Required with Q-Logic Electronics</i>	\$695	
<input type="checkbox"/> Expandable Controller Harness <i>Required with Q-Logic Electronics</i>	\$425	
<input type="checkbox"/>  Q-Logic 2 EX Joystick	\$700	
<input type="checkbox"/>  Q-Logic 2 EX Joystick <i>For Lights</i>	\$700	
Q-Logic Color Shroud Options: <input type="checkbox"/>  Black Soft Touch Standard <input type="checkbox"/> Matching <input type="checkbox"/> Non-Matching		
Joystick Color Shroud: \$50 <div> <input type="checkbox"/> Black <input type="checkbox"/> Silver <input type="checkbox"/> Candy Apple Red <input type="checkbox"/> True Blue <input type="checkbox"/> Sapphire Blue </div> <div> <input type="checkbox"/> Orion Yellow <input type="checkbox"/> Sunburst Orange <input type="checkbox"/> Pearl Pink <input type="checkbox"/> Emerald Green <input type="checkbox"/> Viper Blue </div>		
<input type="checkbox"/>  Stand Alone Joystick with External Charger Port	\$700	
Features: <ul style="list-style-type: none"> Up to 3 drive profiles and 1 seating profile when used alone. Use in conjunction w/ enhanced display for up to 5 profiles. Auxiliary functions including Bluetooth Mouse and IR. 		
<input type="checkbox"/>  Q-Logic 2 Enhanced Display Kit	\$1,884.93	
Includes: <ul style="list-style-type: none"> Enhanced Display Flexible Gooseneck Gooseneck Mounting Bracket 		
Features: <ul style="list-style-type: none"> Specialty controls interface w/ 3.5" LCD display Up to 5 profiles to control drive, seat and auxiliary functions Integrated single switch scanner, Bluetooth mouse emulator and IR controls Bluetooth connectivity for mobile devices 		
Enhanced Display Color Options: <input type="checkbox"/>  Black Soft Touch Standard <input type="checkbox"/> Matching <input type="checkbox"/> Non-Matching		
Display Color Shroud: \$50 <div> <input type="checkbox"/> Black <input type="checkbox"/> Silver <input type="checkbox"/> Candy Apple Red <input type="checkbox"/> True Blue <input type="checkbox"/> Sapphire Blue </div> <div> <input type="checkbox"/> Orion Yellow <input type="checkbox"/> Sunburst Orange <input type="checkbox"/> Pearl Pink <input type="checkbox"/> Emerald Green <input type="checkbox"/> Viper Blue </div>		
<input type="checkbox"/>  USB Mobile Device Charger	\$175	
<i>Available with NE, NE+ and Q-Logic 2 EX controllers; Can only charge 1 device at a time. A multiplier harness is required with all Static and Tilt only seating systems. The selection of more than 3 modules requires an additional multiplier.</i>		
<input type="checkbox"/> Click Here for Alternative Drive Devices		
Joystick Handles		
<input type="checkbox"/> Standard Carrot Handle	Standard	
<input type="checkbox"/> Mushroom Handle	\$71	E2323
<input type="checkbox"/> T-Bar	\$107	E2323
<input type="checkbox"/> Chin Cup <i>Use HCPCS Code E2323 when Chin Cup not used in conjunction with a chin control.</i>	\$71	E2324
<input type="checkbox"/> Extended I-Handle	\$71	E2323
<input type="checkbox"/> Soft Ball Handle	\$50	E2323
<input type="checkbox"/> Medium Ball Handle	\$50	E2323
<input type="checkbox"/> Bodypoint 3 Inch Goal Post Handle	\$69	E2323
<input type="checkbox"/> Bodypoint 4 Inch Goal Post Handle	\$69	E2323





Quantum Q6 Edge with Synergy Seating

Description	Price	HCPSC Code
Joystick Mounting Brackets		
<input type="checkbox"/> Fixed, Inline <i>Not available with Q-Logic 2 EX Stand Alone Joystick.</i>	Standard	
<input type="checkbox"/> Left <input type="checkbox"/> Right		
<input type="checkbox"/> Swing-Away	\$245	E1028
<input type="checkbox"/> Left <input type="checkbox"/> Right		
<input type="checkbox"/> Inline <input type="checkbox"/> Offset		
<input type="checkbox"/> Retractable Swing-Away Joystick Arm Kit <i>Full 180° Movement</i>	\$250	E1028
<input type="checkbox"/> Left <input type="checkbox"/> Right		
<input type="checkbox"/> Multi-Axis	\$100	E1028
<input type="checkbox"/> Left <input type="checkbox"/> Right		
<input type="checkbox"/> No Joystick Mount		
Programming		
<input type="checkbox"/>  Q-Logic EX/NE Programmer	\$545	
<input type="checkbox"/> Q-Logic PC Programming Disk w/ Cable <i>Works with Q-Logic 2 EX only.</i>	\$750	
Synergy® Seating System		
<input type="checkbox"/> Synergy® Seating Frame	\$434	
<input type="checkbox"/> Standard Stem Mounts	Standard	
<input type="checkbox"/> 2" Extended Stem Mounts <i>Not available on Synergy manual tilt or manual recline</i>	No Charge	
Power Seat Option:		
<input type="checkbox"/> Power Elevating Seat <i>Maximum seat size 20"W x 20"D. Increases STF Height. Includes 1/4 speed inhibit.</i>	\$1,895	E2300
<input type="checkbox"/> 6" Stroke		
<input type="checkbox"/> 7" Stroke		
<input type="checkbox"/> Through NE+ 6-Key	\$1,895	
<input type="checkbox"/> Through Q-Logic 2 EX	\$1,895	
Synergy® Manual Positioning Option		
<input type="checkbox"/> Attendant Manual Recline	\$750	E1226
<i>Not available w/ Flip Back armrests, Cantilever armrests, Shape Back, TRU-Comfort back, Rear accessories or power elevating seat or AFP. Requires 22"H Canes. Pivot point 2.5" above seat pan.</i>		
<input type="checkbox"/> Manual Tilt <i>Max size seat 14"x14", 75 lb. wt. capacity. Not available w/ power elevating seat</i>	\$550	K0108
Transit Kit		
<input type="checkbox"/> Transit Loop Option	No Charge	
<i>This option is to be used unoccupied. Lowest seat to floor height is not achievable with this option.</i>		
<input type="checkbox"/> ISO 7176-19 Compliant	\$200	
<i>To determine if your chair is WC-19 Compliant (Occupied) please refer to website http://www.ercwts.org</i>		
Electronics for Power Foot Riggings		
<input type="checkbox"/> Single Actuator Through Joystick	\$1,895	E2310 ¹
<input type="checkbox"/> Dual Actuator Through NE+ 6 Key	\$2,895	E2310 ¹ /E2311 ²
<input type="checkbox"/> Through Q-Logic 2 EX Controller	\$1,895	E2310 ¹ /E2311 ²
1. Applies to Power AFP		
2. Applies to Power Legrests		
Synergy® Seat Specifications		
Seat Width:		Seat Depth:
<input type="checkbox"/> 10"W <input type="checkbox"/> 13"W <input type="checkbox"/> 16"W <input type="checkbox"/> 19"W <input type="checkbox"/> 22"W	<input type="checkbox"/> 10"D <input type="checkbox"/> 13"D <input type="checkbox"/> 16"D <input type="checkbox"/> 19"D <input type="checkbox"/> 22"D	
<input type="checkbox"/> 11"W <input type="checkbox"/> 14"W <input type="checkbox"/> 17"W <input type="checkbox"/> 20"W	<input type="checkbox"/> 11"D <input type="checkbox"/> 14"D <input type="checkbox"/> 17"D <input type="checkbox"/> 20"D	
<input type="checkbox"/> 12"W <input type="checkbox"/> 15"W <input type="checkbox"/> 18"W <input type="checkbox"/> 21"W	<input type="checkbox"/> 12"D <input type="checkbox"/> 15"D <input type="checkbox"/> 18"D <input type="checkbox"/> 21"D	
Seat Width Package:		Seat Depth Package:
<input type="checkbox"/> 10"W-14"W <input type="checkbox"/> 16"W-20"W	<input type="checkbox"/> 10"D-14"D <input type="checkbox"/> 16"D-20"D	
<input type="checkbox"/> 14"W-18"W <input type="checkbox"/> 20"W-24"W	<input type="checkbox"/> 14"D-18"D <input type="checkbox"/> 20"D-24"D	
Synergy® Seat to Floor Height		
<input type="checkbox"/> 15.9" Seat to Floor	<input type="checkbox"/> 16.9" Seat to Floor	<input type="checkbox"/> 17.9" Seat to Floor



Quantum Q6 Edge with Synergy Seating

Description	Price	HCPCS Code
Synergy® Back Cane Options		
Back Cane Height¹:		
<input type="checkbox"/> 14"H ²	<input type="checkbox"/> 16"H ³	<input type="checkbox"/> 18"H
<input type="checkbox"/> 15"H ²	<input type="checkbox"/> 17"H ³	<input type="checkbox"/> 19"H
<input type="checkbox"/> 20"H	<input type="checkbox"/> 21"H	<input type="checkbox"/> 22"H
<input type="checkbox"/> 23"H	<input type="checkbox"/> 24"H	<input type="checkbox"/> 25"H
Cane Type¹:		
<input type="checkbox"/> Standard Back Canes	Standard	
<input type="checkbox"/> Omit Push Handles	\$125	
Cane Brackets:		
<input type="checkbox"/> Flip Forward Back Canes ⁴	\$150	
<input type="checkbox"/> Omit Push Handles	\$125	
<div><div>1. No selection required with TRU-Comfort™ Back.</div><div>2. Selection of a Synergy® Back and cantilever armrests disqualifies 14" and 15"H back canes.</div><div>3. Selection of a Synergy® Back and cane mounted, flip up armrests disqualifies 16" and 17"H back canes.</div><div>4. Not available with vent tray, oxygen holder, cane mounted or cantilever armrests. May interfere with lateral supports and waterfall arm pads.</div></div>		

Synergy® Back Specifications		
+/-4" of Seat Width. Measurements listed is overall back height.		
<input type="checkbox"/> 	TRU-Comfort Back 4 way stretch fabric (Positioning)	
<input type="checkbox"/> 20" W or less		\$595 E2620
<input type="checkbox"/> 22" W or greater		\$695 E2621
<input type="checkbox"/> 	Synergy® Back 1.5" thick back cushion	\$275
Size:		
<input type="checkbox"/> 12"Wx15"H ¹	<input type="checkbox"/> 15"Wx21"H ¹	<input type="checkbox"/> 17"Wx20"H ¹
<input type="checkbox"/> 12"Wx16"H ¹	<input type="checkbox"/> 15"Wx22"H ¹	<input type="checkbox"/> 17"Wx21"H ¹
<input type="checkbox"/> 14"Wx15"H ¹	<input type="checkbox"/> 15"Wx23"H ¹	<input type="checkbox"/> 17"Wx22"H
<input type="checkbox"/> 14"Wx16"H ¹	<input type="checkbox"/> 15"Wx24"H ¹	<input type="checkbox"/> 17"Wx23"H
<input type="checkbox"/> 14"Wx17"H ¹	<input type="checkbox"/> 15"Wx25"H ¹	<input type="checkbox"/> 17"Wx24"H
<input type="checkbox"/> 14"Wx18"H ¹	<input type="checkbox"/> 16"Wx17"H ¹	<input type="checkbox"/> 17"Wx25"H
<input type="checkbox"/> 14"Wx19"H ¹	<input type="checkbox"/> 16"Wx18"H ¹	<input type="checkbox"/> 18"Wx17"H ¹
<input type="checkbox"/> 14"Wx20"H ¹	<input type="checkbox"/> 16"Wx19"H ¹	<input type="checkbox"/> 18"Wx18"H ¹
<input type="checkbox"/> 14"Wx21"H ¹	<input type="checkbox"/> 16"Wx20"H	<input type="checkbox"/> 18"Wx19"H ¹
<input type="checkbox"/> 14"Wx22"H ¹	<input type="checkbox"/> 16"Wx21"H	<input type="checkbox"/> 18"Wx20"H
<input type="checkbox"/> 14"Wx23"H ¹	<input type="checkbox"/> 16"Wx22"H	<input type="checkbox"/> 18"Wx21"H
<input type="checkbox"/> 14"Wx24"H ¹	<input type="checkbox"/> 16"Wx23"H	<input type="checkbox"/> 18"Wx22"H
<input type="checkbox"/> 14"Wx25"H ¹	<input type="checkbox"/> 16"Wx24"H	<input type="checkbox"/> 18"Wx23"H
<input type="checkbox"/> 15"Wx17"H ¹	<input type="checkbox"/> 16"Wx25"H	<input type="checkbox"/> 18"Wx24"H
<input type="checkbox"/> 15"Wx18"H ¹	<input type="checkbox"/> 17"Wx17"H	<input type="checkbox"/> 18"Wx25"H
<input type="checkbox"/> 15"Wx19"H ¹	<input type="checkbox"/> 17"Wx18"H ¹	<input type="checkbox"/> 19"Wx17"H ¹
<input type="checkbox"/> 15"Wx20"H ¹	<input type="checkbox"/> 17"Wx19"H ¹	<input type="checkbox"/> 19"Wx18"H ¹
<input type="checkbox"/> 19"Wx19"H ¹	<input type="checkbox"/> 19"Wx20"H	<input type="checkbox"/> 21"Wx17"H ¹
<input type="checkbox"/> 19"Wx20"H	<input type="checkbox"/> 19"Wx21"H	
<input type="checkbox"/> 19"Wx22"H	<input type="checkbox"/> 19"Wx23"H	
<input type="checkbox"/> 19"Wx24"H	<input type="checkbox"/> 19"Wx25"H	
<input type="checkbox"/> 20"Wx17"H ¹	<input type="checkbox"/> 20"Wx18"H ¹	
<input type="checkbox"/> 20"Wx19"H ¹	<input type="checkbox"/> 20"Wx20"H	
<input type="checkbox"/> 20"Wx21"H	<input type="checkbox"/> 20"Wx22"H	
<input type="checkbox"/> 20"Wx23"H	<input type="checkbox"/> 20"Wx24"H	
<input type="checkbox"/> 20"Wx25"H	<input type="checkbox"/> 20"Wx26"H	
<input type="checkbox"/> 21"Wx18"H ¹	<input type="checkbox"/> 21"Wx19"H ¹	
<input type="checkbox"/> 21"Wx20"H ¹	<input type="checkbox"/> 21"Wx21"H ¹	
<input type="checkbox"/> 21"Wx22"H ¹	<input type="checkbox"/> 21"Wx23"H ¹	
<input type="checkbox"/> 21"Wx24"H ¹	<input type="checkbox"/> 21"Wx25"H ¹	
<input type="checkbox"/> 21"Wx26"H ¹	<input type="checkbox"/> 22"Wx17"H ¹	
<input type="checkbox"/> 22"Wx18"H ¹	<input type="checkbox"/> 22"Wx19"H ¹	
<input type="checkbox"/> 22"Wx20"H ¹	<input type="checkbox"/> 22"Wx21"H ¹	
<input type="checkbox"/> 22"Wx22"H ¹	<input type="checkbox"/> 22"Wx23"H ¹	
<input type="checkbox"/> 22"Wx24"H	<input type="checkbox"/> 22"Wx25"H	
<input type="checkbox"/> 23"Wx17"H ¹	<input type="checkbox"/> 23"Wx18"H ¹	
<input type="checkbox"/> 23"Wx19"H ¹	<input type="checkbox"/> 23"Wx20"H ¹	
<input type="checkbox"/> 23"Wx21"H ¹	<input type="checkbox"/> 23"Wx22"H ¹	
<input type="checkbox"/> 23"Wx23"H ¹	<input type="checkbox"/> 23"Wx24"H ¹	
<input type="checkbox"/> 23"Wx25"H ¹	<input type="checkbox"/> 23"Wx26"H ¹	
<input type="checkbox"/> 24"Wx17"H ¹	<input type="checkbox"/> 24"Wx18"H ¹	
<input type="checkbox"/> 24"Wx19"H ¹	<input type="checkbox"/> 24"Wx20"H ¹	
<input type="checkbox"/> 24"Wx21"H ¹	<input type="checkbox"/> 24"Wx22"H ¹	
<input type="checkbox"/> 24"Wx23"H ¹	<input type="checkbox"/> 24"Wx24"H	
<input type="checkbox"/> 24"Wx25"H ¹		
<input type="checkbox"/> 24"Wx26"H ¹		

1. Not available with TRU-Comfort Back

Additional Synergy® Back Options		
<input type="checkbox"/> Sling Back Overall back height will be the same as back cane. Not available with flip up cantilever arms.	\$98	
<input type="checkbox"/> Omit Back	No Charge	
<input type="checkbox"/> Comfort Company Back <i>See Comfort Company order form</i>	Varies	
<input type="checkbox"/> Offset (Meso) Dual-Post, flip back armrests interfere with offset canes. Not available with attendant manual recline.	\$195	
<input type="checkbox"/> 2" (1" per side)		
<input type="checkbox"/> 4" (2" per side)		
<input type="checkbox"/> Inset (Endo) Dual-Post, flip back armrests interfere with offset canes. Not available with attendant manual recline.	\$195	
<input type="checkbox"/> 2" (1" per side)		
<input type="checkbox"/> 4" (2" per side)		

Quantum Q6 Edge with Synergy Seating

Description		Price	HCPCS Code
Lap Belts			
<input type="checkbox"/>	38" Lap Belt	Standard	
<input type="checkbox"/>	50" Lap Belt	Standard	
<input type="checkbox"/>	60" Lap Belt	Standard	
<input type="checkbox"/>	70" Lap Belt	Standard	
<input type="checkbox"/>	80" Lap Belt	Standard	
<input type="checkbox"/>	90" Lap Belt	Standard	
<input type="checkbox"/>	60" Padded Push Button, center Pull	\$115	
<input type="checkbox"/>	Large 13-19", Hip Padded, Push Button	\$92	
I-Fit Pelvic Belts			
<input type="checkbox"/>	i-Fit 60" Single Pull, Push Button, Medium (7.5") Padded, 1.5" Belt	\$86	
<input type="checkbox"/>	i-Fit 60" Single Pull, Push Button, Large (9.5") Padded, 2" Belt	\$86	
<input type="checkbox"/>	i-Fit 60" Single Pull, Push Button, Extra Large (11.5") Padded, 2" Belt	\$86	
Laterals			
<input type="checkbox"/>	 Stealth Thoracic Lateral <i>Swing-Away laterals may interfere with cantilever and 2-post, flip-up armrest. Not available w/ Back Cane Option</i>		
	Bracket:		
<input type="checkbox"/>	Swing-Away, Rail Mounts (pair)	\$450	E1028
	Pads:		
<input type="checkbox"/>	Curved Pad, 3" x 5" (pair)	\$200	E0956
<input type="checkbox"/>	Curved Pad, 4" x 6" (pair)	\$200	E0956
	Lateral Installation:		
<input type="checkbox"/>	Install		
<input type="checkbox"/>	Do not Install		
<input type="checkbox"/>	 Stealth Pelvic/Thigh Guides <i>Pelvic/Thigh guides may interfere with the joystick receiver block.</i>		
	Side:		
<input type="checkbox"/>	Left		
<input type="checkbox"/>	Right		
	Bracket:		
<input type="checkbox"/>	Flip Down (each)	\$225	E1028
<input type="checkbox"/>	Flip Down with Full Surface Contact Feature (each)	\$225	E1028
<input type="checkbox"/>	Removable (each)	\$250	E1028
<input type="checkbox"/>	Removable w/ 1" Offset (each)	\$325	E1028
	Adapter:		
<input type="checkbox"/>	2" Height Adapter Plate (each)	\$25	K0108
	<i>Height adapter is needed w/ TRU-Comfort seat cushions. Not available with the flip down bracket.</i>		
<input type="checkbox"/>	2 1/4" Adapter Plate (each) <i>Only available with the flip down full surface bracket</i>	\$50	K0108
	Pads:		
<input type="checkbox"/>	Short Pad, 4" x 4" (each)	\$50	E0956
<input type="checkbox"/>	Medium Pad, 4" x 8" (each)	\$50	E0956
<input type="checkbox"/>	Long Pad, 4" x 12" (each)	\$50	E0956
	Lateral Installation:		
<input type="checkbox"/>	Install		
<input type="checkbox"/>	Do not Install		
Additional Accessories			
<input type="checkbox"/>	Oxygen Holder <i>Not available with a Synergy Manual Tilt or Manual Recline.</i>	\$150	E2208
<input type="checkbox"/>	Weather Cover, Black	\$158	
<input type="checkbox"/>	<input type="checkbox"/> Medium <input type="checkbox"/> Large		
<input type="checkbox"/>	Cup Holder	No Charge	
<input type="checkbox"/>	<input type="checkbox"/> Left <input type="checkbox"/> Right		
<input type="checkbox"/>	Tablet Holder	\$315	
<input type="checkbox"/>	Deluxe Cellphone/Media Holder	\$140	
<input type="checkbox"/>	Transfer Bar (pair) <i>Quick Release</i>	\$175	E0750
<input type="checkbox"/>	Rear Basket	\$103	
<input type="checkbox"/>	Walker Holder	\$92	
<input type="checkbox"/>	Cane/Crutch Holder	\$98	E2207
<input type="checkbox"/>	Saddle Bag	\$28	
<input type="checkbox"/>	Flag Holder	\$17	

Quantum Q6 Edge with Synergy Seating

Description	Price	HCPCS Code
Armrests		

Armrests:

<input type="checkbox"/> Flip Back, Cane Mounted <i>Interferes with Swing-Away laterals. Not available w/ manual recline, flip forward back canes, or TRU-Comfort Back.</i>	No Charge	
<input type="checkbox"/> 2-Post, Flip-Back, Height Adjustable, Removable (each) <i>Height adjustment from 9"-13" in 1" increments. Interferes with swing-away laterals. Not available with a depth less than 16"</i>	\$150	E0973
<input type="checkbox"/> Single Post, Height Adjustable, Removable (each) <i>Height adjustment from 11" - 17" in 1/2" increments</i>	\$75	E0973
<input type="checkbox"/> Quad Release Lever		
<input type="checkbox"/> Removable, Single Post, Height Adjustable, Heavy Duty (each)	\$75	E0973
Armrest Height Package:		
<input type="checkbox"/> 8"-12" Height		
<input type="checkbox"/> 10"-14" Height		
<input type="checkbox"/> Pediatric, Removable, Height Adjustable (each) <i>Height adjustment from 7.75" - 9.75" in 1/2" increments. Not available with full length armpads.</i>	\$75	E0973
<input type="checkbox"/> Quad Release Lever		
<input type="checkbox"/> Height Adjustable, Cantilever (pair) <i>Angle adjustable: -30° through +30° Height adjustment from 11" - 17" depends on cane height. Not available with Manual Recline, Flip Forward Back Canes, Cane Clamp Pushbar, or Shape Back.</i>	\$195	

Armpad:

Left Armpad Length:

- ☐ 14"L Full Length ☐ 10"L Desk Length

Left Armpad Style:

- ☐ Straight ☐ Waterfall

- ☐ Falcon, Gel, Full Length 3"W x 14"L (each) \$92.50
☐ Mounting Plate, Full Length (each) \$56.52
☐ Falcon, Gel, Desk Length 3"W x 10"L (each) \$70.00
☐ Mounting Plate, Desk Length (each) \$56.20

Right Armpad Length:

- ☐ 14"L Full Length ☐ 10"L Desk Length


Right Armpad Style:

- ☐ Straight ☐ Waterfall

- ☐ Falcon, Gel, Full Length 3"W x 14"L (each) \$92.50
☐ Mounting Plate, Full Length (each) \$56.52
☐ Falcon, Gel, Desk Length 3"W x 10"L (each) \$70.00
☐ Mounting Plate, Desk Length (each) \$56.20

Elbow Support

See Positioning Components order form for more options

<input type="checkbox"/> 	Stealth Elbow Support (each)		
	Side:		
	<input type="checkbox"/> Bracket-Left (each)	\$175	E1028
	<input type="checkbox"/> Bracket-Right (each)	\$175	E1028
	Pad Size:		
	<input type="checkbox"/> 3"W x 3"H (each)	\$50	K0108
	<input type="checkbox"/> 4"W x 4"H (each)	\$50	K0108





Stealth i-Fit Dynamic Chest Straps

See positioning components order form for more options

<input type="checkbox"/> Upper Classic Chest Strap, Medium (IFPS1103)	\$142	E0960
<input type="checkbox"/> Upper Classic Chest Strap, Large (IFPS1104)	\$142	E0960
<input type="checkbox"/> Upper Contour Chest Strap, Medium (IFPS2103)	\$142	E0960
<input type="checkbox"/> Upper Contour Chest Strap, Large (IFPS2104)	\$142	E0960
<input type="checkbox"/> Chest Strap Medium Belt Anchor (IFPS4113)	\$90	
<input type="checkbox"/> Chest Strap Large Belt Anchor (IFPS4114)	\$90	



Quantum Q6 Edge with Synergy Seating

Description	Price	HCPCS Code
Synergy® Cushions		
<input type="checkbox"/> Matching Seat Size		
<input type="checkbox"/> Non-Matching Seat Size		
<i>Please refer to Synergy Cushion order forms for detailed pricing, sizes, codes and part #'s</i>		
Simplicity Cushion: General Use		
<input type="checkbox"/> 16" x 16" - 20" x 24"	\$98	E2601
<input type="checkbox"/> 22" x 16" - 24" x 24"	\$98	E2602
Solution® Cushion: Skin Protection & Positioning		
<input type="checkbox"/> 10" x 10" - 20" x 24"	\$380	E2607
<input type="checkbox"/> 22" x 16" - 24" x 24"	\$430	E2608
Solution® 1 Cushion: Skin Protection		
<input type="checkbox"/> 14" x 14" - 20" x 24"	\$380	E2603
<input type="checkbox"/> 22" x 16" - 24" x 24"	\$430	E2604
Spectrum® Gel Cushion: Positioning		
<input type="checkbox"/> 12" x 10" - 20" x 24"	\$480	E2605
<input type="checkbox"/> 22" x 16" - 24" x 24"	\$530	E2606
Spectrum® Foam Cushion: Skin Protection & Positioning		
<input type="checkbox"/> 10" x 10" - 20" x 24"	\$480	E2607
<input type="checkbox"/> 22" x 16" - 24" x 24"	\$530	E2608
Spectrum® Air Flat Cushion: Adjustable Skin Protection		
<input type="checkbox"/> 14" x 12" - 20" x 24"	\$480	E2622
<input type="checkbox"/> 22" x 16" - 24" x 24"	\$530	E2623
Air Tube:		
<input type="checkbox"/> Left Side		
<input type="checkbox"/> Right Side		
Spectrum® Air Contour Cushion: Adjustable Skin Protection & Positioning		
<input type="checkbox"/> 14" x 12" - 20" x 24"	\$499	E2624
<input type="checkbox"/> 22" x 16" - 24" x 24"	\$549	E2625
Air Tube:		
<input type="checkbox"/> Left Side		
<input type="checkbox"/> Right Side		
TRU-Comfort™ 2 4-Way Stretch: Skin Protection		
<input type="checkbox"/> 16" x 14" - 20" x 24"	\$380	E2603
<input type="checkbox"/> 22" x 16" - 22" x 24"	\$480	E2604
TRU-Comfort™ Accessory:		
<input type="checkbox"/> Sport Seat Cushion Cover	\$100	
<i>Available as an additional cover option for both TRU-Comfort seat cushion styles. Only available in sizes listed.</i>		
<input type="checkbox"/> 16"W x 16"D		
<input type="checkbox"/> 18"W x 18"D		
<input type="checkbox"/> 20"W x 20"D		
Headrests		
Headrest Pads		
<input type="checkbox"/> Stealth 10" Comfort Plus	\$142	E0955
<input type="checkbox"/> Stealth 14" Comfort Plus	\$142	E0955
<input type="checkbox"/> Stealth Small Contoured (9.75"W x 3"H)	\$60	E0955
<input type="checkbox"/> Stealth Large Contoured (11"W x 6"H)	\$75	E0955
Headrest Mounts		
<input type="checkbox"/> Stealth Removable Headrest Bracket	\$150	E1028
<input type="checkbox"/> Stealth's Worlds Best Removable Headrest Bracket	\$210	E1028
<input type="checkbox"/> No Bracket		
Swing-Away Headrest Mounts		
<input type="checkbox"/>  Facial Lateral, 4.5" x 2", Right Side, for Comfort Series ¹ (Stealth: CPS9-R)	\$325.00	E1028
<input type="checkbox"/>  Facial Lateral, 4.5" x 2", Left Side, for Comfort Series ¹ (Stealth: CPS9-L)	\$325.00	E1028
<input type="checkbox"/>  Facial Lateral, 4.5" x 2", Left and Right Side, for Comfort Series ¹ (Stealth: CPS9-B)	\$425.00	E1028
<input type="checkbox"/>  Egg Switch Mount (each) (Stealth: ESM)	\$50.00	
<input type="checkbox"/> Facial Pad, 6"x2" (920-Q)	\$50.00	K0108
<input type="checkbox"/> Figure 8 Bracket with 13" Rod and Egg Switch Mount	\$250.00	K0108
<input type="checkbox"/> Swing-away Joystick Mount, 18" Rod	\$250.00	K0108

1. Only available with the Stealth Products Comfort series headrests.



Quantum Q6 Edge with Synergy Seating

Description	Price	HCPCS Code
Non-Powered Legrests		
<i>All efforts will be made to accommodate legrest length selection, but minor changes may need to be made to meet shipping guidelines. Some adjustments may be needed upon receipt of the unit. Additional Foot Riggings can be found on page 11</i>		
<input type="checkbox"/> 60-90° Swing-Away Legrests <i>adjustable in 5° Increments</i>	\$162	
Rigging Selection:		
<input type="checkbox"/> Standard Matching Legrests (pair)	<input type="checkbox"/> Non-Matching Legrests (pair)	<input type="checkbox"/> Individual Legrests <i>Left or Right Only</i>
Footplate Selection:		
<input type="checkbox"/> Angle-Adjustable Footplates <i>Includes Heel Loops.</i>	\$75 ea.	K0040
<input type="checkbox"/> Standard, Extruded Footplates	No Charge	
Left Legrest:		
Lower Extensions:		
<input type="checkbox"/> 11"-13"L	<input type="checkbox"/> 15.5"-19.5"L	
<input type="checkbox"/> 13"-16.5"L		
Right Legrest:		
Lower Extensions:		
<input type="checkbox"/> 11"-13"L	<input type="checkbox"/> 15.5"-19.5"L	
<input type="checkbox"/> 13"-16.5"L		
Angle Adjustable Footplate Size:		
<input type="checkbox"/> 4"W x 6"D	<input type="checkbox"/> 5"W x 8"D	<input type="checkbox"/> 6"W x 11"D ¹
<input type="checkbox"/> 5"W x 6"D	<input type="checkbox"/> 6"W x 8"D ¹	<input type="checkbox"/> 8"W x 11"D ²
Standard, Extruded Footplate Size:		
<input type="checkbox"/> 7.25"W x 6"D	<input type="checkbox"/> 8.5"W x 6"D ¹	
Accessories:		
<input type="checkbox"/> Heel Loops (pair) <i>Standard on Angle Adjustable</i>	\$38	E0951
<input type="checkbox"/> Wheel Bumpers (pair)	\$25	
<input type="checkbox"/> Gel Neoprene Footrest Sleeve (pair)	\$80	K0108
<input type="checkbox"/> Therafin Multi-Axis Amputee Support (each) <input type="checkbox"/> Left <input type="checkbox"/> Right <i>Swing-Away legrest upper assembly and receiver is required</i>	\$230	E1020
<input type="checkbox"/> Amputee Support Gel Cover (each) <input type="checkbox"/> Left <input type="checkbox"/> Right	\$150	K0108

1. May cause interference on seat widths less than 18"
2. May cause interference on seat widths less than 20"

60-90° Swing-Away Legrest Compatibility Matrix	Synergy Seat		
	Low	Medium	High
Standard, 13" - 16.5"	!	✓	✓
Standard, 15.5" - 19.5"	!	!	!
Angle-Adjustable, 13" - 16.5"	!	✓	✓
Angle-Adjustable, 15.5" - 19.5"	!	!	!

- ☒ This rigging Configuration causes no interference issues at this seat-to-floor height.
- ☐ This rigging configuration may interfere with the ground (less than 1.75" clearance when fully extended) and will reduce obstacle climbing ability.

<input type="checkbox"/> 90° Pediatric Swing-Away Legrests	No Charge	
Rigging Selection:		
<input type="checkbox"/> Standard Matching Legrests (pair)	<input type="checkbox"/> Non-Matching Legrests (pair)	<input type="checkbox"/> Individual Legrests <i>Left or Right Only</i>
Footplate Selection:		
<input type="checkbox"/> Angle-Adjustable Footplates <i>Includes heel loops.</i>	\$75 ea.	K0040
Left Legrest:		
Lower Extensions:		
<input type="checkbox"/> 7"-10"L		
Right Legrest:		
Lower Extensions:		
<input type="checkbox"/> 7"-10"L		
Angle Adjustable Footplate Size:		
<input type="checkbox"/> 4"W x 6"D	<input type="checkbox"/> 5"W x 6"D	
Accessories:		
<input type="checkbox"/> Wheel Bumpers (pair)		\$25



Quantum Q6 Edge with Synergy Seating

Description

Price

HCPCS Code

Non-Powered Legrests (cont.)

All efforts will be made to accommodate legrest length selection, but minor changes may need to be made to meet shipping guidelines. Some adjustments may be needed upon receipt of the unit.

Pediatric Swing-Away Compatibility Matrix	Synergy Seat		
	Low	Medium	High
7"-10" Extension	✓	✓	✓

☒ This rigging Configuration causes no interference issues at this seat-to-floor height.

☐ **Elevating Legrests** \$325 E0990

Rigging Selection:

☐ Standard Matching Legrests (pair) ☐ Non-Matching Legrests (pair) ☐ Individual Legrests *Left or Right Only*

Footplate Selection:

☐ Angle-Adjustable Footplates *Includes Heel Loops.*

\$75 ea.

K0040

☐ Standard, Extruded Footplates

No Charge

Left Legrest Lower Extensions:☐ 11"-14"L¹☐ 14"-17"L¹☐ 12"-14.5"L²☐ 14.5"-18"L²**Right Legrest Lower Extensions:**☐ 11"-14"L¹☐ 14"-17"L¹☐ 12"-14.5"L²☐ 14.5"-18"L²

☐ **Angle Adjustable Footplate Size:**

Left Legrest:☐ 4"W x 6"D☐ 6"W x 8"D³☐ 5"W x 6"D☐ 6"W x 11"D³☐ 5"W x 8"D☐ 8"W x 11"D⁴**Right Legrest:**☐ 4"W x 6"D☐ 6"W x 8"D³☐ 5"W x 6"D☐ 6"W x 11"D³☐ 5"W x 8"D☐ 8"W x 11"D⁴

☐ **Standard, Extruded Footplate Size:**

Left Legrest:☐ 7.5"W x 6"D☐ 8.5"W x 6"D³**Left Legrest:**☐ 7.5"W x 6"D☐ 8.5"W x 6"D³**Accessories:**

☐ Heel Loops (pair) *Standard on Angle Adjustable and Multi-Axis footplates*

\$38

E0951

☐ Wheel Bumpers (pair)

\$25

☐ Gel Padded Adductor Buttons (pair)

\$125

K0108

1. Not available with angle adjustable footplates.

2. Not available with standard extruded footplates.

3. May cause interference on seat widths less than 18"

4. May cause interference on seat widths less than 20"

Elevating Legrest Compatibility Matrix	Synergy Seat		
	Low	Medium	High
Standard, 11" - 14"	✓	✓	✓
Standard, 14" - 17"	!	!	!
Angle-Adjustable, 12" - 14.5"	✓	✓	✓
Angle-Adjustable, 14.5" - 18"	!	!	!

☒ This rigging Configuration causes no interference issues at this seat-to-floor height.

☐ This rigging configuration may interfere with the ground (less than 1.75" clearance when fully extended) and will

☐ This rigging configuration does not work with this seat-to-floor height.



Quantum Q6 Edge with Synergy Seating

Description	Price	HCPCS Code
Non-Powered Legrests (cont.)		
<i>All efforts will be made to accommodate legrest length selection, but minor changes may need to be made to meet shipping guidelines. Some adjustments may be needed upon receipt of the unit.</i>		
<input type="checkbox"/> Heavy Duty, Drop-In, Swing Away Legrests	\$420	
Rigging Selection:		
<input type="checkbox"/> Standard Matching Legrests (pair)	<input type="checkbox"/> Non-Matching Legrests (pair)	<input type="checkbox"/> Individual Legrests <i>Left or Right Only</i>
Footplate Selection:		
<input type="checkbox"/> Angle-Adjustable Footplates <i>Includes Heel Loops.</i>	\$75 ea.	K0040
Left Legrest:		
Lower Extensions:		
<input type="checkbox"/> 12"-14.5"L	<input type="checkbox"/> 14.5"-18"L	
Right Legrest:		
Lower Extensions:		
<input type="checkbox"/> 12"-14.5"L	<input type="checkbox"/> 14.5"-18"L	
<input type="checkbox"/> Angle Adjustable Footplate Size:		
Left Legrest		
<input type="checkbox"/> 4"W x 6"D	<input type="checkbox"/> 6"W x 8"D ¹	
<input type="checkbox"/> 5"W x 6"D	<input type="checkbox"/> 6"W x 11"D ¹	
<input type="checkbox"/> 5"W x 8"D	<input type="checkbox"/> 8"W x 11"D ²	
Right Legrest		
<input type="checkbox"/> 4"W x 6"D	<input type="checkbox"/> 6"W x 8"D ¹	
<input type="checkbox"/> 5"W x 6"D	<input type="checkbox"/> 6"W x 11"D ¹	
<input type="checkbox"/> 5"W x 8"D	<input type="checkbox"/> 8"W x 11"D ²	
Accessories:		
<input type="checkbox"/> Wheel Bumpers (pair)	\$25	



1. May cause interference on seat widths less than 18"

2. May cause interference on seat widths less than 20"




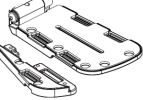
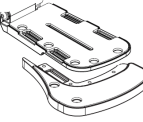
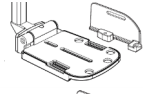

Heavy Duty Drop-In Compatibility Matrix	Synergy Seat		
	Low	Medium	High
12" - 14.5" Extension	✓	✓	✓
14.5" - 18" Extension	!	!	!

☒ This rigging Configuration causes no interference issues at this seat-to-floor height.☐ This rigging configuration may interfere with the ground (less than 1.75" clearance when fully extended) and will reduce obstacle climbing ability.

Additional Foot Rigging Accessories

<input type="checkbox"/>		Stealth Foot Boxes (pair)		\$475	K0108
		<input type="checkbox"/> Small <input type="checkbox"/> Medium <input type="checkbox"/> Large			
<input type="checkbox"/>		Stealth Padded Shoe Holders (pair)		\$266	K0108
		<input type="checkbox"/> Small <input type="checkbox"/> Medium <input type="checkbox"/> X-Large			

Quantum Q6 Edge with Synergy Seating

Description	Price	HCPCS Code
Center Mount Foot Platforms		
<i>All efforts will be made to accommodate legrest length selection, but minor changes may be needed to be made to meet shipping guidelines. Some adjustment may be needed upon receipt of unit.</i>		
<input type="checkbox"/> Adjustable Center Mount Foot Platform Includes 10"W x 11"D Split Footplates	\$250	
<input type="checkbox"/> Center Mount Power Articulating Foot Platform Includes 10"W x 11"D Split Footplates	\$2,995	See note ²
Extensions:		
<input type="checkbox"/> 10-16"L <input type="checkbox"/> 13-19"L		
Footplates:		
<input type="checkbox"/>  10"W x 11"D Split Footplates	Standard	
<input type="checkbox"/>  10"W x 8"D Split Footplates	No Charge	
<input type="checkbox"/>  10"W x 6"D Split Footplates	No Charge	
Calf Supports:		
<input type="checkbox"/> Calf Pads (pair)		
<input type="checkbox"/> Small ¹ (6"H x 6"W)	\$150	
<input type="checkbox"/> Large ¹ (8"H x 8"W, tapered to 6"W)	\$150	
<input type="checkbox"/> Calf Pad Covers (pair) (1/2" Soft Visco Foam)		
<input type="checkbox"/> Air Mesh	\$120	
<input type="checkbox"/> Reversed Dartex	\$120	
<input type="checkbox"/> Calf Panel (each)		
<input type="checkbox"/> Small (8"H x 18"W)	\$150	
<input type="checkbox"/> Large (8"H x 24"W)	\$200	
<i>Only available on 20"W or greater.</i>		
<input type="checkbox"/> Calf Panel Covers (1/2" Soft Visco Foam)		
<input type="checkbox"/> Air Mesh	\$120	
<input type="checkbox"/> Reversed Dartex	\$120	
Optional Modular Footplate Extension Components/Kits:		
<i>Assembly required. May require seating configuration adjustments to avoid front caster interference.</i>		
<input type="checkbox"/>  4" Width Extension Kit	\$50	
<input type="checkbox"/>  2" Bell Shaped, Length Extension Kit	\$50	
<input type="checkbox"/>  4" Side Guard (Available with 6" D Footplates)	\$50	
<input type="checkbox"/>  6" Side Guard (Available with 8" and 11"D Footplates)	\$50	
Additional Optional Accessories:		
<input type="checkbox"/> Wheel Bumpers (pair)	\$25	
<input type="checkbox"/> Footplate Connector	\$15	

1. Comes standard with articulating foot platform.

2. Please verify the appropriate billing code to be used for this item with all third-party payors.



Quantum Q6 Edge with Synergy Seating

Description**Price****HCPCS Code**

Adjustable Center Mount Foot Platform Compatibility Matrix	Synergy Seat		
	Low	Medium	High
10"-16" Extension	!	✓	✓
13"-19" Extension	!	!	!

Powered Elevating Legrests

All efforts will be made to accommodate legrest length selection, but minor changes may need to be made to meet shipping guidelines. Some adjustments may be needed upon receipt of the unit.



70° Power Articulating Swing-Away Legrests 4" articulation range

\$2,395

E1010

Use code K0108 for an individual legrest.

Rigging Selection:

☐ Standard Matching Legrests (pair) ☐ Non-Matching Legrests (pair) ☐ Individual Legrests Left or Right Only

Operation Method:

☐ Independent ☐ Combined

Footplate Selection:

☐ Angle Adjustable Footplates Includes heel loops.

Left Legrest Lower Extensions:

☐ 11"-13"L ☐ 14.5"-18"L

Right Legrest Lower Extensions:

☐ 11"-13"L ☐ 14.5"-18"L

**Angle Adjustable Footplate Size:**

☐ 4"W x 6"D ☐ 5"W x 8"D ☐ 6"W x 11"D¹
☐ 5"W x 6"D ☐ 6"W x 8"D² ☐ 8"W x 11"D²

☐ 4"W x 6"D ☐ 5"W x 8"D ☐ 6"W x 11"D¹
☐ 5"W x 6"D ☐ 6"W x 8"D² ☐ 8"W x 11"D²

No Charge

Accessories:

Small Calf Pad (pair) 5.35"W - 6"H

No Charge



Large Calf Pad (pair) 5.86"W x 8"H

No Charge



Gel Padded Knee Adductor Buttons (pair)

\$125

K0108

1. May cause interference on seat widths less than 18"

2. May cause interference on seat widths less than 20"

Power Elevating Legrest Compatibility Matrix	Synergy Seat		
	Low	Medium	High
Angle-Adjustable, 11" - 13"	✓	✓	✓
Angle-Adjustable, 14.5" - 18"	!	!	!
Angle-Adjustable, 17.5" - 21"	X	X	X



This rigging Configuration causes no interference issues at this seat-to-floor height.



This rigging configuration may interfere with the ground (less than 1.75" clearance when fully extended) and will reduce obstacle climbing ability.



This rigging configuration does not work with this seat-to-floor height.

ISO 7176-19 Compliant Transit Kit Info Q6 Edge

THIS SECTION MUST BE READ

The Transit Securement Package, when used in conjunction with a wheelchair in the specific configuration of a 18"x20" seat size, with 25" high back canes, Full-length height-adjustable single post armrests, Synergy back 25"h, and style 8 swing away legrests and extruded footplates and heel loops, conforms with the standard of ANSI/RESNA WC/Vol. 4, Section 19, for the purpose of enabling wheelchairs to be secured in certain types of motor vehicles. The Transit Securement Package, including manufacturer-installed front and rear securement brackets and pelvic belt anchoring brackets, has been crash tested in accordance with ANSI/RESNA WC/Vol. 4, Section 19, Frontal Impact Test, with a 168-lbs. (76.2 kg) surrogate occupant corresponding to a user weight range of 115 lbs. (52.16 kg) to 210 lbs. (95.25 kg). While the Transit Securement Package is compatible with additional seat sizes, optional components, and varied configurations, and provides designated securement points, Pride Mobility makes no claims that any other components or configurations have been tested beyond the above described ANSI/RESNA conforming configuration. Please refer to the Transit Securement Package supplement (part number INFMANU3658) for additional information.

RULES:

- All options are available when unoccupied.

Notes when selecting ISO 7176-19 compliant transit kit:

- It is recommended that usable back height be 2" lower than shoulder height.
- Available on Synergy Seat up to 20W x 20D
- Power AFP, ALRs & ELRs are N/A
- All legrests must have heel loops
- Synergy manual seating is N/A
- TRU-Balance Power Positioning seating, options and accessories are N/A
- TRU-Comfort seat cushion is N/A
- Contoured seating is N/A
- Specialty seating is N/A
- Vent option is N/A
- Omit Back option is N/A