

Quantum® Q6 Edge with
TB3 Power Positioning ODJFS Only
Group 3



QUANTUM REHAB®

Pride Mobility Products Corporation®
182 Susquehanna Ave., Exeter, PA 18643
Phone: (866) 800-2002 • Fax: (866) 707-3422
Email: quantumorders@pridemobility.com

Discount: _____
Terms: _____
Freight: _____
Taken By: _____

Account Number: _____
Provider Name: _____
Contact: _____
Phone: _____ Fax: _____
Email: _____
Date: _____
PO#: _____
Marked For: _____
Ship to Address: _____
City: _____ State: _____ Zip: _____

Note Section

For Quantum Use:

For Provider Use:

Set-to-Spec

This section must be filled out, otherwise the selection will default to the mid-range measurements.

Provide back height, armrest height, center mount height and legrest height.

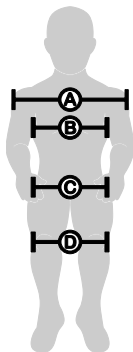
Set Back Height: _____

Set Armrest Height Left: _____ Right: _____

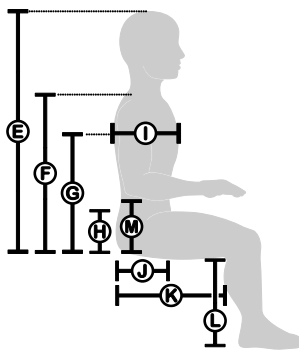
Set Center Mount Length: _____

Set Legrest Length Left: _____ Right: _____

Height: _____ Weight: _____



A. Shoulder Width _____
B. Chest Width _____
C. Hip Width _____
D. External Knee Width _____



E. Maximum Sitting Height _____
F. Shoulder Height _____
G. Axilla Height _____
H. PSIS Height _____
I. Trunk Depth _____
J. Ischial Depth _____
K. Thigh Depth _____
L. Lower Leg Length _____
M. Elbow Height _____










































DME providers are responsible for determining appropriate billing codes when submitting for insurance reimbursement. HCPCS codes should not be considered as legal advice. All prices are MSRP.



Quantum Q6 Edge with TRU-Balance®3 Power Positioning


Description	Price	HCPCS Code
Base Model		
<input type="checkbox"/> Quantum Q6 Edge 3SP-SS <i>Single power option. 300 lbs. wt capacity. Comes standard with 5 mph programmable motors, 8 amp off board charger. Dimensions of base without legrests are 24" W x 35.5" L.</i>	\$6,508	K0856/K0011 MFG Sugg
<input type="checkbox"/> Quantum Q6 Edge 3MP-SS <i>Multiple power option base. 300 lbs. wt capacity. Comes standard with 5 mph programmable motors, 8 amp off board charger. Dimensions of base without legrests are 24" W x 35.5" L.</i>	\$6,308	K0861/K0011 MFG Sugg
Colors		
Metallic Colors:		
<input type="checkbox"/> ● Black	<input type="checkbox"/> ● Silver	<input type="checkbox"/> ● Candy Apple Red
<input type="checkbox"/> ● Orion Yellow	<input type="checkbox"/> ● Sunburst Orange	<input type="checkbox"/> ● Pearl Pink
<input type="checkbox"/> ● True Blue	<input type="checkbox"/> ● Emerald Green	<input type="checkbox"/> ● Sapphire Blue
<input type="checkbox"/> ● Viper Blue		
Patterns: \$800 <i>(Available through SOF)</i>		
<input type="checkbox"/> Mossy Oak		
Motor Upgrades		
<input type="checkbox"/> Community Use Package <i>300 lbs. Weight Capacity; 4-Pole High Speed Motor Package; 4" wide flat free, or pneumatic, knobby, extended traction tires. Increases overall base width by 1.5"</i>	\$2,125	
<input type="checkbox"/> High Speed Motor Package <i>Programmable speed up to 6 Miles per Hour; High Speed Motors decrease per-charge range.</i>	\$1,574	
<input type="checkbox"/> Accu-Trac Motor Technology <i>Programmable speed up to 6 Miles per Hour; Delivers Enhanced Traction and Tracking, Especially with Switched Drive Controls. Requires Q-Logic 2 EX.</i>	\$1,295	K0108
Base Mounted Foot Platform		
<input type="checkbox"/> Base Mounted Foot Platform <i>(Not available with center mount foot platforms)</i>	Standard	
<input type="checkbox"/> Bell Shaped Foot Platform <i>(10.12" Tapering to 14"W x 13"D)</i>	\$235	
Drive Wheels		
<input type="checkbox"/> 3" x 14" Flat Free	Standard	
<input type="checkbox"/> 4" x 14" Flat Free, Knobby, Extended Traction Tires <i>Increases overall base width by 1.5"</i>	\$551	
<input type="checkbox"/> 3" x 14" Pneumatic	No Charge	
<input type="checkbox"/> 4" x 14" Pneumatic, Knobby, Extended Traction Tires <i>Increases overall base width by 1.5"</i>	\$551	
Rim Color Options:		
<input type="checkbox"/> ● Silver <i>Standard</i>	<input type="checkbox"/> Matching	<input type="checkbox"/> Non-Matching
Rim Color: \$50 <i>(Available through SOF, not available with 4"W tires)</i>		
<input type="checkbox"/> ● Black	<input type="checkbox"/> ● Sunburst Orange	<input type="checkbox"/> ● Pearl Pink
<input type="checkbox"/> ● Orion Yellow	<input type="checkbox"/> ● Candy Apple Red	<input type="checkbox"/> ● True Blue
<input type="checkbox"/> ● Emerald Green	<input type="checkbox"/> ● Sapphire Blue	<input type="checkbox"/> ● Viper Blue
Batteries		
<input type="checkbox"/> NF-22, 50 Amp Batteries		
<input type="checkbox"/> Maintenance Free AGM <i>(UPG)</i>	\$295 ea.	E2361
<input type="checkbox"/> Maintenance Free AGM <i>(MK)</i>	\$295 ea.	E2361
<input type="checkbox"/> Maintenance Free Gel Cell <i>(UPG)</i>	\$295 ea.	E2361
<input type="checkbox"/> Maintenance Free Gel Cell <i>(MK)</i>	\$295 ea.	E2361
<input type="checkbox"/> No Batteries		
Installation:		
<input type="checkbox"/> Batteries Installed	<input type="checkbox"/> Do Not Install	
Rear Caster Beam		
<input type="checkbox"/> Split Caster Beam	Standard	
<input type="checkbox"/> Extended Rear Beam <i>For Future Rear Accessory Upgrades; Automatically included with vent tray.</i>	No Charge	
LED Light Package		
<input type="checkbox"/> Through Q-Logic 2 EX or NE+ 8-Key w/ Lights	\$995	

Quantum Q6 Edge with TRU-Balance®3 Power Positioning

Description	Price	HCPCS Code
Non-Expandable Controls		
<input type="checkbox"/>  75 Amp NE	Standard	
<input type="checkbox"/>  75 Amp NE+ 6-Key on Tilt Only <i>For up to 2 actuators through joystick on single power base only</i>	No Charge	
<input type="checkbox"/>  75 Amp NE+ 6-Key <i>For up to 2 Actuators through joystick</i>	\$200	
<input type="checkbox"/>  75 Amp NE+ 8-Key <i>For Lights</i>	\$400	
Expandable Controls		
<input type="checkbox"/>  100 Amp Q-Logic 2 EX Controller <i>Required with Q-Logic Electronics</i>	\$695	E2377
<input type="checkbox"/>  Expandable Controller Harness <i>Required with Q-Logic Electronics</i>	\$425	E2313
<input type="checkbox"/>  Q-Logic 2 EX Joystick	\$700	
<input type="checkbox"/>  Q-Logic 2 EX Joystick <i>For Lights</i>	\$700	
Q-Logic Color Shroud Options: <input type="checkbox"/>  Black Soft Touch Standard <input type="checkbox"/> Matching <input type="checkbox"/> Non-Matching		
Joystick Color Shroud: \$50 <input type="checkbox"/>  Black <input type="checkbox"/>  Silver <input type="checkbox"/>  Candy Apple Red <input type="checkbox"/>  True Blue <input type="checkbox"/>  Sapphire Blue		
<input type="checkbox"/>  Orion Yellow <input type="checkbox"/>  Sunburst Orange <input type="checkbox"/>  Pearl Pink <input type="checkbox"/>  Emerald Green <input type="checkbox"/>  Viper Blue		
<input type="checkbox"/>  Stand Alone Joystick with External Charger Port	\$700	
Features: <ul style="list-style-type: none"> Up to 3 drive profiles and 1 seating profile when used alone. Use in conjunction w/ enhanced display for up to 5 profiles. Auxiliary functions including Bluetooth Mouse and IR. 		
<input type="checkbox"/>  Q-Logic 2 Enhanced Display Kit	\$1,884.93	
Includes: <ul style="list-style-type: none"> Enhanced Display Flexible Gooseneck Gooseneck Mounting Bracket 		
Features: <ul style="list-style-type: none"> Specialty controls interface w/ 3.5" LCD display Up to 5 profiles to control drive, seat and auxiliary functions Integrated single switch scanner, Bluetooth mouse emulator and IR controls Bluetooth connectivity for mobile devices 		
Enhanced Display Color Options: <input type="checkbox"/>  Black Soft Touch Standard <input type="checkbox"/> Matching <input type="checkbox"/> Non-Matching		
Display Color Shroud: \$50 <input type="checkbox"/>  Black <input type="checkbox"/>  Silver <input type="checkbox"/>  Candy Apple Red <input type="checkbox"/>  True Blue <input type="checkbox"/>  Sapphire Blue		
<input type="checkbox"/>  Orion Yellow <input type="checkbox"/>  Sunburst Orange <input type="checkbox"/>  Pearl Pink <input type="checkbox"/>  Emerald Green <input type="checkbox"/>  Viper Blue		
<input type="checkbox"/>  Adult i-Drive Tri Array Series, 3-Switch w/ Egg Switch for Mode	\$4,175	E2330
Stealth: IDH200-1 Features: <ul style="list-style-type: none"> 3 embedded proximity sensors for drive control, and an egg switch for mode change 		
<input type="checkbox"/>  Egg Switches	\$77	
<input type="checkbox"/>  Red Stealth: ESRED <input type="checkbox"/>  Black Stealth: ESBK <input type="checkbox"/>  Yellow Stealth: ESYEL		
<input type="checkbox"/>  Blue Stealth: ESBLU <input type="checkbox"/>  Green Stealth: ESGRN		
<input type="checkbox"/>  USB Mobile Device Charger	\$175	
Available with NE, NE+ and Q-Logic 2 EX controllers; Can only charge 1 device at a time. A multiplier harness is required with all Static and Tilt only seating systems. The selection of more than 3 modules requires an additional multiplier.		
<input type="checkbox"/>  SCIM Module Kit	\$575	
Allows use of joystick display for specialty controls; Up to 5 profiles to control drive, seat and auxiliary functions; Excludes sip-n-puff and single switch functions; A switch is required to operate the input device attached to the SCIM module; Includes accessory bar on TB3; <i>Only available with Q-Logic 2.</i>		
<input type="checkbox"/> Click Here for Alternative Drive Devices		







Quantum Q6 Edge with TRU-Balance®3 Power Positioning

Description	Price	HCPCS Code
Joystick Handles		
<input type="checkbox"/> Standard Carrot Handle	Standard	
<input type="checkbox"/> Mushroom Handle	\$71	E2323
<input type="checkbox"/> T-Bar	\$107	E2323
<input type="checkbox"/> Chin Cup <i>Use HCPCS Code E2323 when Chin Cup not used in conjunction with a chin control.</i>	\$71	E2324
<input type="checkbox"/> Extended I-Handle	\$71	E2323
<input type="checkbox"/> Soft Ball Handle	\$50	E2323
<input type="checkbox"/> Medium Ball Handle	\$50	E2323
<input type="checkbox"/> Bodypoint 3 Inch Goal Post Handle	\$69	E2323
<input type="checkbox"/> Bodypoint 4 Inch Goal Post Handle	\$69	E2323
Joystick Mounting Brackets		
<input type="checkbox"/> Fixed, Inline <i>Not available with Q-Logic 2 EX Stand Alone Joystick.</i>	Standard	
<input type="checkbox"/> Left <input type="checkbox"/> Right		
<input type="checkbox"/> Swing-Away	\$245	E1028
<input type="checkbox"/> Left <input type="checkbox"/> Right		
<input type="checkbox"/> Inline <input type="checkbox"/> Offset		
<input type="checkbox"/> Retractable Swing-Away Joystick Arm Kit <i>Full 180° Movement</i>	\$250	E1028
<input type="checkbox"/> Left <input type="checkbox"/> Right		
<input type="checkbox"/> Multi-Axis	\$100	E1028
<input type="checkbox"/> Left <input type="checkbox"/> Right		
<input type="checkbox"/> No Joystick Mount		
Programming		
<input type="checkbox"/>  Q-Logic EX/NE Programmer	\$545	
<input type="checkbox"/> Q-Logic PC Programming Disk w/ Cable <i>Works with Q-Logic 2 EX only.</i>	\$750	
TRU-Balance®3 Power Positioning		
<input type="checkbox"/> Tru-Balance®3 Power Tilt <i>50 degree center of gravity (CG) power tilt seating system</i>	\$6,995	E1002
<input type="checkbox"/> Tru-Balance®3 Power Recline <i>175 degrees of power recline</i>	\$7,595	E1004
<input type="checkbox"/> Tru-Balance®3 Power Tilt & Recline	\$11,895	E1007
<input type="checkbox"/> Add Attendant Control <i>50 Degree center of gravity (CG) power tilt seating system with 175 degrees of power recline; Full drive lock-out at 20 degrees. No charge with Alternative Drive Controls when ordering Q-Logic Display or SCIM module</i>	\$500	E2331
Power Lift Option:		
<input type="checkbox"/> Tru-Balance®3 10" Lift	\$2,295	E2300
<i>10" of scissor lift. Requires Q-Logic. Not available with manual recline back.</i>		
Transit Kit		
<input type="checkbox"/> Transit Loop Option	No Charge	
<i>This option is to be used unoccupied. Lowest seat to floor height is not achievable with this option.</i>		
<input type="checkbox"/> WC-19 Occupied Transit Option	\$200	
<i>To determine if your chair is WC-19 Compliant (Occupied) please refer to website http://www.ercwts.org</i>		
TRU-Balance®3 Manual Positioning Option		
<input type="checkbox"/> Attendant Manual Recline	\$500	E1226
<i>Available w/ Tilt only. N/A w/ NE Tilt through toggle, AFP or Back Cane Option. Push handles are required.</i>		



Quantum Q6 Edge with TRU-Balance®3 Power Positioning

Description	Price	HCPCS Code
Power Positioning Electronics		
Single Actuator Electronics:		
<input type="checkbox"/> Through Toggle Box <i>Tilt Only. Manual Recline back is not available through NE tilt through toggle.</i>	No Charge	
<input type="checkbox"/> Left Mount <input type="checkbox"/> Right Mount		
<input type="checkbox"/> Through NE+ 6 Key	\$1,895	E2310
<input type="checkbox"/> Through Q-Logic 2 EX Controller	\$1,895	E2310
<input type="checkbox"/>  Through Q-Logic 2 EX Controller and Single Function with 4-Button Actuator <i>Includes AAM and 4-Button actuator module. Only available with TB3 armrests.</i>	\$2,895	E2310
<input type="checkbox"/> Left Mount <input type="checkbox"/> Right Mount		
Dual Actuator Electronics:		
<input type="checkbox"/> Through NE+ 6-Key Controller	\$1,895/\$2,895	E2310/E2311 ¹
Multiple Actuator Electronics:		
<input type="checkbox"/> Through Q-Logic 2 EX Controller	\$2,895	E2311
<input type="checkbox"/>  Through Q-Logic 2 EX Controller and 4-Button Actuator <i>Mounts to same side as controller</i> <i>Includes AAM and 4-Button actuator module. Only available with TB3 armrests.</i>	\$2,895	E2311
<input type="checkbox"/> Left Mount <input type="checkbox"/> Right Mount		
<input type="checkbox"/>  Q-Logic 2 EX Through 4-way Toggle ²	\$2,895	
<input type="checkbox"/> Left Mount <input type="checkbox"/> Right Mount		
<input type="checkbox"/>  Q-Logic 2 EX Through 4-way Button Toggle ²	\$2,895	
<input type="checkbox"/> Left Mount <input type="checkbox"/> Right Mount		

1. HCPCS codes apply to covered actuators only.

2. Bracket mounts to the outside of the armpad.

TRU-Balance®3 Seat Specifications

Seat Width:				Seat Depth:			
<input type="checkbox"/> 12"W ¹	<input type="checkbox"/> 15"W ²	<input type="checkbox"/> 18"W	<input type="checkbox"/> 21"W	<input type="checkbox"/> 12"D	<input type="checkbox"/> 15"D	<input type="checkbox"/> 18"D	<input type="checkbox"/> 21"D
<input type="checkbox"/> 13"W ²	<input type="checkbox"/> 16"W	<input type="checkbox"/> 19"W	<input type="checkbox"/> 22"W	<input type="checkbox"/> 13"D	<input type="checkbox"/> 16"D	<input type="checkbox"/> 19"D	<input type="checkbox"/> 22"D
<input type="checkbox"/> 14"W	<input type="checkbox"/> 17"W	<input type="checkbox"/> 20"W		<input type="checkbox"/> 14"D	<input type="checkbox"/> 17"D	<input type="checkbox"/> 20"D	
Seat Width Package:				Seat Depth Package:			
<input type="checkbox"/> 12"W-16"W	<input type="checkbox"/> 16"W-20"W	<input type="checkbox"/> 20"W-24"W		<input type="checkbox"/> 12"D-16"D	<input type="checkbox"/> 16"D-20"D	<input type="checkbox"/> 20"D-24"D	

1. 16" - 17" depth is not available

2. Only available with non-matching back width

TRU-Balance®3 Seat to Floor Height



Tilt or Tilt/Recline:	Recline:	Lift:
<input type="checkbox"/> 17.5" Seat to Floor	<input type="checkbox"/> 16.5" Seat to Floor	<input type="checkbox"/> 18" Seat to Floor
<input type="checkbox"/> 18.5" Seat to Floor	<input type="checkbox"/> 17.5" Seat to Floor	<input type="checkbox"/> 19" Seat to Floor
<input type="checkbox"/> 19.5" Seat to Floor	<input type="checkbox"/> 18.5" Seat to Floor	<input type="checkbox"/> 20" Seat to Floor

TRU-Balance®3 TILT Back Type



<input type="checkbox"/> Static Back	Standard
<input type="checkbox"/> Flip Forward Back <i>Only available with 2-post, flip back or pediatric armrest. Not available on 12"-14" widths or with attendant manual recline.</i>	\$150
<input type="checkbox"/> Back Cane Option <i>Only available with "Omit Back" and 2-post, flip back or pediatric armrests. Not available with recline.</i>	(-\$125)
Back Cane Type:	
<input type="checkbox"/> Angle Adjustable	Standard
<input type="checkbox"/> Flip Forward	\$25
<input type="checkbox"/> 1" Endo	\$35
<input type="checkbox"/> 2" Endo	\$35
Back Cane Height:	
<input type="checkbox"/> 16"H	<input type="checkbox"/> 17"H
<input type="checkbox"/> 20"H	<input type="checkbox"/> 21"H
<input type="checkbox"/> 24"H	<input type="checkbox"/> 25"H



Quantum Q6 Edge with TRU-Balance®3 Power Positioning

Description	Price	HCPSC Code
TRU-Balance®3 TILT Back Specifications		
+/-4" of Seat Width. Odd heights = 4" Gap, even heights = 3" gap. Measurements listed is overall back height.		
<input type="checkbox"/>  TRU-Comfort Back <input type="checkbox"/> 4-way stretch <input type="checkbox"/> Air mesh <input type="checkbox"/> 20"W or less <input type="checkbox"/> 22"W or greater	\$595	E2620
<input type="checkbox"/>  Sport Back Size:	\$695	E2621
<div> <input type="checkbox"/> 12"Wx14"H <input type="checkbox"/> 17"Wx16"H <input type="checkbox"/> 18"Wx20"H <input type="checkbox"/> 19"Wx22"H <input type="checkbox"/> 21"Wx16"H¹ <input type="checkbox"/> 22"Wx18"H <input type="checkbox"/> 23"Wx22"H¹ <input type="checkbox"/> 12"Wx15"H <input type="checkbox"/> 17"Wx17"H <input type="checkbox"/> 18"Wx21"H <input type="checkbox"/> 19"Wx23"H <input type="checkbox"/> 21"Wx17"H¹ <input type="checkbox"/> 22"Wx19"H <input type="checkbox"/> 23"Wx23"H¹ <input type="checkbox"/> 14"Wx16"H <input type="checkbox"/> 17"Wx18"H <input type="checkbox"/> 18"Wx22"H <input type="checkbox"/> 20"Wx16"H <input type="checkbox"/> 21"Wx18"H¹ <input type="checkbox"/> 22"Wx20"H <input type="checkbox"/> 24"Wx16"H <input type="checkbox"/> 14"Wx17"H <input type="checkbox"/> 17"Wx19"H <input type="checkbox"/> 18"Wx23"H <input type="checkbox"/> 20"Wx17"H <input type="checkbox"/> 21"Wx19"H¹ <input type="checkbox"/> 22"Wx21"H <input type="checkbox"/> 24"Wx17"H <input type="checkbox"/> 16"Wx16"H <input type="checkbox"/> 17"Wx20"H <input type="checkbox"/> 18"Wx24"H <input type="checkbox"/> 20"Wx18"H <input type="checkbox"/> 21"Wx20"H¹ <input type="checkbox"/> 22"Wx22"H <input type="checkbox"/> 24"Wx18"H <input type="checkbox"/> 16"Wx17"H <input type="checkbox"/> 17"Wx21"H <input type="checkbox"/> 18"Wx25"H <input type="checkbox"/> 20"Wx19"H <input type="checkbox"/> 21"Wx21"H¹ <input type="checkbox"/> 22"Wx23"H <input type="checkbox"/> 24"Wx19"H <input type="checkbox"/> 16"Wx18"H <input type="checkbox"/> 17"Wx22"H <input type="checkbox"/> 19"Wx16"H <input type="checkbox"/> 20"Wx20"H <input type="checkbox"/> 21"Wx22"H¹ <input type="checkbox"/> 23"Wx16"H¹ <input type="checkbox"/> 24"Wx20"H <input type="checkbox"/> 16"Wx19"H <input type="checkbox"/> 17"Wx23"H <input type="checkbox"/> 19"Wx17"H <input type="checkbox"/> 20"Wx21"H <input type="checkbox"/> 21"Wx23"H¹ <input type="checkbox"/> 23"Wx17"H¹ <input type="checkbox"/> 24"Wx21"H <input type="checkbox"/> 16"Wx20"H <input type="checkbox"/> 18"Wx16"H <input type="checkbox"/> 19"Wx18"H <input type="checkbox"/> 20"Wx22"H <input type="checkbox"/> 21"Wx24"H¹ <input type="checkbox"/> 23"Wx18"H¹ <input type="checkbox"/> 24"Wx22"H <input type="checkbox"/> 16"Wx21"H <input type="checkbox"/> 18"Wx17"H <input type="checkbox"/> 19"Wx19"H <input type="checkbox"/> 20"Wx23"H <input type="checkbox"/> 21"Wx25"H¹ <input type="checkbox"/> 23"Wx19"H¹ <input type="checkbox"/> 24"Wx23"H <input type="checkbox"/> 16"Wx22"H <input type="checkbox"/> 18"Wx18"H <input type="checkbox"/> 19"Wx20"H <input type="checkbox"/> 20"Wx24"H <input type="checkbox"/> 22"Wx16"H <input type="checkbox"/> 23"Wx20"H¹ <input type="checkbox"/> 16"Wx23"H <input type="checkbox"/> 18"Wx19"H <input type="checkbox"/> 19"Wx21"H <input type="checkbox"/> 20"Wx25"H <input type="checkbox"/> 22"Wx17"H <input type="checkbox"/> 23"Wx21"H¹ </div>		
Back Width Package: <input type="checkbox"/> 10"W-14"W <input type="checkbox"/> 16"W-20"W <input type="checkbox"/> 20"W-24"W <input type="checkbox"/> 25"W-28"W		



1. Not available with TRU-Comfort Back

TRU-Balance®3 RECLINE OR TILT/RECLINE Back Specifications		
+/-4" of Seat Width. Odd heights = 6" Gap, even heights = 7" gap. Measurements listed is overall back height.		
<input type="checkbox"/>  TRU-Comfort Back <input type="checkbox"/> 4-way stretch <input type="checkbox"/> Air mesh <input type="checkbox"/> 20"W or less <input type="checkbox"/> 22"W or greater	\$595	E2620
<input type="checkbox"/>  Sport Back Size:	\$695	E2621
<div> <input type="checkbox"/> 12"Wx19"H¹ <input type="checkbox"/> 17"Wx19"H <input type="checkbox"/> 18"Wx23"H <input type="checkbox"/> 19"Wx25"H <input type="checkbox"/> 21"Wx19"H¹ <input type="checkbox"/> 22"Wx21"H <input type="checkbox"/> 23"Wx25"H¹ <input type="checkbox"/> 12"Wx20"H¹ <input type="checkbox"/> 17"Wx20"H <input type="checkbox"/> 18"Wx24"H <input type="checkbox"/> 19"Wx26"H <input type="checkbox"/> 21"Wx20"H¹ <input type="checkbox"/> 22"Wx22"H <input type="checkbox"/> 23"Wx26"H¹ <input type="checkbox"/> 14"Wx19"H <input type="checkbox"/> 17"Wx21"H <input type="checkbox"/> 18"Wx25"H <input type="checkbox"/> 20"Wx19"H <input type="checkbox"/> 21"Wx21"H¹ <input type="checkbox"/> 22"Wx23"H <input type="checkbox"/> 23"Wx27"H¹ <input type="checkbox"/> 14"Wx20"H <input type="checkbox"/> 17"Wx22"H <input type="checkbox"/> 18"Wx26"H <input type="checkbox"/> 20"Wx20"H <input type="checkbox"/> 21"Wx22"H¹ <input type="checkbox"/> 22"Wx24"H <input type="checkbox"/> 23"Wx28"H¹ <input type="checkbox"/> 16"Wx19"H <input type="checkbox"/> 17"Wx23"H <input type="checkbox"/> 18"Wx27"H <input type="checkbox"/> 20"Wx21"H <input type="checkbox"/> 21"Wx23"H¹ <input type="checkbox"/> 22"Wx25"H <input type="checkbox"/> 24"Wx19"H <input type="checkbox"/> 16"Wx20"H <input type="checkbox"/> 17"Wx24"H <input type="checkbox"/> 18"Wx28"H <input type="checkbox"/> 20"Wx22"H <input type="checkbox"/> 21"Wx24"H¹ <input type="checkbox"/> 22"Wx26"H <input type="checkbox"/> 24"Wx20"H <input type="checkbox"/> 16"Wx21"H <input type="checkbox"/> 17"Wx25"H <input type="checkbox"/> 19"Wx19"H <input type="checkbox"/> 20"Wx23"H <input type="checkbox"/> 21"Wx25"H¹ <input type="checkbox"/> 23"Wx19"H¹ <input type="checkbox"/> 24"Wx21"H <input type="checkbox"/> 16"Wx22"H <input type="checkbox"/> 17"Wx26"H <input type="checkbox"/> 19"Wx20"H <input type="checkbox"/> 20"Wx24"H <input type="checkbox"/> 21"Wx26"H¹ <input type="checkbox"/> 23"Wx20"H¹ <input type="checkbox"/> 24"Wx22"H <input type="checkbox"/> 16"Wx23"H <input type="checkbox"/> 18"Wx19"H <input type="checkbox"/> 19"Wx21"H <input type="checkbox"/> 20"Wx25"H <input type="checkbox"/> 21"Wx27"H¹ <input type="checkbox"/> 23"Wx21"H¹ <input type="checkbox"/> 24"Wx23"H <input type="checkbox"/> 16"Wx24"H <input type="checkbox"/> 18"Wx20"H <input type="checkbox"/> 19"Wx22"H <input type="checkbox"/> 20"Wx26"H <input type="checkbox"/> 21"Wx28"H¹ <input type="checkbox"/> 23"Wx22"H¹ <input type="checkbox"/> 24"Wx24"H <input type="checkbox"/> 16"Wx25"H <input type="checkbox"/> 18"Wx21"H <input type="checkbox"/> 19"Wx23"H <input type="checkbox"/> 20"Wx27"H <input type="checkbox"/> 22"Wx19"H <input type="checkbox"/> 23"Wx23"H¹ <input type="checkbox"/> 24"Wx25"H <input type="checkbox"/> 16"Wx26"H <input type="checkbox"/> 18"Wx22"H <input type="checkbox"/> 19"Wx24"H <input type="checkbox"/> 20"Wx28"H <input type="checkbox"/> 22"Wx20"H <input type="checkbox"/> 23"Wx24"H¹ <input type="checkbox"/> 24"Wx26"H </div>		
Back Width Package: <input type="checkbox"/> 10"W-14"W <input type="checkbox"/> 16"W-20"W <input type="checkbox"/> 20"W-24"W <input type="checkbox"/> 25"W-28"W		



1. Not available with TRU-Comfort Back



Quantum Q6 Edge with TRU-Balance®3 Power Positioning

Description	Price	HCPCS Code
TRU-Balance®3 Back Specifications		
Back Color Shroud Option:		
<input type="checkbox"/> <input checked="" type="radio"/> Black <i>Standard</i>		
Back Color Options:		
<input type="checkbox"/> <input checked="" type="radio"/> Orion Yellow	<input type="checkbox"/> <input checked="" type="radio"/> Sunburst Orange	<input type="checkbox"/> <input checked="" type="radio"/> Pearl Pink
<input type="checkbox"/> <input checked="" type="radio"/> Silver	<input type="checkbox"/> <input checked="" type="radio"/> Candy Apple Red	<input type="checkbox"/> <input checked="" type="radio"/> True Blue
<input type="checkbox"/> <input checked="" type="radio"/> Emerald Green	<input type="checkbox"/> <input checked="" type="radio"/> Sapphire Blue	<input type="checkbox"/> <input checked="" type="radio"/> Viper Blue
Additional TRU-Balance®3 Back Options		
<input type="checkbox"/> Large Lateral Positioning Wedge, pair	\$30	
<i>Not available on Tilt Backs 16"-17"H w/ limited adjustability on 18"H. Not available on Recline Backs 19"-20"H w/ limited adjustability on 21"H. N/A with Back Cane Option</i>		
<input type="checkbox"/> Aftermarket Back Interface	\$200	
<i>Overall seat depth may need to be adjusted to accommodate certain backs. May interfere with gel/waterfall arm pads and arm through. Contact your Quantum specialist for details. Does not include brackets to mount aftermarket back. SOF is required on back widths less than 16".</i>		
<input type="checkbox"/> Omit Back		
<input type="checkbox"/> Comfort Company Back <i>See Comfort Company order form</i>	Varies	
Privacy Flap: <i>Standard on recline seating systems.</i>		
<input type="checkbox"/> 9.75"W	\$35	
<input type="checkbox"/> 12.75"W	\$35	
Lap Belts		
<input type="checkbox"/> 38" Lap Belt	Standard	
<input type="checkbox"/> 50" Lap Belt	Standard	
<input type="checkbox"/> 60" Lap Belt	Standard	
<input type="checkbox"/> 70" Lap Belt	Standard	
<input type="checkbox"/> 80" Lap Belt	Standard	
<input type="checkbox"/> 90" Lap Belt	Standard	
<input type="checkbox"/> 60" Padded Push Button, center Pull	\$115	
<input type="checkbox"/> Large 13-19", Hip Padded, Push Button	\$92	
<input type="checkbox"/> 60" Sure-Lok Lap Belt <i>(Required with ISO 7176-19 Compliant Transit Option)</i>	\$120	
I-Fit Pelvic Belts		
<input type="checkbox"/> i-Fit 60" Single Pull, Push Button, Medium (7.5") Padded, 1.5" Belt	\$86	
<input type="checkbox"/> i-Fit 60" Single Pull, Push Button, Large (9.5") Padded, 2" Belt	\$86	
<input type="checkbox"/> i-Fit 60" Single Pull, Push Button, Extra Large (11.5") Padded, 2" Belt	\$86	
Laterals		
<input type="checkbox"/>  Stealth Thoracic Lateral		
<i>Swing-Away laterals may interfere with TB3 and 2-post, flip-up armrest. Not available with Back Cane Option</i>		
Bracket:		
<input type="checkbox"/> Swing-Away, Rail Mounts (pair)	\$450	E1028
Pads:		
<input type="checkbox"/> Curved Pad, 3" x 5" (pair)	\$200	E0956
<input type="checkbox"/> Curved Pad, 4" x 6" (pair)	\$200	E0956
Lateral Installation:		
<input type="checkbox"/> Install	<input type="checkbox"/> Do not Install	
<input type="checkbox"/>  Stealth Pelvic/Thigh Guides		
<i>Pelvic/Thigh guides may interfere with the joystick receiver block and down posts.</i>		
Side:		
<input type="checkbox"/> Left	<input type="checkbox"/> Right	
Bracket:		
<input type="checkbox"/> Flip Down (each)	\$225	E1028
<input type="checkbox"/> Flip Down with Full Surface Contact Feature (each)	\$225	E1028
<input type="checkbox"/> Removable (each)	\$250	E1028
<input type="checkbox"/> Removable w/ 1" Offset (each)	\$325	E1028

Quantum Q6 Edge with TRU-Balance®3 Power Positioning

Description	Price	HCPSC Code
Laterals Continued		
 Adapter: <input type="checkbox"/> 2" Height Adapter Plate (each) <i>Height adapter is needed with TRU-Comfort seat cushions. Not available with the flip down bracket.</i> <input type="checkbox"/> 2 1/4" Adapter Plate (each) <i>Only available with the flip down full surface bracket</i>	\$25	K0108
 Pads: <input type="checkbox"/> Short Pad, 4" x 4" (each) <input type="checkbox"/> Medium Pad, 4" x 8" (each) <input type="checkbox"/> Long Pad, 4" x 12" (each)	\$50 \$50 \$50	E0956 E0956 E0956
Lateral Installation: <input type="checkbox"/> Install <input type="checkbox"/> Do not Install		



















Armrests		
<input type="checkbox"/> NEW!! TB3 Armrests Version 2 May interfere with swing-away laterals. Choose height package below. <input type="checkbox"/> Down Post +/- up to 2" difference between seat and back width. Not Available on 14"W Seat/Back	No Charge \$175	
Left Armrest Height Package: <input type="checkbox"/> 8"-12" Height <input type="checkbox"/> 12"-16" Height <input type="checkbox"/> 2-Post, Flip Back, Height Adjustable, Removable Height range 9"-13" <i>Not available with a depth less than 16"; Required with flip forward back and laptrays.</i> <input type="checkbox"/> Pediatric, Removable, Height Adjustable Height adjustment from 7.75" to 9.75" in 1/2" increments. Not available with full length armpads. <input type="checkbox"/> Quad Release Lever	No Charge No Charge	
Left Armpad Length: <input type="checkbox"/> 14"L Full Length <input type="checkbox"/> 10"L Desk Length Left Armpad Style: <input type="checkbox"/> Straight <input type="checkbox"/> Waterfall <input type="checkbox"/> Falcon, Gel, Full Length 3"W x 14"L \$92.50 ea. <input type="checkbox"/> Mounting Plate, Full Length ¹ \$56.52 ea. <input type="checkbox"/> Falcon, Gel, Desk Length 3"W x 10"L \$70 ea. <input type="checkbox"/> Mounting Plate, Desk Length ¹ \$56.20 ea.		
Right Armpad Length: <input type="checkbox"/> 14"L Full Length <input type="checkbox"/> 10"L Desk Length Right Armpad Style: <input type="checkbox"/> Straight <input type="checkbox"/> Waterfall <input type="checkbox"/> Falcon, Gel, Full Length 3"W x 14"L \$92.50 ea. <input type="checkbox"/> Mounting Plate, Full Length ¹ \$56.52 ea. <input type="checkbox"/> Falcon, Gel, Desk Length 3"W x 10"L \$70 ea. <input type="checkbox"/> Mounting Plate, Desk Length ¹ \$56.20 ea.		

1. Required only with 2-post, flip back, height adjustable, removable armrests or pediatric armrests. Interference with Back may occur.

Elbow Support		
<i>See positioning components order form for more options</i>		
<input type="checkbox"/>  Stealth Elbow Support (each) Side: <input type="checkbox"/> Bracket-Left (each) <input type="checkbox"/> Bracket-Right (each) Pad Size: <input type="checkbox"/> 3"W x 3"H (each) <input type="checkbox"/> 4"W x 4"H (each)	\$175 \$175 \$50 \$50	E1028 E1028 K0108 K0108

Stealth i-Fit Dynamic Chest Straps		
<i>See positioning components order form for more options</i>		
<input type="checkbox"/> Upper Classic Chest Strap, Medium (IFPS1103) <input type="checkbox"/> Upper Classic Chest Strap, Large (IFPS1104) <input type="checkbox"/> Upper Contour Chest Strap, Medium (IFPS2103) <input type="checkbox"/> Upper Contour Chest Strap, Large (IFPS2104) <input type="checkbox"/> Chest Strap Medium Belt Anchor (IFPS4113) <input type="checkbox"/> Chest Strap Large Belt Anchor (IFPS4114)	\$142 \$142 \$142 \$142 \$90 \$90	E0960 E0960 E0960 E0960

Quantum Q6 Edge with TRU-Balance®3 Power Positioning





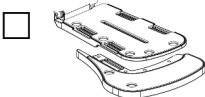
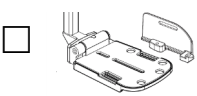
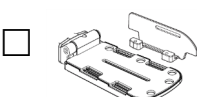
Description	Price	HCPCS Code
TRU-Balance®3 Accessories		
<input type="checkbox"/>  Cup Holder <i>(No Charge)</i>	No Charge	
<input type="checkbox"/>  Personal Item Hook <i>Not available with Back Cane Option</i>	\$25	
<input type="checkbox"/>  Reflector Kit	\$25	
<input type="checkbox"/>  Backpack Holder, pair <i>Not available with Back Cane Option.</i>	\$25	
<input type="checkbox"/>  Front Mounted Cell Phone Holder	\$50	
<input type="checkbox"/>  Rear View Mirror	\$25	
TRU-Balance®3 Premium Installed Accessories		
<input type="checkbox"/>  Trilogy Vent Tray <i>Not available with Back Cane option</i>	\$400	E1029
<input type="checkbox"/>  Compact Vent Tray	\$1,395	E1029
<input type="checkbox"/>  Push Handles (pair) <i>Not available with O2 holder, Back Cane Option, or vent tray. Required with attendant manual recline.</i>	\$175	
<input type="checkbox"/>  Accessory bar <i>Comes standard with the SCIM module, Trilogy vent tray and O2 holder. May be added to mount additional accessories to back of unit.</i>	\$100	
TRU-Balance®3 Premium Accessories		
<i>Premium accessories will be shipped with the unit, not installed. Multiple accessories can be mounted along the various tracks, some interference may occur.</i>		
<input type="checkbox"/>  Clothing Guard, Pair	\$175	
<input type="checkbox"/>  Glove Box	\$100	
<input type="checkbox"/>  Hydration System	\$175	
<input type="checkbox"/>  Oxygen Holder	\$150	E2208
<input type="checkbox"/>  Oxygen Holder <i>for use w/ Back Cane Option</i>	\$150	E2208
<input type="checkbox"/>  Transfer Bar, Pair <i>(Quick Release)</i>	\$175	E0705
<input type="checkbox"/>  Transfer Bar, Pair <i>(Bolt-On)</i>	\$175	E0705
<input type="checkbox"/>  iPad Holder	\$375	
Additional Accessories		
<input type="checkbox"/> Weather Cover, Large, Black	\$158	

Quantum Q6 Edge with TRU-Balance®3 Power Positioning

Description	Price	HCPCS Code
Synergy® Cushions		
<input type="checkbox"/> Matching Seat Size		
<input type="checkbox"/> Non-Matching Seat Size		
<i>Please refer to Synergy Cushion order forms for detailed pricing, sizes, codes and part #'s</i>		
Simplicity Cushion: General Use		
<input type="checkbox"/> 16" x 16" - 20" x 24"	\$98	E2601
<input type="checkbox"/> 22" x 16" - 24" x 24"	\$98	E2602
Solution® Cushion: Skin Protection & Positioning		
<input type="checkbox"/> 10" x 10" - 20" x 24"	\$380	E2607
<input type="checkbox"/> 22" x 16" - 24" x 24"	\$430	E2608
Solution® 1 Cushion: Skin Protection		
<input type="checkbox"/> 14" x 14" - 20" x 24"	\$380	E2603
<input type="checkbox"/> 22" x 16" - 24" x 24"	\$430	E2604
Spectrum® Gel Cushion: Positioning		
<input type="checkbox"/> 12" x 10" - 20" x 24"	\$480	E2605
<input type="checkbox"/> 22" x 16" - 24" x 24"	\$530	E2606
Spectrum® Foam Cushion: Skin Protection & Positioning		
<input type="checkbox"/> 10" x 10" - 20" x 24"	\$480	E2607
<input type="checkbox"/> 22" x 16" - 24" x 24"	\$530	E2608
Spectrum® Air Flat Cushion: Adjustable Skin Protection		
<input type="checkbox"/> 14" x 12" - 20" x 24"	\$480	E2622
<input type="checkbox"/> 22" x 16" - 24" x 24"	\$530	E2623
Air Tube:		
<input type="checkbox"/> Left Side		
<input type="checkbox"/> Right Side		
Spectrum® Air Contour Cushion: Adjustable Skin Protection & Positioning		
<input type="checkbox"/> 14" x 12" - 20" x 24"	\$499	E2624
<input type="checkbox"/> 22" x 16" - 24" x 24"	\$549	E2625
Air Tube:		
<input type="checkbox"/> Left Side		
<input type="checkbox"/> Right Side		
TRU-Comfort™2 4-Way Stretch: Skin Protection		
<input type="checkbox"/> 16" x 14" - 20" x 24"	\$380	E2603
<input type="checkbox"/> 22" x 16" - 22" x 24"	\$480	E2604
TRU-Comfort™ Accessory:		
<input type="checkbox"/> Sport Seat Cushion Cover	\$100	
<i>Available as an additional cover option for both TRU-Comfort seat cushion styles. Only available in sizes listed.</i>		
<input type="checkbox"/> 16"W x 16"D		
<input type="checkbox"/> 18"W x 18"D		
<input type="checkbox"/> 20"W x 20"D		
Headrests		
Headrest Pads		
<input type="checkbox"/> Stealth 10" Comfort Plus	\$142	E0955
<input type="checkbox"/> Stealth 14" Comfort Plus	\$142	E0955
<input type="checkbox"/> Stealth Small Contoured (9.75"W x 3"H)	\$60	E0955
<input type="checkbox"/> Stealth Large Contoured (11"W x 6"H)	\$75	E0955
Headrest Mounts		
<input type="checkbox"/> Stealth Removable Headrest Bracket	\$150	E1028
<input type="checkbox"/> Stealth's Worlds Best Removable Headrest Bracket	\$210	E1028
<input type="checkbox"/> No Bracket		
Swing-Away Headrest Mounts		
<input type="checkbox"/>  Facial Lateral, 4.5" x 2", Right Side, for Comfort Series ¹ (Stealth: CPS9-R)	\$325.00	E1028
<input type="checkbox"/>  Facial Lateral, 4.5" x 2", Left Side, for Comfort Series ¹ (Stealth: CPS9-L)	\$325.00	E1028
<input type="checkbox"/>  Facial Lateral, 4.5" x 2", Left and Right Side, for Comfort Series ¹ (Stealth: CPS9-B)	\$425.00	E1028
<input type="checkbox"/>  Egg Switch Mount (Stealth: ESM) (each)	\$50.00	
<input type="checkbox"/> Facial Pad, 6"x2" (920-Q)	\$50.00	K0108
<input type="checkbox"/> Figure 8 Bracket with 13" Rod and Egg Switch Mount	\$250.00	K0108
<input type="checkbox"/> Swing-away Joystick Mount, 18" Rod	\$250.00	K0108

1. Only available with the Stealth Products Comfort series headrests.

Quantum Q6 Edge with TRU-Balance®3 Power Positioning

Description	Price	HCPSC Code
Center Mount Foot Platforms		
<i>All efforts will be made to accommodate legrest length selection, but minor changes may be needed to be made to meet shipping guidelines. Some adjustment may be needed upon receipt of unit. Additional foot riggings can be found on page 12</i>		
<input type="checkbox"/> Adjustable Center Mount Foot Platform	\$250	
<input type="checkbox"/> Center Mount Power Articulating Foot Platform	\$2,995	See note ²
Extensions:		
<input type="checkbox"/> 10-16"L		
<input type="checkbox"/> 13-19"L		
Footplates:		
<input type="checkbox"/>  10"W x 11"D Split Footplates	Standard	
<input type="checkbox"/>  10"W x 8"D Split Footplates	No Charge	
<input type="checkbox"/>  10"W x 6"D Split Footplates	No Charge	
Calf Supports:		
<input type="checkbox"/> Calf Pads (pair)		
<input type="checkbox"/> Small ¹ (6"H x 6"W)	\$150	
<input type="checkbox"/> Large ¹ (8"H x 8"W, tapered to 6"W)	\$150	
<input type="checkbox"/> Calf Pad Covers (pair) (1/2" Soft Visco Foam)		
<input type="checkbox"/> Air Mesh	\$120	
<input type="checkbox"/> Reversed Dartex	\$120	
<input type="checkbox"/> Calf Panel (each)		
<input type="checkbox"/> Small (8"H x 18"W)	\$150	
<input type="checkbox"/> Large (8"H x 24"W)	\$200	
<i>Only available on 20"W or greater.</i>		
<input type="checkbox"/> Calf Panel Covers (1/2" Soft Visco Foam)		
<input type="checkbox"/> Air Mesh	\$120	
<input type="checkbox"/> Reversed Dartex	\$120	
Optional Modular Footplate Extension Components/Kits:		
<i>Assembly required. May require seating configuration adjustments to avoid front caster interference. Not available with 10"W x 8"D Split Footplates.</i>		
<input type="checkbox"/>  4" Width Extension Kit	\$50	
<input type="checkbox"/>  2" Bell Shaped, Length Extension Kit	\$50	
<input type="checkbox"/>  4" Side Guard (Available with 6"D Footplates)	\$50	
<input type="checkbox"/>  6" Side Guard (Available with 8" and 11"D Footplates)	\$50	
Additional Optional Accessories:		
<input type="checkbox"/> Wheel Bumpers (pair)	\$25	
<input type="checkbox"/> Footplate Connector	\$15	

1. Comes standard with articulating foot platform.

2. Please verify the appropriate billing code to be used for this item with all third-party payors.

Quantum Q6 Edge with TRU-Balance®3 Power Positioning

Description	Price									HCPSC Code
Adjustable Center Mount Foot Platform Compatibility Matrix	TRU-Balance®3 Recline			TRU-Balance®3 Tilt			TRU-Balance®3 Lift			
	Low	Medium	High	Low	Medium	High	Low	Medium	High	
	10"-16" Extension	13"-19" Extension	16"-22" Extension	10"-16" Extension	13"-19" Extension	16"-22" Extension	10"-16" Extension	13"-19" Extension	16"-22" Extension	
<input checked="" type="checkbox"/>	!	!	✓	✓	✓	✓	✓	✓	✓	This rigging Configuration causes no interference issues at this seat-to-floor height.
<input type="checkbox"/>	!	!	!	!	!	!	!	!	!	This rigging configuration may interfere with the ground (less than 1.75" clearance when fully

Additional Foot Rigging Accessories

See Positioning Components order form for more options

<input type="checkbox"/>		Stealth Foot Boxes (pair) <input type="checkbox"/> Small <input type="checkbox"/> Medium <input type="checkbox"/> Large	\$475	K0108
<input type="checkbox"/>		Stealth Padded Shoe Holders (pair) <input type="checkbox"/> Small <input type="checkbox"/> Medium <input type="checkbox"/> X-Large	\$266	K0108

Powered Elevating Legrests

All efforts will be made to accommodate legrest length selection, but minor changes may need to be made to meet shipping guidelines. Some adjustments may be needed upon receipt of the unit.				
<input type="checkbox"/>	70° Power Articulating Swing-Away Legrests 4" articulation range		\$2,395	E1010
Use code K0108 for an individual legrest.				
Rigging Selection:				
<input type="checkbox"/>	Standard Matching Legrests (pair)	<input type="checkbox"/> Non-Matching Legrests (pair)	<input type="checkbox"/> Individual Legrests Left or Right Only	
Operation Method:				
<input type="checkbox"/>	Independent	<input type="checkbox"/> Combined		
Footplate Selection:				
<input type="checkbox"/>	Angle Adjustable Footplates (pair) Includes heel loops.		No Charge	
Left Legrest Lower Extensions:				
<input type="checkbox"/>	11"-13"L	<input type="checkbox"/> 14.5"-18"L	<input type="checkbox"/> 17.5"-21"L	
Right Legrest Lower Extensions:				
<input type="checkbox"/>	11"-13"L	<input type="checkbox"/> 14.5"-18"L	<input type="checkbox"/> 17.5"-21"L	
Angle Adjustable Footplate Size:				
<input type="checkbox"/>	4"W x 6"D	<input type="checkbox"/> 5"W x 8"D	<input type="checkbox"/> 6"W x 11"D ¹	
<input type="checkbox"/>	5"W x 6"D	<input type="checkbox"/> 6"W x 8"D ¹	<input type="checkbox"/> 8"W x 11"D ²	
Accessories:				
<input type="checkbox"/>	Small Calf Pad (pair) 5.35"W - 6"H		No Charge	
<input type="checkbox"/>	Large Calf Pad (pair) 5.86"W x 8"H		No Charge	
<input type="checkbox"/>	Gel Padded Knee Adductor Buttons (pair)		\$125	K0108

1. May cause interference on seat widths less than 18" 2. May cause interference on seat widths less than 20"



Quantum Q6 Edge with TRU-Balance®3 Power Positioning

Description Power Elevating Legrest Compatibility Matrix	TRU-Balance®3 Recline			TRU-Balance®3 Tilt			TRU-Balance®3 Lift			Price	HCPSC Code
	Low	Medium	High	Low	Medium	High	Low	Medium	High		
Angle-Adjustable, 11" - 13"	✓	✓	✓	✓	✓	✓	✓	✓	✓	✓	✓
Angle-Adjustable, 14.5" - 18"	!	!	!	!	!	✓	!	!	✓	!	!
Angle-Adjustable, 17.5" - 21"	X	X	X	X	X	!	X	!	!	X	X

- ✓ This rigging Configuration causes no interference issues at this seat-to-floor height.
- ! This rigging configuration may interfere with the ground (less than 1.75" clearance when fully extended) and will reduce obstacle climbing ability.
- X This rigging configuration does not work with this seat-to-floor height.

Non-Powered Legrests

All efforts will be made to accommodate legrest length selection, but minor changes may need to be made to meet shipping guidelines. Some adjustments may be needed upon receipt of the unit.

☐ **60-90° Swing-Away Legrests** adjustable in 5° Increments \$162

Rigging Selection:

☐ Standard Matching Legrests (pair) ☐ Non-Matching Legrests (pair) ☐ Individual Legrests Left or Right Only

Footplate Selection:

☐ Angle-Adjustable Footplates Includes Heel Loops. \$75 ea. K0040

☐ Standard, Extruded Footplates No Charge

Left Legrest:

Lower Extensions:

☐ 11"-13"L ☐ 15.5"-19.5"L

☐ 13"-16.5"L

Right Legrest:

Lower Extensions:

☐ 11"-13"L ☐ 15.5"-19.5"L

☐ 13"-16.5"L

☐ **Angle Adjustable/Multi-Axis Footplate Size:**

☐ 4"W x 6"D ☐ 5"W x 8"D ☐ 6"W x 11"D¹

☐ 5"W x 6"D ☐ 6"W x 8"D¹ ☐ 8"W x 11"D²

☐ **Standard, Extruded Footplate Size:**

☐ 7.25"W x 6"D ☐ 8.5"W x 6"D¹

☐ 7.25"W x 6"D ☐ 8.5"W x 6"D¹

Accessories:

☐ Heel Loops (pair) Standard on Angle Adjustable \$38 E0951

☐ Wheel Bumpers (pair) \$25

☐ Gel Neoprene Footrest Sleeve (pair) \$80 K0108

☐ Therafin Multi-Axis Amputee Support (each) ☐ Left ☐ Right *Swing-Away legrest upper assembly and receiver is required* \$230 E1020

☐ Amputee Support Gel Cover (each) ☐ Left ☐ Right \$150 K0108

- May cause interference on seat widths less than 18"
- May cause interference on seat widths less than 20"

60-90° Swing-Away Legrest Compatibility Matrix	TRU-Balance®3 Recline			TRU-Balance®3 Tilt			TRU-Balance®3 Lift		
	Low	Medium	High	Low	Medium	High	Low	Medium	High
Standard, 13" - 16.5"	!	!	✓	!	✓	✓	✓	✓	✓
Standard, 15.5" - 19.5"	X	!	!	!	!	!	!	!	!
Angle-Adjustable, 13" - 16.5"	!	!	✓	!	!	!	!	!	!
Angle-Adjustable, 15.5" - 19.5"	X	!	!	!	!	!	!	!	!

- ✓ This rigging Configuration causes no interference issues at this seat-to-floor height.
- ! This rigging configuration may interfere with the ground (less than 1.75" clearance when fully extended) and will reduce obstacle climbing ability.
- X This rigging configuration does not work with this seat-to-floor height.

☐ **90° Pediatric Swing-Away Legrests** No Charge

Rigging Selection:

☐ Standard Matching Legrests (pair) ☐ Non-Matching Legrests (pair) ☐ Individual Legrests Left or Right Only

Footplate Selection:

☐ Angle-Adjustable Footplates Includes heel loops. \$75 ea. K0040

Left Legrest:

Lower Extensions:

☐ 7"-10"L

☐ **Angle Adjustable Footplate Size:**

☐ 4"W x 6"D ☐ 5"W x 6"D

Right Legrest:

Lower Extensions:

☐ 7"-10"L

☐ 4"W x 6"D ☐ 5"W x 6"D

Accessories:

☐ Wheel Bumpers (pair) \$25



Quantum Q6 Edge with TRU-Balance®3 Power Positioning

Description	Price	HCPSC Code
Non-Powered Legrests (cont.)		
<i>All efforts will be made to accommodate legrest length selection, but minor changes may need to be made to meet shipping guidelines. Some adjustments may be needed upon receipt of the unit.</i>		
<input type="checkbox"/> Elevating Legrests	\$325	E0990
Rigging Selection:		
<input type="checkbox"/> Standard Matching Legrests (pair)		
<input type="checkbox"/> Non-Matching Legrests (pair)		
<input type="checkbox"/> Individual Legrests <i>Left or Right Only</i>		
Footplate Selection:		
<input type="checkbox"/> Angle-Adjustable Footplates <i>Includes Heel Loops.</i>	\$75 ea.	K0040
<input type="checkbox"/> Standard, Extruded Footplates	No Charge	
Left Legrest Lower Extensions:		
<input type="checkbox"/> 11"-14"L ¹		
<input type="checkbox"/> 14"-17"L ¹		
<input type="checkbox"/> 12"-14.5"L ²		
<input type="checkbox"/> 14.5"-18"L ²		
Right Legrest Lower Extensions:		
<input type="checkbox"/> 11"-14"L ¹		
<input type="checkbox"/> 14"-17"L ¹		
<input type="checkbox"/> 12"-14.5"L ²		
<input type="checkbox"/> 14.5"-18"L ²		
<input type="checkbox"/> Angle Adjustable Footplate Size:		
Left Legrest:		
<input type="checkbox"/> 4"W x 6"D	<input type="checkbox"/> 5"W x 8"D	<input type="checkbox"/> 6"W x 11"D ³
<input type="checkbox"/> 5"W x 6"D	<input type="checkbox"/> 6"W x 8"D ³	<input type="checkbox"/> 8"W x 11"D ⁴
Right Legrest:		
<input type="checkbox"/> 4"W x 6"D	<input type="checkbox"/> 5"W x 8"D	<input type="checkbox"/> 6"W x 11"D ³
<input type="checkbox"/> 5"W x 6"D	<input type="checkbox"/> 6"W x 8"D ³	<input type="checkbox"/> 8"W x 11"D ⁴
<input type="checkbox"/> Standard, Extruded Footplate Size:		
Left Legrest:		
<input type="checkbox"/> 7.25"W x 6"D	<input type="checkbox"/> 8.5"W x 6"D ³	
Right Legrest:		
<input type="checkbox"/> 7.25"W x 6"D	<input type="checkbox"/> 8.5"W x 6"D ³	
Accessories:		
<input type="checkbox"/> Heel Loops (pair) <i>Standard on Angle Adjustable and Multi-Axis footplates</i>	\$38	E0951
<input type="checkbox"/> Wheel Bumpers (pair)	\$25	
<input type="checkbox"/> Gel Padded Adductor Buttons (pair)	\$125	K0108
1. Not available with angle adjustable footplates.	3. May cause interference on seat widths less than 18".	
2. Not available with standard, extruded footplates.	4. May cause interference on seat widths less than 20".	