

Jazzy 1450

Single Power Very Heavy Duty
Order Form / ODJFS Only
(600lb wt capacity)






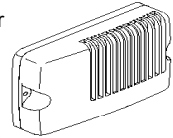


Pride Mobility Products Corporation
182 Susquehanna Ave., Exeter, PA 18643
Phone: (866) 800-2002 • Fax: (866) 707-3422



Discount: _____
Terms: _____
Freight: _____
Taken By: _____

Account Number: _____
Provider Name: _____
Contact: _____
Phone: _____ Fax: _____
E-Mail: _____
Date: _____
PO#: _____
Marked For: _____
Ship To Address: _____
City: _____ State: _____ Zip: _____

DME providers are responsible for determining appropriate billing codes when submitting for insurance reimbursement. HCPCS codes should not be considered as legal advice. All prices are MSRP.

BASE MODEL			PROGRAMMING		
Description	Price	HCPCS Code	Description	Price	
<input type="checkbox"/> Jazzy 1450 2SPVHD-SS	\$9,850	K0839	<input type="checkbox"/> Q-Logic Handheld Programmer 	\$545	
COLORS			<input type="checkbox"/> Q-Logic PC Programming Cable with Disk ¹	\$750	
Metallic Colors:			<input type="checkbox"/> PG Handheld Programmer 	\$423	
<input type="checkbox"/> Candy Apple Red			1. Works with Q-Logic 2 EX only.		
<input type="checkbox"/> Viper Blue			JOYSTICK HANDLES		
DRIVE WHEELS			<input type="checkbox"/> Standard Carrot Handle	Standard	
Description	Price		<input type="checkbox"/> Mushroom Handle	\$71	E2323
<input type="checkbox"/> 14" x 4" Flat Free (pair)	Standard		<input type="checkbox"/> T-Bar	\$107	E2323
BASE MOUNTED FOOT PLATFORM			<input type="checkbox"/> Chin Cup	\$71	E2324 ¹
Description	Price		<input type="checkbox"/> Extended I-Handle	\$71	E2323
<input type="checkbox"/> Heavy Duty Foot Platform, 17"W x 13"D	Standard		<input type="checkbox"/> Soft Ball Handle	\$50	E2323
<input type="checkbox"/> Heavy Duty Foot Platform, 17"W x 16"D	No Charge		<input type="checkbox"/> Medium Ball Handle	\$50	E2323
<input type="checkbox"/> No Base Mounted Foot Platform	No Charge		<input type="checkbox"/> Bodypoint 3" Goal Post Handle	\$69	E2323
BATTERY CHARGER			<input type="checkbox"/> Bodypoint 4" Goal Post Handle	\$69	E2323
Description	Price		1. Use HCPCS code E2323 when not used in conjunction with a chin control.		
<input type="checkbox"/> 8 Amp Off-board Charger	Standard		JOYSTICK MOUNTING BRACKETS		
NON-EXPANDABLE CONTROLS			Description	Price	HCPCS Code
Description	Price		<i>Comes Standard with a Quick Release, Adjustable-Height Joystick Block</i>		
<input type="checkbox"/> 90 Amp VR2 6-Key 	Standard		<input type="checkbox"/> Fixed Inline ¹	Standard	
EXPANDABLE CONTROLS			Side: <input type="checkbox"/> Left <input type="checkbox"/> Right		
Description	Price		<input type="checkbox"/> Swing-away	\$245	E1028
<i>Q-Logic 2 EX Joystick or Enhanced Display must be ordered with a Q-Logic 2 EX Controller and Harness For Expandable Controls</i>			Side: <input type="checkbox"/> Left <input type="checkbox"/> Right		
<input type="checkbox"/> 100 Amp Q-Logic 2 EX Controller	\$695		Offset: <input type="checkbox"/> Inline <input type="checkbox"/> Offset		
<input type="checkbox"/> Expandable Controller Harness 	\$425		<input type="checkbox"/> Retract4 Swing-Away Joystick Arm Kit	\$250	E1028
<input type="checkbox"/> Q-Logic 2 EX Joystick 	\$700		Side: <input type="checkbox"/> Left <input type="checkbox"/> Right		
<input type="checkbox"/> Stand Alone Joystick w/ External Charger Port 	\$700		<input type="checkbox"/> Multi-axis	\$100	E1028
Armor Color Options:			Side: <input type="checkbox"/> Left <input type="checkbox"/> Right		
<input type="checkbox"/> Black Soft Touch (Standard color option)			1. Not available with Q-Logic 2 EX Stand Alone Joystick		
Colors: \$50					
<input type="checkbox"/> Candy Apple Red					
<input type="checkbox"/> Sunburst Orange					
<input type="checkbox"/> Viper Blue					
<input type="checkbox"/> Pearl Pink					

DME providers are responsible for determining appropriate billing codes when submitting for insurance reimbursement. HCPCS codes should not be considered as legal advice. All prices are MSRP.

SEATING SYSTEM			ARMPADS	
Description	Price	HCPCS Code	Description	Price

<input type="checkbox"/> TRU-Balance® HD Power Tilt	\$7,250	E1002
<i>40 Degree Center of Gravity (CG) Power Tilt Seating System. 600lbs Weight Capacity</i>		

<input type="checkbox"/> Straight, Full Length (2"x14")			Standard	
<input type="checkbox"/> Left	<input type="checkbox"/> Right			
<input type="checkbox"/> Straight, Desk Length (2"x10")			No Charge	
<input type="checkbox"/> Left	<input type="checkbox"/> Right			
<input type="checkbox"/> Waterfall, Full Length (2"x14") ¹			No Charge	
<input type="checkbox"/> Left	<input type="checkbox"/> Right			
<input type="checkbox"/> Waterfall, Desk Length (2"x10") ¹			No Charge	
<input type="checkbox"/> Left	<input type="checkbox"/> Right			
<input type="checkbox"/> Falcon Gel, Full Length, (3.5"x14")*			\$92.50 ea.	
<input type="checkbox"/> Left	<input type="checkbox"/> Right			
<input type="checkbox"/> Full Length Gel Armpad Mounting Plate (Required)*			\$56.69 ea.	
<input type="checkbox"/> Falcon Gel, Desk Length, (3.5"x10")*			\$70.00 ea.	
<input type="checkbox"/> Left	<input type="checkbox"/> Right			
<input type="checkbox"/> Desk Length Gel Armpad Mounting Plate (Required)*			\$53.52 ea.	
<input type="checkbox"/> Flat, Bariatric ²			No Charge	
<input type="checkbox"/> Left	<input type="checkbox"/> Right			

SEATING SPECIFICATIONS

Seat Width:

<input type="checkbox"/> 20"	<input type="checkbox"/> 21"	<input type="checkbox"/> 22"	<input type="checkbox"/> 23"	<input type="checkbox"/> 24"
<input type="checkbox"/> 25"	<input type="checkbox"/> 26"	<input type="checkbox"/> 27"	<input type="checkbox"/> 28"	<input type="checkbox"/> 29"
<input type="checkbox"/> 30"	<input type="checkbox"/> 31"	<input type="checkbox"/> 32"		

Seat Width Packages:

<input type="checkbox"/> 20"W-24"W	<input type="checkbox"/> 24"W-28"W	<input type="checkbox"/> 28"W-32"W
------------------------------------	------------------------------------	------------------------------------

Seat Depth:

<input type="checkbox"/> 20"	<input type="checkbox"/> 21"	<input type="checkbox"/> 22"	<input type="checkbox"/> 23"	<input type="checkbox"/> 24"
<input type="checkbox"/> 25"	<input type="checkbox"/> 26"	<input type="checkbox"/> 27"	<input type="checkbox"/> 28"	

Seat Depth Package:

<input type="checkbox"/> 20"D-24"D	<input type="checkbox"/> 24"D-28"D
------------------------------------	------------------------------------

Back Cane Height:

<input type="checkbox"/> 14"	<input type="checkbox"/> 15"	<input type="checkbox"/> 16"	<input type="checkbox"/> 17"	<input type="checkbox"/> 18"
<input type="checkbox"/> 19"	<input type="checkbox"/> 20"	<input type="checkbox"/> 21"	<input type="checkbox"/> 22"	<input type="checkbox"/> 23"
<input type="checkbox"/> 24"	<input type="checkbox"/> 25"			

BACK OPTIONS

Description	Price
-------------	-------

Tilt Back:

<input type="checkbox"/> Omit Back			No Charge	
<input type="checkbox"/> Synergy® Back with 1.5" Thick Back Cushion			Standard	
<i>Overall Back</i>	<input type="checkbox"/> 18" H	<input type="checkbox"/> 19" H	<input type="checkbox"/> 20" H	<input type="checkbox"/> 21" H
<i>Height:</i>	<input type="checkbox"/> 22" H	<input type="checkbox"/> 23" H	<input type="checkbox"/> 24" H	<input type="checkbox"/> 25" H
<i>Choose Lateral Extensions¹:</i>				
<input type="checkbox"/> 6" for 13"-16" H Back			\$25	
<input type="checkbox"/> 10" for 17"-18" H Back			\$25	
<input type="checkbox"/> 12" For 19"-22" H Back			\$25	
<input type="checkbox"/> 16" For 23"-25" H Back			\$25	

Tilt Back Options:

<input type="checkbox"/> Standard Back Canes			Standard	
<input type="checkbox"/> Omit Push Handles			\$125	
<input type="checkbox"/> Offset (Meso)			\$195	
<input type="checkbox"/> 2" (1" Per Side)	<input type="checkbox"/> 4" (2" Per Side)			
<input type="checkbox"/> Inset (Endo)			\$195	
<input type="checkbox"/> 2" (1" Per Side)	<input type="checkbox"/> 4" (2" Per Side)			

1. Lateral extensions are required to mount lateral thoracic supports.

ARMRESTS

Description	Price
-------------	-------

<input type="checkbox"/> Bariatric, Removable Height Adjustable ¹			Standard	
<input type="checkbox"/> 8"H-12"H	<input type="checkbox"/> 10"H-14"H			
<input type="checkbox"/> Removable, Single Post, Height Adjustable, Heavy Duty			No Charge	
<i>Height:</i>	<input type="checkbox"/> 8"H - 12"H	<input type="checkbox"/> 10"H - 14"H		
<input type="checkbox"/> Height Adjustable Cantilever Armrests ²			\$195	
<i>Angle Adjustable: -30° through +30°</i>				

1. Bariatric armrests are full length and require bariatric armpads.
2. Height adjustment from 11"-17" depends on cane height.

POWER POSITIONING ELECTRONICS

Description	Price	HCPCS Code
-------------	-------	------------

Single Actuator Electronics:

<input type="checkbox"/> Tilt Only Through Toggle Box			No Charge	
<input type="checkbox"/> Left Mount	<input type="checkbox"/> Right Mount			
<input type="checkbox"/> Tilt Only Through VR-2 6-Key			\$1,895	E2310
<input type="checkbox"/> Through Q-Logic 2 EX Controller				
<input type="checkbox"/> AM1 For Single Actuator			\$1,895	E2310
<input type="checkbox"/> AAM For Future Actuator Expansion			\$2,895	

Multiple Actuator Electronics:

<input type="checkbox"/> Through Q-Logic 2 EX Controller			\$2,895	E2311
--	--	--	---------	-------

HEADRESTS

Description	Price	HCPCS Code
-------------	-------	------------

<input type="checkbox"/> No Headrest Required				
Stealth:				
<input type="checkbox"/> Small (9.75"W x 3"H) (STL-OTSM250)			\$60	E0955
<input type="checkbox"/> Large (11"W x 6"H) (STL-OTLG150)			\$75	E0955
<input type="checkbox"/> Pediatric Comfort Plus (6"W) (CPN350)			\$142	E0955
<input type="checkbox"/> Small Comfort Plus (10"W) (CP250)			\$142	E0955
<input type="checkbox"/> Large Comfort Plus (14"W) (CP150)			\$142	E0955
<input type="checkbox"/> Removable Headrest Bracket ² (HMO475P)			\$150	E1028
<input type="checkbox"/> Swing-away (Flip-down) Headrest Bracket ¹ (FDM350)			\$210	
<i>Used in Addition to Removable Headrest Bracket</i>				
Aftermarket Bracket:				
<input type="checkbox"/> Stealth's World's Best Removable Headrest Hardware (TWB485)			\$210	E1028

2. Not available on power recline.

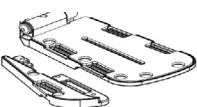

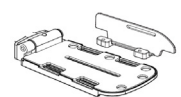
Items marked with a (*) should be chosen in the Positioning Components screen in iQuantum

NON-POWERED LEGRESTS

Description	Price
<input type="checkbox"/> Heavy Duty Drop-In Legrests¹ Standard	
Angle Adjustable Extension Length:	
<input type="checkbox"/> 12"-14.5" <input type="checkbox"/> 14.5" -18"	
Angle Adjustable Footplate Size:	
<input type="checkbox"/> 4" x 6" <input type="checkbox"/> 5" x 6" <input type="checkbox"/> 5" x 8"	
<input type="checkbox"/> 6" x 8" <input type="checkbox"/> 6" x 11" <input type="checkbox"/> 8" x 11"	

1. Extension length is measured from the seat pan to footplate. Comes standard with angle adjustable footplates with heel loops.

ADJUSTABLE CENTER MOUNT FOOT PLATFORM

Description	Price
<input type="checkbox"/> Adjustable Center Mount Foot Platform	\$250
Extensions ¹ :	<input type="checkbox"/> 10"-16" Ext. <input type="checkbox"/> 13"-19" Ext.
Footplates:	<input type="checkbox"/> 10"W x 11"D Split Footplates <input type="checkbox"/> Heavy Duty Foot Platform, 17"W x 13"D <input type="checkbox"/> Heavy Duty Foot Platform, 17"W x 16"D
Calf Supports ² :	
<input type="checkbox"/> Calf Pads (pair)	
<input type="checkbox"/> Small (6"H x 6"W)	\$150
<input type="checkbox"/> Large (8"H x 8"W, Tapered to 6"W)	\$150
<input type="checkbox"/> Calf Panel (ea.)	
<input type="checkbox"/> Small (8"H x 18"W)	\$150
<input type="checkbox"/> Large (8"H x 24"W)	\$200
Optional Modular Footplate Extension Components/Kits ^{2,3}	
<input type="checkbox"/> 4" Width Extension Kit	\$50 
<input type="checkbox"/> 2" Bell Shaped, Length Extension Kit	\$50 
<input type="checkbox"/> 6" Side Guard	\$50 
Additional Optional Accessories ³ :	
<input type="checkbox"/> Footplate Connector	\$15
<input type="checkbox"/> Wheel Bumpers, pair	\$25

1. Extension length is measured from top of the seat pan to footplate.
2. Choose in Rigging Accessory Section in iQuantum.
3. Assembly required. May require seating configuration adjustments to avoid front caster interference.

FRONT RIGGING ACCESSORIES

Description	Price	HCPCS Code
<input type="checkbox"/> POSAlinc Rail Mounted Knee Adductors (pair)	\$574	K0108
<input type="checkbox"/> Bariatric Calf Panel*		
<input type="checkbox"/> 22"W (Fits 20"W-24"W)	\$135	
<input type="checkbox"/> 26"W (Fits 24"W-28"W)	\$145	
<input type="checkbox"/> 30"W (Fits 28"W-32"W)	\$155	

SEAT CUSHIONS

Description	Price	HCPCS Code
<input type="checkbox"/> No Cushion Required		
<i>Please refer to Synergy order forms for detailed pricing, sizes and codes.</i>		
Spectrum® Visco Cushion Skin Protection & Positioning		
<input type="checkbox"/> 20" x 20" - 20" x 24"	\$530	E2607
<input type="checkbox"/> 22" x 16" - 24" x 24"	\$530	E2608
<input type="checkbox"/> 26" x 18" - 32" x 28"	\$580	E2608

LATERALS

Description	Price	HCPCS Code
<input type="checkbox"/> Stealth Thoracic Laterals (pair)*		
Bracket:		
<input type="checkbox"/> Swing-Away Rail Mounted	\$450	E1028
<i>For Use on Synergy Back and Tru-Comfort</i>		
Pad:		
<input type="checkbox"/> Flat Pad, 3"x5", Leather-Like Cover	\$200	E0956
<input type="checkbox"/> Flat Pad, 4"x6", Leather-Like Cover	\$200	E0956
<input type="checkbox"/> Curved Pad, 3"x5", 4-Way Stretch Cover	\$200	E0956
<input type="checkbox"/> Curved Pad, 4"x6", 4-Way Stretch Cover	\$200	E0956
<input type="checkbox"/> Stealth Pelvic/Thigh Laterals*		
Side:		
<input type="checkbox"/> Left Side		<input type="checkbox"/> Right Side
Bracket:		
<input type="checkbox"/> Removable Bracket (ea.)	\$250	E1028
<input type="checkbox"/> Removable Bracket w/ 1" Offset (ea.)	\$325	E1028
<input type="checkbox"/> Flip Down Bracket (ea.)	\$225	E1028
<input type="checkbox"/> Flip Down, Full Surface Contact Bracket (ea.)	\$225	E1028
Pad:		
<input type="checkbox"/> Short Pad, 4"x4" (ea.)	\$50	E0956
<input type="checkbox"/> Medium Pad, 4"x8" (ea.)	\$50	E0956
<input type="checkbox"/> Long Pad, 4"x12" (ea.)	\$50	E0956
Adapter:		
<input type="checkbox"/> 2" Depth/Height Adapter Plate (ea.) ²	\$25	K0108
<input type="checkbox"/> 2 1/4" Depth/Height Adapter Plate (ea.) ³	\$50	K0108

1. Swing-away laterals interfere with cantilever armrests.
2. Height adapter plate is needed w/ Tru Comfort seat cushion. Not available on the flip down bracket.
3. Only available on the flip down brackets.

Items marked with a (*) should be chosen in the Positioning Components screen in iQuantum

