

**Quantum® Q6 Edge with
Static Contoured Seating
Group 3**



QUANTUM REHAB®

Pride Mobility Products Corporation®
182 Susquehanna Ave., Exeter, PA 18643
Phone: (866)800-2002 • Fax: (866) 707-3422
Email: quantumorders@pridemobility.com

Discount: _____
Terms: _____
Freight: _____
Taken By: _____

Account Number: _____
Provider Name: _____
Contact: _____
Phone: _____ Fax: _____
Email: _____
Date: _____
PO#: _____
Marked For: _____
Ship to Address: _____
City: _____ State: _____ Zip: _____

Note Section

For Quatum Use:

For Provider Use:

Set-to-Spec

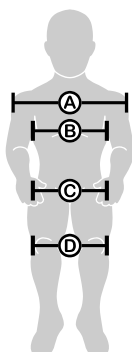
This section must be filled out, otherwise the selection will default to the mid-range measurements.

Provide center mount height and legrest height.

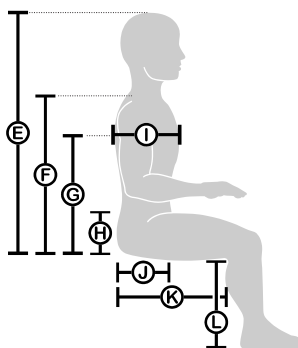
Set Center Mount Height: _____

Set Legrest Height Left: _____ Right: _____

Height: _____ **Weight:** _____



- A. Shoulder Width _____
- B. Chest Width _____
- C. Pelvic Width _____
- D. Width at Knee _____



- E. Seat to Top of Head _____
- F. Seat to Top of Shoulder _____
- G. Seat to Axilla _____
- H. Seat to PSIS _____
- I. Chest Depth _____
- J. Back to ITS Anterior _____
- K. User Seat Depth _____
- L. Seat to Footplate _____

DME providers are responsible for determining appropriate billing codes when submitting for insurance reimbursement. HCPCS codes should not be considered as legal advice. All prices are MSRP.



Quantum Q6 Edge with Contoured Seating

Base Model

Description	Price	HCPCS Code
<input type="checkbox"/> Quantum Q6 Edge 3S-SS <i>300 lbs. wt capacity. Comes standard with a solid seat pan, 5 mph programmable motors, 8 amp off board charger. Dimensions of base without legrests are 24"W x 35.5"L</i>	\$6,308	K0848
<input type="checkbox"/> Quantum Q6 Edge 3S-C <i>300 lbs. wt capacity. Comes standard with a captain's seat (contoured seating), 5 mph programmable motors, 8 amp off board charger. Dimensions of base without legrests are 24"W x 35.5"L</i>	\$6,308	K0849
<input type="checkbox"/> Quantum Q6 Edge 3SP-C <i>Single power option. 300 lbs. wt capacity. Comes standard with a captain's seat (contoured seating) with an alternative drive device, 5 mph programmable motors, 8 amp off board charger. Dimensions of base without legrests are 24"W x 35.5"L</i>	\$6,308	K0857

Colors

Metallic Colors:

<input type="checkbox"/> ● Black	<input type="checkbox"/> ● Candy Apple Red	<input type="checkbox"/> ● Emerald Green
<input type="checkbox"/> ● Orion Yellow	<input type="checkbox"/> ● Pearl Pink	<input type="checkbox"/> ● Sapphire Blue
<input type="checkbox"/> ● Silver	<input type="checkbox"/> ● Sunburst Orange	<input type="checkbox"/> ● True Blue
<input type="checkbox"/> ● Viper Blue		

Patterns: \$800 (Available through SOF)

☐ Mossy Oak

Motor Upgrades

Description	Price	HCPCS Code
<input type="checkbox"/> Community Use Package <i>300 lbs. Weight Capacity; 4-Pole High Speed Motor Package; 4" wide flat free, or pneumatic, knobby, extended traction tires. Increases overall base width by 1.5"</i>	\$2,125	
<input type="checkbox"/> High Speed Motor Package <i>Programmable speed up to 6 Miles per Hour; High Speed Motors decrease per-charge range.</i>	\$1,574	
<input type="checkbox"/> Accu-Trac Motor Technology <i>Programmable speed up to 6 Miles per Hour; Delivers Enhanced Traction and Tracking, Especially with Switched Drive Controls. Requires Q-Logic 2 EX.</i>	\$1,295	K0108

Base Mounted Foot Platform

Description	Price	HCPCS Code
<input type="checkbox"/> Base Mounted Foot Platform	Standard	
<input type="checkbox"/> No Foot Platform	No Charge	

Drive Wheels

Description	Price	HCPCS Code
<input type="checkbox"/> 3" x 14" Flat Free	Standard	
<input type="checkbox"/> 4" x 14" Flat Free, Knobby, Extended Traction Tires <i>Increases overall base width by 1.5"</i>	\$551	
<input type="checkbox"/> 3" x 14" Pneumatic	No Charge	
<input type="checkbox"/> 4" x 14" Pneumatic, Knobby, Extended Traction Tires <i>Increases overall base width by 1.5"</i>	\$551	

Rim Color Options:

<input type="checkbox"/> ● Silver <i>Standard</i>	<input type="checkbox"/> Matching	<input type="checkbox"/> Non-Matching
---	-----------------------------------	---------------------------------------

Rim Color: \$50 (Available through SOF)

<input type="checkbox"/> ● Black	<input type="checkbox"/> ● Candy Apple Red	<input type="checkbox"/> ● Emerald Green
<input type="checkbox"/> ● Orion Yellow	<input type="checkbox"/> ● Pearl Pink	<input type="checkbox"/> ● Sapphire Blue
<input type="checkbox"/> ● Sunburst Orange	<input type="checkbox"/> ● True Blue	<input type="checkbox"/> ● Viper Blue

Batteries

Description	Price	HCPCS Code
<input type="checkbox"/> NF-22, 50 Amp Batteries		
<input type="checkbox"/> Maintenance Free AGM (MK) (each)	\$295	E2361
<input type="checkbox"/> Maintenance Free Gel Cell (Universal) (each)	\$295	E2361
<input type="checkbox"/> Maintenance Free Gel Cell (MK) (each)	\$295	E2361

☐ No Batteries

Installation:

- ☐ Batteries Installed
☐ Do Not Install

Rear Caster Beam

Description	Price	HCPCS Code
<input type="checkbox"/> Split Caster Beam	Standard	
<input type="checkbox"/> Extended Rear Beam <i>For Future Rear Accessory Upgrades; Automatically included with vent tray.</i>	No Charge	





LED Light Package

Description	Price	HCPCS Code
<input type="checkbox"/> Through Q-Logic 2 EX or NE+ 8-Key w/ Lights	\$995	





Quantum Q6 Edge with Contoured Seating

Non-Expandable Controls

Description	Price	HCPCS Code
<input type="checkbox"/>  75 Amp NE	Standard	
<input type="checkbox"/>  75 Amp NE+ 6-Key on Tilt Only <i>For up to 2 actuators through joystick on single power base only</i>	No Charge	
<input type="checkbox"/>  75 Amp NE+ 6-Key <i>For up to 2 Actuators through joystick</i>	\$200	
<input type="checkbox"/>  75 Amp NE+ 8-Key <i>For Lights</i>	\$400	

Expandable Controls

Description	Price	HCPCS Code
<input type="checkbox"/>  100 Amp Q-Logic 2 EX Controller <i>Required with Q-Logic Electronics</i>	\$695	E2377
<input type="checkbox"/> Expandable Controller Harness <i>Required with Q-Logic Electronics</i>	\$350	E2313
<input type="checkbox"/>  Q-Logic 2 EX Joystick	\$700	
<input type="checkbox"/>  Q-Logic 2 EX Joystick <i>For Lights</i>	\$700	

Color Options:

☐ ● Black Soft Touch *Standard*

☐ Matching



☐ Non-Matching

Joystick Color Shroud: \$50

- ☐ ● Black
☐ ● Orion Yellow
☐ ● Silver
☐ ● Viper Blue

- ☐ ● Candy Apple Red
☐ ● Pearl Pink
☐ ● Sunburst Orange

- ☐ ● Emerald Green
☐ ● Sapphire Blue
☐ ● True Blue

<input type="checkbox"/>  Stand Alone Joystick with External Charger Port	\$700	E2373
Features: <ul style="list-style-type: none"> Up to 3 drive profiles and 1 seating profile when used alone. Use in conjunction w/ enhanced display for up to 5 profiles. Auxiliary functions including Bluetooth Mouse and IR. 		
<input type="checkbox"/>  Q-Logic 2 Enhanced Display Kit	\$700	
Includes: <ul style="list-style-type: none"> Enhanced Display Flexible Gooseneck Gooseneck Mounting Bracket 		
Features: <ul style="list-style-type: none"> Specialty controls interface w/ 3.5" LCD display Up to 5 profiles to control drive, seat and auxiliary functions Integrated single switch scanner, Bluetooth mouse emulator and IR controls Bluetooth connectivity for mobile devices 		

Color Options:

☐ ● Black Soft Touch *Standard*

☐ Matching





☐ Non-Matching

Display Color Shroud: \$50

- ☐ ● Black
☐ ● Orion Yellow
☐ ● Silver
☐ ● Viper Blue

- ☐ ● Candy Apple Red
☐ ● Pearl Pink
☐ ● Sunburst Orange

- ☐ ● Emerald Green
☐ ● Sapphire Blue
☐ ● True Blue

<input type="checkbox"/>  Adult i-Drive Tri Array Series, 3-Switch w/ Egg Switch for Mode	\$4,175	E2330
Stealth: IDH200-1 Features: 3 embedded proximity sensors for drive control, and an egg switch for mode change		
<input type="checkbox"/>  Egg Switch	\$77	
<input type="checkbox"/> ● Red <i>Stealth: ESRED</i> <input type="checkbox"/> ● Blue <i>Stealth: ESBLU</i> <input type="checkbox"/> ● Black <i>Stealth: ESBLK</i>	<input type="checkbox"/> ● Green <i>Stealth: ESGRN</i> <input type="checkbox"/> ● Yellow <i>Stealth: ESYEL</i>	
<input type="checkbox"/>  USB Mobile Device Charger	\$175	
Available with NE, NE+ and Q-Logic 2 EX controllers; Can only charge 1 device at a time. A multiplier harness is required with all Static and Tilt only seating systems. The selection of more than 3 modules requires an additional multiplier.		
<input type="checkbox"/>  NEW!!! SCIM Module	\$575	
Allows use of joystick display for specialty controls; Up to 5 profiles to control drive, seat and auxiliary functions; Excludes sip-n-puff and single switch functions; A switch is required to operate the input device attached to the SCIM module; Includes accessory bar on TB3; <i>Only available with Q-Logic 2.</i>		
<input type="checkbox"/> Click Here for Alternative Drive Devices		



Quantum Q6 Edge with Contoured Seating


Joystick Handles

<input type="checkbox"/>	Standard Carrot Handle	Standard	
<input type="checkbox"/>	Mushroom Handle	\$71	E2323
<input type="checkbox"/>	T-Bar	\$107	E2323
<input type="checkbox"/>	Chin Cup <i>Use HCPCS Code E2323 when Chin Cup not used in conjunction with a chin control.</i>	\$71	E2324
<input type="checkbox"/>	Extended I-Handle	\$71	E2323
<input type="checkbox"/>	Soft Ball Handle	\$50	E2323
<input type="checkbox"/>	Medium Ball Handle	\$50	E2323
<input type="checkbox"/>	Bodypoint 3 Inch Goal Post Handle	\$69	E2323
<input type="checkbox"/>	Bodypoint 4 Inch Goal Post Handle	\$69	E2323

Joystick Mounting Brackets

<input type="checkbox"/>	Fixed, Inline <i>Not available with Q-Logic 2 EX Stand Alone Joystick.</i>	Standard	
<input type="checkbox"/>	<input type="checkbox"/> Left <input type="checkbox"/> Right		
<input type="checkbox"/>	Swing-Away	\$210	E1028
<input type="checkbox"/>	<input type="checkbox"/> Left <input type="checkbox"/> Right		
<input type="checkbox"/>	NEW!!! Retractable Swing-Away Joystick Arm Kit <i>Full 180° Movement</i>	\$250	E1028
<input type="checkbox"/>	<input type="checkbox"/> Left <input type="checkbox"/> Right		
<input type="checkbox"/>	Multi-Axis	\$100	
<input type="checkbox"/>	<input type="checkbox"/> Left <input type="checkbox"/> Right		
<input type="checkbox"/>	No Joystick Mount		

Programming

<input type="checkbox"/>	 Q-Logic EX/NE Programmer	\$545
<input type="checkbox"/>	Q-Logic PC Programming Disk w/ Cable <i>Works with Q-Logic 2 EX only.</i>	\$750

Contoured Seating

Depth-Adjustable High Back:

Description	Price	HCPCS Code
<input type="checkbox"/> Black Vinyl, Depth Adjustable High Back, Limited Recline <i>Seat comes automatically with a 60° belt and full length armrests. Any other selection would need to be added as an additional part.</i>	No Charge	
<input type="checkbox"/> 18"W x 18-20"D <input type="checkbox"/> 20"W x 18-20"D <input type="checkbox"/> 22"W x 20-22"D		

Limited Recline High Back:

<input type="checkbox"/> Black Vinyl, High Back with Limited Recline	No Charge
<input type="checkbox"/> 16"W x 16"D <input type="checkbox"/> 16"W x 22"D <input type="checkbox"/> 20"W x 16"D	
<input type="checkbox"/> 16"W x 18"D <input type="checkbox"/> 18"W x 16"D <input type="checkbox"/> 20"W x 22"D	
<input type="checkbox"/> 16"W x 20"D <input type="checkbox"/> 18"W x 22"D	

Limited Recline High Back with Solid Seat Pan:

<input type="checkbox"/> Black Vinyl, High Back with Solid Seat Pan, Limited Recline	No Charge
<input type="checkbox"/> 16"W x 16"D <input type="checkbox"/> 18"W x 16"D <input type="checkbox"/> 20"W x 16"D	
<input type="checkbox"/> 16"W x 18"D <input type="checkbox"/> 18"W x 18"D <input type="checkbox"/> 20"W x 18"D	
<input type="checkbox"/> 16"W x 20"D <input type="checkbox"/> 18"W x 20"D <input type="checkbox"/> 20"W x 20"D	
<input type="checkbox"/> 16"W x 22"D <input type="checkbox"/> 18"W x 22"D <input type="checkbox"/> 20"W x 22"D	



Quantum Q6 Edge with Contoured Seating

Contoured Seating (cont)

Medium Back:

- | | | |
|---|--------------------------------------|--------------------------------------|
| <input type="checkbox"/> Black Vinyl, Medium Back | No Charge | |
| <input type="checkbox"/> Black Vinyl, Medium Back with Solid Seat Pan | No Charge | |
| <input type="checkbox"/> 16"W x 16"D | <input type="checkbox"/> 18"W x 16"D | <input type="checkbox"/> 18"W x 18"D |
| <input type="checkbox"/> 16"W x 18"D | | |

Special Order Seat
_____"W x _____"D
Seat size can not exceed 22"W x 22"D
Contact your inside sales specialist for pricing

Manual Recliner:

- | | | |
|---|-------|-------|
| <input type="checkbox"/> Manual Recliner High Back with Headrest | \$600 | E1226 |
| <input type="checkbox"/> Manual Recliner High Back with Headrest and Solid Seat Pan | \$600 | E122 |

Color:

- | | |
|-------------------------------------|--------------------------------------|
| <input type="checkbox"/> Gray Vinyl | <input type="checkbox"/> Beige Vinyl |
|-------------------------------------|--------------------------------------|

Size:

- | | | |
|--------------------------------------|--------------------------------------|--------------------------------------|
| <input type="checkbox"/> 16"W x 16"D | <input type="checkbox"/> 18"W x 16"D | <input type="checkbox"/> 20"W x 16"D |
| <input type="checkbox"/> 16"W x 18"D | <input type="checkbox"/> 18"W x 18"D | <input type="checkbox"/> 20"W x 18"D |
| <input type="checkbox"/> 16"W x 20"D | <input type="checkbox"/> 18"W x 20"D | <input type="checkbox"/> 20"W x 20"D |

Armrests

Armrest Type:

- | Description | Price | HCPCS Code |
|---|-----------|------------|
| <input type="checkbox"/> Flip up, Removable | No Charge | |
| <input type="checkbox"/> Flip up, Height-Adjustable, Removable (each) | \$85 | E0973 |
| <input type="checkbox"/> Manual Recline Armrests | No Charge | |

Left Armpad:

- ☐ Full Length
☐ Desk Length¹

Right Armpad:

- ☐ Full Length
☐ Desk Length¹

1. Not available with depth-adjustable high back seat.

Power Elevation Seat/Towers

- | Description | Price | HCPCS Code |
|---|-----------|------------|
| <input type="checkbox"/> Power Elevating Seat Actuator
<i>Not available with manual recliner. Max seat size is 22"W x 22"D. increases seat to floor height. Includes 1/4 speed inhibit.</i> | | |
| <input type="checkbox"/> Through Toggle, Left | \$1,895 | |
| <input type="checkbox"/> Through Toggle, Right | \$1,895 | |
| <input type="checkbox"/> Through Joystick | \$1,895 | |
| Actuator: | | |
| <input type="checkbox"/> 6" Stroke | | |
| <input type="checkbox"/> 7" Stroke ² | | |
| <i>Required on a 22"W contoured seat.</i> | | |
| <input type="checkbox"/> Seat Towers | | |
| <input type="checkbox"/> Standard Seat Mounts | Standard | |
| <input type="checkbox"/> Extended Seat Mounts | No Charge | |

Contoured Seat to Floor Height

Contoured Seating:

- ☐ 20" Seat to Floor
☐ 21" Seat to Floor
☐ 22" Seat to Floor

Contoured Seating with Extended Towers:

- ☐ 23" Seat to Floor
☐ 24" Seat to Floor
☐ 25" Seat to Floor



Quantum Q6 Edge with Contoured Seating

Non-Powered Legrests

All efforts will be made to accommodate legrest length selection, but minor changes may need to be made to meet shipping guidelines. Some adjustments may be needed upon receipt of the unit.

Description	Price	HCPCS Code
<input type="checkbox"/> 60-90° Swing-Away Legrests adjustable in 5° Increments	\$162	
Rigging Selection:		
<input type="checkbox"/> Standard Matching Legrests (pair)		
<input type="checkbox"/> Non-Matching Legrests (pair)		
<input type="checkbox"/> Individual Legrests Left or Right Only		
Footplate Selection:		
<input type="checkbox"/> Angle-Adjustable Footplates (pair) Includes Heel Loops.	\$150	K0040
<input type="checkbox"/> Multi-Axis Footplates (pair) Includes Heel Loops.	\$495	K0040
<input type="checkbox"/> Standard, Extruded Footplates (pair)	No Charge	

Left Legrest:

Lower Extensions:

- ☐ 11"-13"L¹
- ☐ 11"-16.5"L²
- ☐ 13"-16.5"L¹
- ☐ 15.5"-19.5"L²

☐ Angle Adjustable/Multi-Axis Footplate Size:

- ☐ 4"W x 6"D
- ☐ 5"W x 6"D
- ☐ 5"W x 8"D
- ☐ 6"W x 8"D³
- ☐ 6"W x 11"D³
- ☐ 8"W x 11"D⁴

☐ Standard, Extruded Footplate Size:

- ☐ 7.25"W x 6"D³
- ☐ 8.5"W x 6"D⁴

Right Legrest:

Lower Extensions:

- ☐ 11"-13"L¹
- ☐ 11"-16.5"L²
- ☐ 13"-16.5"L¹
- ☐ 15.5"-19.5"L²

- ☐ 4"W x 6"D
- ☐ 5"W x 6"D
- ☐ 5"W x 8"D
- ☐ 6"W x 8"D³
- ☐ 6"W x 11"D³
- ☐ 8"W x 11"D⁴

- ☐ 7.25"W x 6"D³
- ☐ 8.5"W x 6"D⁴

Accessories:

Description	Price	HCPCS Code
<input type="checkbox"/> Heel Loops (pair) Standard on Angle Adjustable and Multi-Axis footplates	\$38	E0951
<input type="checkbox"/> Wheel Bumpers (pair)	\$25	
<input type="checkbox"/> Gel Neoprene Footrest Sleeve (pair)	\$100	K0108
<input type="checkbox"/> Therafin Multi-Axis Amputee Support (each) <i>Swing-Away legrest upper assembly and receiver is required</i>	\$230	E1020
<input type="checkbox"/> Amputee Support Gel Cover (each)	\$150	K0108

1. Not available with multi-axis footplates.
2. Not available w/ Angle Adjustable Footplates

3. May cause interference on seat widths less than 18"
4. May cause interference on seat widths less than 20"

60-90° Swing-Away Legrest Compatibility Matrix	Contoured Seating		
	Low	Medium	High
Standard, 13" - 16.5"	!	✓	✓
Standard, 15.5" - 19.5"	!	!	!
Angle-Adjustable, 13" - 16.5"	!	✓	✓
Angle-Adjustable, 15.5" - 19.5"	!	!	!
Multi-Axis, 15.5" - 19.5"	!	!	!

☒ This rigging Configuration causes no interference issues at this seat-to-floor height.

☐ This rigging configuration may interfere with the ground (less than 1.75" clearance when fully extended) and will reduce obstacle climbing ability.



Quantum Q6 Edge with Contoured Seating

Non-Powered Legrests (cont.)

All efforts will be made to accommodate legrest length selection, but minor changes may need to be made to meet shipping guidelines. Some adjustments may be needed upon receipt of the unit.

Description	Price	HCPCS Code
<input type="checkbox"/> 90° Pediatric Swing-Away Legrests	\$162	
Rigging Selection:		
<input type="checkbox"/> Standard Matching Legrests (pair)		
<input type="checkbox"/> Non-Matching Legrests (pair)		
<input type="checkbox"/> Individual Legrests, left or right only		
Footplate Selection:		
<input type="checkbox"/> Angle-Adjustable Footplates <i>Includes heel loops.</i>	\$150	K0040
Left Legrest:		Right Legrest:
Lower Extensions:		Lower Extensions:
<input type="checkbox"/> 7"-10"L		<input type="checkbox"/> 7"-10"L
<input type="checkbox"/> Angle Adjustable Footplate Size:		
<input type="checkbox"/> 4"W x 6"D		<input type="checkbox"/> 4"W x 6"D
<input type="checkbox"/> 5"W x 6"D		<input type="checkbox"/> 5"W x 6"D
Accessories:		
<input type="checkbox"/> Wheel Bumpers (pair)	\$25	

Pediatric Swing-Away Compatibility Matrix	Contoured Seating		
	Low	Medium	High
7"-10" Extension	✓	✓	✓

☒ This rigging Configuration causes no interference issues at this seat-to-floor height.

<input type="checkbox"/> Elevating Legrests	\$325	E0990
Rigging Selection:		
<input type="checkbox"/> Standard Matching Legrests (pair)		
<input type="checkbox"/> Non-Matching Legrests (pair)		
<input type="checkbox"/> Individual Legrests <i>Left or Right Only</i>		
Footplate Selection:		
<input type="checkbox"/> Angle-Adjustable Footplates (pair) <i>Includes Heel Loops.</i>	\$150	K0040
<input type="checkbox"/> Standard, Extruded Footplates (pair)	No Charge	
Left Legrest Lower Extensions:		Right Legrest Lower Extensions:
<input type="checkbox"/> 11"-14" ¹		<input type="checkbox"/> 11"-14" ¹
<input type="checkbox"/> 12"-14.5" ¹		<input type="checkbox"/> 12"-14.5" ¹
<input type="checkbox"/> 14"-17" ¹		<input type="checkbox"/> 14"-17" ¹
<input type="checkbox"/> 14.5"-18" ¹		<input type="checkbox"/> 14.5"-18" ¹
<input type="checkbox"/> Angle Adjustable Footplate Size:		
Left Legrest:		Right Legrest:
<input type="checkbox"/> 4"W x 6"D		<input type="checkbox"/> 4"W x 6"D
<input type="checkbox"/> 5"W x 6"D		<input type="checkbox"/> 5"W x 6"D
<input type="checkbox"/> 5"W x 8"D		<input type="checkbox"/> 5"W x 8"D
<input type="checkbox"/> 6"W x 8"D ²		<input type="checkbox"/> 6"W x 8"D ²
<input type="checkbox"/> 6"W x 11"D ²		<input type="checkbox"/> 6"W x 11"D ²
<input type="checkbox"/> 8"W x 11"D ³		<input type="checkbox"/> 8"W x 11"D ³
<input type="checkbox"/> Standard, Extruded Footplate Size:		
Left Legrest:		Left Legrest:
<input type="checkbox"/> 7.25"W x 6"D ³		<input type="checkbox"/> 7.25"W x 6"D ³
<input type="checkbox"/> 8.5"W x 6"D ⁴		<input type="checkbox"/> 8.5"W x 6"D ⁴
Accessories:		
Description	Price	HCPCS Code
<input type="checkbox"/> Heel Loops (pair) <i>Standard on Angle Adjustable and Multi-Axis footplates</i>	\$38	E0951
<input type="checkbox"/> Wheel Bumpers (pair)	\$25	
<input type="checkbox"/> Gel Padded Adductor (pair)	\$100	K0108

1. Only available with standard, extruded footplates.

2. May cause interference on seat widths less than 18"

3. May cause interference on seat widths less than 20"



Quantum Q6 Edge with Contoured Seating

Non-Powered Legrests (cont.)

All efforts will be made to accommodate legrest length selection, but minor changes may need to be made to meet shipping guidelines. Some adjustments may be needed upon receipt of the unit.

Elevating Legrest Compatibility Matrix	Contoured Seating		
	Low	Medium	High
Standard, 11" - 14"	✓	✓	✓
Standard, 14" - 17"	!	!	!
Angle-Adjustable, 12" - 14.5"	✓	✓	✓
Angle-Adjustable, 14.5" - 18"	!	!	!



This rigging Configuration causes no interference issues at this seat-to-floor height.



This rigging configuration may interfere with the ground (less than 1.75" clearance when fully extended) and will reduce obstacle climbing ability.



This rigging configuration does not work with this seat-to-floor height.

Synergy® Cushions

Description	Price	HCPCS Code
<input type="checkbox"/> Matching Seat Size		
<input type="checkbox"/> Non-Matching Seat Size		
<i>Please refer to Synergy Cushion order forms for detailed pricing, sizes, codes and part #'s</i>		
Simplicity Cushion: General Use		
<input type="checkbox"/> 16" x 16" - 20" x 24"	\$98	E2601
<input type="checkbox"/> 22" x 16" - 24" x 24"	\$98	E2602
Solution® Cushion: Skin Protection & Positioning		
<input type="checkbox"/> 10" x 10" - 20" x 24"	\$380	E2607
<input type="checkbox"/> 22" x 16" - 24" x 24"	\$430	E2608
Solution® 1 Cushion: Skin Protection		
<input type="checkbox"/> 14" x 14" - 20" x 24"	\$380	E2603
<input type="checkbox"/> 22" x 16" - 24" x 24"	\$430	E2604
Spectrum® Gel Cushion: Positioning		
<input type="checkbox"/> 12" x 10" - 20" x 24"	\$480	E2605
<input type="checkbox"/> 22" x 16" - 24" x 24"	\$530	E2606
Spectrum® Foam Cushion: Skin Protection & Positioning		
<input type="checkbox"/> 10" x 10" - 20" x 24"	\$480	E2607
<input type="checkbox"/> 22" x 16" - 24" x 24"	\$530	E2608
Spectrum® Air Contour Cushion: Adjustable Skin Protection		
<input type="checkbox"/> 14" x 12" - 20" x 24"	\$500	E2622
<input type="checkbox"/> 22" x 16" - 24" x 24"	\$550	E2623
Air Tube:		
<input type="checkbox"/> Left Side		
<input type="checkbox"/> Right Side		
Spectrum® Air Flat Cushion: Adjustable Skin Protection & Positioning		
<input type="checkbox"/> 14" x 12" - 20" x 24"	\$499	E2624
<input type="checkbox"/> 22" x 16" - 24" x 24"	\$549	E2625
Air Tube:		
<input type="checkbox"/> Left Side		
<input type="checkbox"/> Right Side		
TRU-Comfort™ 2 4-Way Stretch: Skin Protection		
<input type="checkbox"/> 16" x 14" - 20" x 24"	\$380	E2603
<input type="checkbox"/> 22" x 16" - 24" x 24"	\$480	E2604
TRU-Comfort™ 2 Air Mesh: Skin Protection		
<input type="checkbox"/> 16" x 14" - 20" x 24"	\$380	E2603
<input type="checkbox"/> 22" x 16" - 24" x 24"	\$480	E2604
TRU-Comfort™ Accessory:		
<input type="checkbox"/> Sport Seat Cushion Cover	\$100	
<i>Available as an additional cover option for both TRU-Comfort seat cushion styles. Only available in sizes listed.</i>		
<input type="checkbox"/> 16"W x 16"D		
<input type="checkbox"/> 18"W x 18"D		
<input type="checkbox"/> 20"W x 20"D		








Quantum Q6 Edge with Contoured Seating

Additional Accessories

<input type="checkbox"/>	Oxygen Holder	\$150	E2208
<input type="checkbox"/>	Weather Cover, Medium, Black	\$158	
<input type="checkbox"/>	Cup Holder	No Charge	
<input type="checkbox"/>	Left		
<input type="checkbox"/>	Right		
<input type="checkbox"/>	Rear Basket	\$103	
<input type="checkbox"/>	Walker Holder	\$92	K0108
<input type="checkbox"/>	Cane/Crutch Holder	\$98	
<input type="checkbox"/>	Saddle Bag	\$28	
<input type="checkbox"/>	Flag Holder	\$17	

Additional Foot Rigging Accessories

Description	Price	HCPCS Code
<input type="checkbox"/>  POSAline Knee Adductor for Swing-Away Legrests (pair)	\$512	K0108
<input type="checkbox"/>  Stealth Foot Boxes (pair)	\$475	K0108
<input type="checkbox"/> <input type="checkbox"/> Small		
<input type="checkbox"/> <input type="checkbox"/> Medium		
<input type="checkbox"/> <input type="checkbox"/> Large		
<input type="checkbox"/>  Stealth Padded Shoe Holders (pair)	\$166	K0108
<input type="checkbox"/> <input type="checkbox"/> Small		
<input type="checkbox"/> <input type="checkbox"/> Medium		
<input type="checkbox"/> <input type="checkbox"/> Large		
<input type="checkbox"/>  Ankle Huggers (pair)	\$156	K0108
<input type="checkbox"/> <input type="checkbox"/> Medium		
<input type="checkbox"/> <input type="checkbox"/> Large		
<input type="checkbox"/>  Bodypoint High Mount, Clamp-On Footplates (pair)		
<input type="checkbox"/> Angle Adjustable:		
<input type="checkbox"/> Small, 4"x 7.75"	\$356	K0040
<input type="checkbox"/> Large, 4.25" x 9.25"	\$356	K0040
<input type="checkbox"/> Multi-Axis:		
<input type="checkbox"/> Small, 4"x 7.75"	\$456	K0040
<input type="checkbox"/> Large, 4.25" x 9.25"	\$460	K0040