

**Quantum® Q6 Edge with
TRU-Balance® 3 Static Seating**

Group 3



QUANTUM REHAB®

Pride Mobility Products Corporation®
182 Susquehanna Ave., Exeter, PA 18643
Phone: (866)800-2002 • Fax: (866) 707-3422
Email: quantumorders@pridemobility.com

Discount: _____
Terms: _____
Freight: _____
Taken By: _____

Account Number: _____
Provider Name: _____
Contact: _____
Phone: _____ Fax: _____
Email: _____
Date: _____
PO#: _____
Marked For: _____
Ship to Address: _____
City: _____ State: _____ Zip: _____

Note Section

For Quantum Use:

For Provider Use:

Set-to-Spec

This section must be filled out, otherwise the selection will default to the mid-range measurements.

Provide back height, armrest height, center mount height and legrest height.

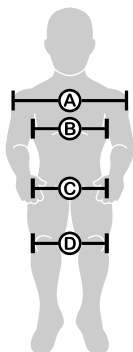
Set Back Height: _____

Set Armrest Height Left: _____ Right: _____

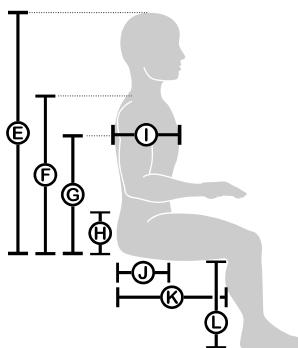
Set Center Mount Height: _____

Set Legrest Height Left: _____ Right: _____

Height: _____ **Weight:** _____



- A. Shoulder Width _____
- B. Chest Width _____
- C. Pelvic Width _____
- D. Width at Knee _____



- E. Seat to Top of Head _____
- F. Seat to Top of Shoulder _____
- G. Seat to Axilla _____
- H. Seat to PSIS _____
- I. Chest Depth _____
- J. Back to ITS Anterior _____
- K. User Seat Depth _____
- L. Seat to Footplate _____

DME providers are responsible for determining appropriate billing codes when submitting for insurance reimbursement. HCPCS codes should not be considered as legal advice. All prices are MSRP.



Quantum Q6 Edge with TRU-Balance® 3 Static Seating

Base Model

Description	Price	HCPCS Code
<input type="checkbox"/> Quantum Q6 Edge 3S-SS <i>300 lbs. wt capacity. Comes standard with a solid seat pan, 5 mph programmable motors, 8 amp off board charger. Dimensions of base without legrests are 24"W x 35.5"L</i>	\$6,308	K0848
<input type="checkbox"/> Quantum Q6 Edge 3S-C <i>300 lbs. wt capacity. Comes standard with a captain's seat (contoured seating), 5 mph programmable motors, 8 amp off board charger. Dimensions of base without legrests are 24"W x 35.5"L</i>	\$6,308	K0849
<input type="checkbox"/> Quantum Q6 Edge 3SP-C <i>Single power option. 300 lbs. wt capacity. Comes standard with a captain's seat (contoured seating) with an alternative drive device, 5 mph programmable motors, 8 amp off board charger. Dimensions of base without legrests are 24"W x 35.5"L</i>	\$6,308	K0857

Colors

Metallic Colors:

<input type="checkbox"/> ● Black	<input type="checkbox"/> ● Candy Apple Red	<input type="checkbox"/> ● Emerald Green
<input type="checkbox"/> ● Orion Yellow	<input type="checkbox"/> ● Pearl Pink	<input type="checkbox"/> ● Sapphire Blue
<input type="checkbox"/> ● Silver	<input type="checkbox"/> ● Sunburst Orange	<input type="checkbox"/> ● True Blue
<input type="checkbox"/> ● Viper Blue		

Patterns: \$800 (Available through SOF)

☐ Mossy Oak

Motor Upgrades

Description	Price	HCPCS Code
<input type="checkbox"/> Community Use Package <i>300 lbs. Weight Capacity; 4-Pole High Speed Motor Package; 4" wide flat free, or pneumatic, knobby, extended traction tires. Increases overall base width by 1.5"</i>	\$2,125	
<input type="checkbox"/> High Speed Motor Package <i>Programmable speed up to 6 Miles per Hour; High Speed Motors decrease per-charge range.</i>	\$1,574	
<input type="checkbox"/> Accu-Trac Motor Technology <i>Programmable speed up to 6 Miles per Hour; Delivers Enhanced Traction and Tracking, Especially with Switched Drive Controls. Requires Q-Logic 2 EX.</i>	\$1,295	K0108

Base Mounted Foot Platform

Description	Price	HCPCS Code
<input type="checkbox"/> Base Mounted Foot Platform	Standard	
<input type="checkbox"/> No Foot Platform	No Charge	

Drive Wheels

Description	Price	HCPCS Code
<input type="checkbox"/> 3" x 14" Flat Free	Standard	
<input type="checkbox"/> 4" x 14" Flat Free, Knobby, Extended Traction Tires <i>Increases overall base width by 1.5"</i>	\$551	
<input type="checkbox"/> 3" x 14" Pneumatic	No Charge	
<input type="checkbox"/> 4" x 14" Pneumatic, Knobby, Extended Traction Tires <i>Increases overall base width by 1.5"</i>	\$551	

Rim Color Options:

<input type="checkbox"/> ● Silver <i>Standard</i>	<input type="checkbox"/> Matching	<input type="checkbox"/> Non-Matching
---	-----------------------------------	---------------------------------------

Rim Color: \$50 (Available through SOF)

<input type="checkbox"/> ● Black	<input type="checkbox"/> ● Candy Apple Red	<input type="checkbox"/> ● Emerald Green
<input type="checkbox"/> ● Orion Yellow	<input type="checkbox"/> ● Pearl Pink	<input type="checkbox"/> ● Sapphire Blue
<input type="checkbox"/> ● Sunburst Orange	<input type="checkbox"/> ● True Blue	<input type="checkbox"/> ● Viper Blue

Batteries

Description	Price	HCPCS Code
<input type="checkbox"/> NF-22, 50 Amp Batteries		
<input type="checkbox"/> Maintenance Free AGM (MK) (each)	\$295	E2361
<input type="checkbox"/> Maintenance Free Gel Cell (Universal) (each)	\$295	E2361
<input type="checkbox"/> Maintenance Free Gel Cell (MK) (each)	\$295	E2361
<input type="checkbox"/> No Batteries		

Installation:

<input type="checkbox"/> Batteries Installed
<input type="checkbox"/> Do Not Install

Rear Caster Beam

Description	Price	HCPCS Code
<input type="checkbox"/> Split Caster Beam	Standard	
<input type="checkbox"/> Extended Rear Beam <i>For Future Rear Accessory Upgrades; Automatically included with vent tray.</i>	No Charge	





LED Light Package

Description	Price	HCPCS Code
<input type="checkbox"/> Through Q-Logic 2 EX or NE+ 8-Key w/ Lights	\$995	



Quantum Q6 Edge with TRU-Balance® 3 Static Seating

Non-Expandable Controls

Description	Price	HCPCS Code
<input type="checkbox"/>  75 Amp NE	Standard	
<input type="checkbox"/>  75 Amp NE+ 6-Key on Tilt Only <i>For up to 2 actuators through joystick on single power base only</i>	No Charge	
<input type="checkbox"/>  75 Amp NE+ 6-Key <i>For up to 2 Actuators through joystick</i>	\$200	
<input type="checkbox"/>  75 Amp NE+ 8-Key <i>For Lights</i>	\$400	

Expandable Controls

Description	Price	HCPCS Code
<input type="checkbox"/>  100 Amp Q-Logic 2 EX Controller <i>Required with Q-Logic Electronics</i>	\$695	E2377
<input type="checkbox"/> Expandable Controller Harness <i>Required with Q-Logic Electronics</i>	\$350	E2313
<input type="checkbox"/>  Q-Logic 2 EX Joystick	\$700	
<input type="checkbox"/>  Q-Logic 2 EX Joystick <i>For Lights</i>	\$700	

Color Options:

☐ ● Black Soft Touch *Standard*

☐ Matching



☐ Non-Matching

Joystick Color Shroud: \$50

- ☐ ● Black
☐ ● Orion Yellow
☐ ● Silver
☐ ● Viper Blue

- ☐ ● Candy Apple Red
☐ ● Pearl Pink
☐ ● Sunburst Orange

- ☐ ● Emerald Green
☐ ● Sapphire Blue
☐ ● True Blue

<input type="checkbox"/>  Stand Alone Joystick with External Charger Port	\$700	E2373
Features: <ul style="list-style-type: none"> Up to 3 drive profiles and 1 seating profile when used alone. Use in conjunction w/ enhanced display for up to 5 profiles. Auxiliary functions including Bluetooth Mouse and IR. 		
<input type="checkbox"/>  Q-Logic 2 Enhanced Display Kit	\$700	
Includes: <ul style="list-style-type: none"> Enhanced Display Flexible Gooseneck Gooseneck Mounting Bracket 		
Features: <ul style="list-style-type: none"> Specialty controls interface w/ 3.5" LCD display Up to 5 profiles to control drive, seat and auxiliary functions Integrated single switch scanner, Bluetooth mouse emulator and IR controls Bluetooth connectivity for mobile devices 		

Color Options:

☐ ● Black Soft Touch *Standard*

☐ Matching





☐ Non-Matching

Display Color Shroud: \$50

- ☐ ● Black
☐ ● Orion Yellow
☐ ● Silver
☐ ● Viper Blue

- ☐ ● Candy Apple Red
☐ ● Pearl Pink
☐ ● Sunburst Orange

- ☐ ● Emerald Green
☐ ● Sapphire Blue
☐ ● True Blue

<input type="checkbox"/>  Adult i-Drive Tri Array Series, 3-Switch w/ Egg Switch for Mode	\$4,175	E2330
Stealth: IDH200-1 Features: 3 embedded proximity sensors for drive control, and an egg switch for mode change		
<input type="checkbox"/>  Egg Switch	\$77	
<input type="checkbox"/> ● Red <i>Stealth: ESRED</i> <input type="checkbox"/> ● Blue <i>Stealth: ESBLU</i> <input type="checkbox"/> ● Black <i>Stealth: ESBLK</i>	<input type="checkbox"/> ● Green <i>Stealth: ESGRN</i> <input type="checkbox"/> ● Yellow <i>Stealth: ESYEL</i>	
<input type="checkbox"/>  USB Mobile Device Charger	\$175	
Available with NE, NE+ and Q-Logic 2 EX controllers; Can only charge 1 device at a time. A multiplier harness is required with all Static and Tilt only seating systems. The selection of more than 3 modules requires an additional multiplier.		
<input type="checkbox"/>  NEW!!! SCIM Module	\$575	
Allows use of joystick display for specialty controls; Up to 5 profiles to control drive, seat and auxiliary functions; Excludes sip-n-puff and single switch functions; A switch is required to operate the input device attached to the SCIM module; Includes accessory bar on TB3; <i>Only available with Q-Logic 2.</i>		
<input type="checkbox"/> Click Here for Alternative Drive Devices		



Quantum Q6 Edge with TRU-Balance® 3 Static Seating


Joystick Handles

<input type="checkbox"/>	Standard Carrot Handle	Standard	
<input type="checkbox"/>	Mushroom Handle	\$71	E2323
<input type="checkbox"/>	T-Bar	\$107	E2323
<input type="checkbox"/>	Chin Cup <i>Use HCPCS Code E2323 when Chin Cup not used in conjunction with a chin control.</i>	\$71	E2324
<input type="checkbox"/>	Extended I-Handle	\$71	E2323
<input type="checkbox"/>	Soft Ball Handle	\$50	E2323
<input type="checkbox"/>	Medium Ball Handle	\$50	E2323
<input type="checkbox"/>	Bodypoint 3 Inch Goal Post Handle	\$69	E2323
<input type="checkbox"/>	Bodypoint 4 Inch Goal Post Handle	\$69	E2323

Joystick Mounting Brackets

<input type="checkbox"/>	Fixed, Inline <i>Not available with Q-Logic 2 EX Stand Alone Joystick.</i>	Standard	
<input type="checkbox"/>	<input type="checkbox"/> Left <input type="checkbox"/> Right		
<input type="checkbox"/>	Swing-Away	\$210	E1028
<input type="checkbox"/>	<input type="checkbox"/> Left <input type="checkbox"/> Right		
<input type="checkbox"/>	NEW!!! Retractable Swing-Away Joystick Arm Kit <i>Full 180° Movement</i>	\$250	E1028
<input type="checkbox"/>	<input type="checkbox"/> Left <input type="checkbox"/> Right		
<input type="checkbox"/>	Multi-Axis	\$100	
<input type="checkbox"/>	<input type="checkbox"/> Left <input type="checkbox"/> Right		
<input type="checkbox"/>	No Joystick Mount		

Programming

<input type="checkbox"/>	 Q-Logic EX/NE Programmer	\$545
<input type="checkbox"/>	Q-Logic PC Programming Disk w/ Cable <i>Works with Q-Logic 2 EX only.</i>	\$750


TRU-Balance®3 Static Seating

Description	Price	HCPCS Code
<input type="checkbox"/> Tru-Balance®3 Static Seat	\$2,295	
Power Lift Option:		
<input type="checkbox"/> Tru-Balance®3 10" Lift	\$2,295	
<i>10" of scissor lift, 1/4 speed inhibit; Requires Q-Logic 2 EX; Not available with manual recline back.</i>		

TRU-Balance®3 Manual Positioning Option

Description	Price	HCPCS Code
<input type="checkbox"/> Attendant Manual Recline	\$500	E1226
<i>Push handles are required. Not available with Back Cane option.</i>		

Electronics for Power Foot Riggings

Description	Price	HCPCS Code
<input type="checkbox"/> Single Actuator Through Joystick <i>AFP, PES or Lift Only. HCPCS code used only with power AFP.</i>	\$1,175	E2310 ¹
<input type="checkbox"/> Dual Actuator Through NE+ 6 Key <i>If a lift is chosen an AFP is available, not power ALR's.</i>	\$2,375	E2310/E2311 ²
<input type="checkbox"/> Through Q-Logic 2 EX Controller <i>HCPCS Code used only with power legrests.</i>	\$1,175	E2310/E2311 ²
<input type="checkbox"/>  NEW!!! Through Q-Logic 2 EX Controller and Single Function with 4-Button Actuator	\$2,375	
<i>Includes AAM and 4-button actuator module. Only available with TB3 armrests.</i>		
<input type="checkbox"/> Left Mount		
<input type="checkbox"/> Right Mount		

1. Power AFP or Single Power ELR

2. Independent Power Legrests



Quantum Q6 Edge with TRU-Balance® 3 Static Seating

TRU-Balance®3 Seat Specifications

Seat Width:

- ☐ 12"W¹
- ☐ 13"W²
- ☐ 14"W
- ☐ 15"W²
- ☐ 16"W
- ☐ 17"W
- ☐ 18"W
- ☐ 19"W
- ☐ 20"W
- ☐ 21"W
- ☐ 22"W

Seat Width Package:

- ☐ 12"W-16"W
- ☐ 16"W-20"W
- ☐ 20"W-24"W

Seat Depth:

- ☐ 12"D
- ☐ 13"D
- ☐ 14"D
- ☐ 15"D
- ☐ 16"D
- ☐ 17"D
- ☐ 18"D
- ☐ 19"D
- ☐ 20"D
- ☐ 21"D
- ☐ 22"D

Seat Depth Package:

- ☐ 12"D-16"D
- ☐ 16"D-20"D
- ☐ 20"D-24"D

1. 16" - 17" depth is not available

2. Only available with non-matching back width

TRU-Balance®3 Seat to Floor Height

Static Seat:

- ☐ 16.5" Seat to Floor
- ☐ 17.5" Seat to Floor
- ☐ 18.5" Seat to Floor

Lift:

- ☐ 18.5" Seat to Floor
- ☐ 19.5" Seat to Floor
- ☐ 20.5" Seat to Floor

TRU-Balance® 3 Back Type


Description	Price	HCPCS Code
<input type="checkbox"/> Static Back	Standard	
<input type="checkbox"/> Flip Forward Back <i>Only available w/ 2-post, flip back armrest. Not available on 12"-14"widths or with attendant manual recline.</i>	\$150	
<input type="checkbox"/> NEW!!! Back Cane Option <i>Only available with "Omit Back" and 2-post, flip back armrests.</i>	(-\$125)	
Back Cane Type:		
<input type="checkbox"/> Angle Adjustable	Standard	
<input type="checkbox"/> Flip Forward	\$35	
<input type="checkbox"/> 1" Endo	\$25	
<input type="checkbox"/> 2" Endo	\$25	
Back Cane Height:		
<input type="checkbox"/> 16"H		
<input type="checkbox"/> 17"H		
<input type="checkbox"/> 20"H		
<input type="checkbox"/> 21"H		
<input type="checkbox"/> 24"H		
<input type="checkbox"/> 25"H		



Quantum Q6 Edge with TRU-Balance® 3 Static Seating

TRU-Balance® 3 Back Specifications


+/-4" of Seat Width. Odd heights = 4" Gap, even heights = 3" gap. Measurements listed is overall back height.

☐  **TRU-Comfort Back** \$595 E2620 for 20"W or less, \$695 E2621 for 22"W or greater

☐ 4-way stretch

☐ Air mesh

\$595/\$695 E2620/E2621

☐  **Sport Back**

No Charge

Size:

<input type="checkbox"/> 12"Wx14"H	<input type="checkbox"/> 18"Wx24"H	<input type="checkbox"/> 21"Wx24"H ¹
<input type="checkbox"/> 12"Wx15"H	<input type="checkbox"/> 18"Wx25"H	<input type="checkbox"/> 21"Wx25"H ¹
<input type="checkbox"/> 14"Wx16"H	<input type="checkbox"/> 19"Wx16"H	<input type="checkbox"/> 22"Wx16"H
<input type="checkbox"/> 14"Wx17"H	<input type="checkbox"/> 19"Wx17"H	<input type="checkbox"/> 22"Wx17"H
<input type="checkbox"/> 16"Wx16"H	<input type="checkbox"/> 19"Wx18"H	<input type="checkbox"/> 22"Wx18"H
<input type="checkbox"/> 16"Wx17"H	<input type="checkbox"/> 19"Wx19"H	<input type="checkbox"/> 22"Wx19"H
<input type="checkbox"/> 16"Wx18"H	<input type="checkbox"/> 19"Wx20"H	<input type="checkbox"/> 22"Wx20"H
<input type="checkbox"/> 16"Wx19"H	<input type="checkbox"/> 19"Wx21"H	<input type="checkbox"/> 22"Wx21"H
<input type="checkbox"/> 16"Wx20"H	<input type="checkbox"/> 19"Wx22"H	<input type="checkbox"/> 22"Wx22"H
<input type="checkbox"/> 16"Wx21"H	<input type="checkbox"/> 19"Wx23"H	<input type="checkbox"/> 22"Wx23"H
<input type="checkbox"/> 16"Wx22"H	<input type="checkbox"/> 20"Wx16"H	<input type="checkbox"/> 23"Wx16"H ¹
<input type="checkbox"/> 16"Wx23"H	<input type="checkbox"/> 20"Wx17"H	<input type="checkbox"/> 23"Wx17"H ¹
<input type="checkbox"/> 17"Wx16"H	<input type="checkbox"/> 20"Wx18"H	<input type="checkbox"/> 23"Wx18"H ¹
<input type="checkbox"/> 17"Wx17"H	<input type="checkbox"/> 20"Wx19"H	<input type="checkbox"/> 23"Wx19"H ¹
<input type="checkbox"/> 17"Wx18"H	<input type="checkbox"/> 20"Wx20"H	<input type="checkbox"/> 23"Wx20"H ¹
<input type="checkbox"/> 17"Wx19"H	<input type="checkbox"/> 20"Wx21"H	<input type="checkbox"/> 23"Wx21"H ¹
<input type="checkbox"/> 17"Wx20"H	<input type="checkbox"/> 20"Wx22"H	<input type="checkbox"/> 23"Wx22"H ¹
<input type="checkbox"/> 17"Wx21"H	<input type="checkbox"/> 20"Wx23"H	<input type="checkbox"/> 23"Wx23"H ¹
<input type="checkbox"/> 17"Wx22"H	<input type="checkbox"/> 20"Wx24"H	<input type="checkbox"/> 24"Wx16"H
<input type="checkbox"/> 17"Wx23"H	<input type="checkbox"/> 20"Wx25"H	<input type="checkbox"/> 24"Wx17"H
<input type="checkbox"/> 18"Wx16"H	<input type="checkbox"/> 21"Wx16"H ¹	<input type="checkbox"/> 24"Wx18"H
<input type="checkbox"/> 18"Wx17"H	<input type="checkbox"/> 21"Wx17"H ¹	<input type="checkbox"/> 24"Wx19"H
<input type="checkbox"/> 18"Wx18"H	<input type="checkbox"/> 21"Wx18"H ¹	<input type="checkbox"/> 24"Wx20"H
<input type="checkbox"/> 18"Wx19"H	<input type="checkbox"/> 21"Wx19"H ¹	<input type="checkbox"/> 24"Wx21"H
<input type="checkbox"/> 18"Wx20"H	<input type="checkbox"/> 21"Wx20"H ¹	<input type="checkbox"/> 24"Wx22"H
<input type="checkbox"/> 18"Wx21"H	<input type="checkbox"/> 21"Wx21"H ¹	<input type="checkbox"/> 24"Wx23"H
<input type="checkbox"/> 18"Wx22"H	<input type="checkbox"/> 21"Wx22"H ¹	
<input type="checkbox"/> 18"Wx23"H	<input type="checkbox"/> 21"Wx23"H ¹	

Back Width Package:

☐ 10"W-14"W

☐ 16"W-20"W

☐ 20"W-24"W

☐ 25"W-28"W

1. Not available with TRU-Comfort Back

TRU-Balance® 3 Back Specifications

Color Shroud Option:

☐ ● Black Standard

☐ Matching

☐ Non-Matching

Color Options:

<input type="checkbox"/> ● Black	<input type="checkbox"/> ● Candy Apple Red	<input type="checkbox"/> ● Emerald Green
<input type="checkbox"/> ● Orion Yellow	<input type="checkbox"/> ● Pearl Pink	<input type="checkbox"/> ● Sapphire Blue
<input type="checkbox"/> ● Silver	<input type="checkbox"/> ● Sunburst Orange	<input type="checkbox"/> ● True Blue
<input type="checkbox"/> ● Viper Blue		

Additional TRU-Balance® 3 Back Options

☐ Large Lateral Positioning Wedge (pair) \$30

Not available on Backs 16"-17"H w/ limited adjustability on 18"H. Not available with Back Cane Option

☐ Aftermarket Back Interface Overall seat depth may need to be adjusted to accommodate certain backs. \$200

Contact your Quantum specialist for details. Does not include brackets to mount aftermarket back. SOF is required on back widths less than 16".

☐ Omit Back (-\$100)

☐ Comfort Company Back *See Comfort Company order form* Varies

Privacy Flap:

☐ 8.75"W \$35

☐ 12.75"W \$35





Quantum Q6 Edge with TRU-Balance® 3 Static Seating

Armrests

Description	Price	HCPCS Code
<input type="checkbox"/> TB3 Armrests <i>May interfere with swing-away laterals. Choose height package below.</i>	No Charge	
<input type="checkbox"/> Down Post <i>+/- up to 2" difference between seat and back width</i>	\$175	
Left Armrest Height Package:		
<input type="checkbox"/> 8"-12" Height		
<input type="checkbox"/> 12"-16" Height		
<input type="checkbox"/> 2-Post, Flip Back, Height Adjustable, Removable <i>Height range 9"-13" Not available with a depth less than 16"; Required with flip forward back and laptrays.</i>	No Charge	
Left Armpad Length:		
<input type="checkbox"/> 14"L Full Length		
<input type="checkbox"/> 10"L Desk Length		
Left Armpad Style:		
<input type="checkbox"/> Straight		
<input type="checkbox"/> Waterfall		
<input type="checkbox"/> Falcon, Gel, Full Length 3"W x 14"L	\$92.50 ea.	
<input type="checkbox"/> Mounting Plate, Full Length ¹	\$56.52 ea.	
<input type="checkbox"/> Falcon, Gel, Desk Length 3"W x 10"L	\$70 ea.	
<input type="checkbox"/> Mounting Plate, Desk Length ¹	\$56.20 ea.	
Right Armrest Height Package:		
<input type="checkbox"/> 8"-12" Height		
<input type="checkbox"/> 12"-16" Height		
Right Armpad Length:		
<input type="checkbox"/> 14"L Full Length		
<input type="checkbox"/> 10"L Desk Length		
Right Armpad Style:		
<input type="checkbox"/> Straight		
<input type="checkbox"/> Waterfall		
<input type="checkbox"/> Falcon, Gel, Full Length 3"W x 14"L	\$92.50 ea.	
<input type="checkbox"/> Mounting Plate, Full Length ¹	\$56.52 ea.	
<input type="checkbox"/> Falcon, Gel, Desk Length 3"W x 10"L	\$70 ea.	
<input type="checkbox"/> Mounting Plate, Desk Length ¹	\$56.20 ea.	








1. Required only with 2-post, flip back, height adjustable, removable armrests.

TRU-Balance®3 Premium Installed Accessories

<input type="checkbox"/>		Push Handles (pair) <i>Not available with O2 holder, Back Cane Option, or vent tray. Required with attendant manual recline.</i>	\$175	
<input type="checkbox"/>		Accessory bar <i>Comes standard with the SCIM module, Trilogy vent tray and O2 holder. May be added to mount additional accessories to back of unit. Not available with Back Cane Option.</i>	\$100	

TRU-Balance®3 Premium Accessories

Premium accessories will be shipped with the unit, not installed. Multiple accessories can be mounted along the various tracks, some interference may occur.






<input type="checkbox"/>		Clothing Guard (pair)	\$175	
<input type="checkbox"/>		Glove Box	\$100	
<input type="checkbox"/>		Hydration System	\$175	
<input type="checkbox"/>		Oxygen Holder	\$150	E2208
<input type="checkbox"/>		Oxygen Holder for use w/ Back Cane Option	\$150	E2208
<input type="checkbox"/>		Transfer Bar (pair) (Quick Release)	\$175	
<input type="checkbox"/>		Transfer Bar (pair) (Bolt-On)	\$175	
<input type="checkbox"/>		iPad holder	\$375	





Quantum Q6 Edge with TRU-Balance® 3 Static Seating

TRU-Balance®3 Complimentary Accessories

Choose two complimentary items in this section. Each additional item will be \$25 MSRP.

- ☐  Cup Holder *Not available with 2-post, flip back armrests or Back Cane Option*
- ☐  Personal Item Hook *Not available with Back Cane Option*
- ☐  Reflector Kit
- ☐  Cell Phone/Media Holder *Not available w/ 2-post, flip back armrests or Back Cane Options*
- ☐  **NEW!!!** Backpack Holder (pair) *Not available with Back Cane Option.*

Laterals

Description	Price	HCPCS Code
<input type="checkbox"/>  Stealth Thoracic Lateral <i>Swing-Away laterals may interfere with cantilever and 2-post, flip-up armrest. Not available w/ Back Cane Option</i>		
Bracket: <input type="checkbox"/> Swing-Away, Rail Mounts (pair)	\$450	E1028
Pads: <input type="checkbox"/> Curved Pad, 2" x 3" (pair)	\$200	E0956
<input type="checkbox"/> Curved Pad, 3" x 5" (pair)	\$200	E0956
<input type="checkbox"/> Curved Pad, 4" x 6" (pair)	\$200	E0956
Lateral Installation: <input type="checkbox"/> Install <input type="checkbox"/> Do not Install		
<input type="checkbox"/>  Stealth Pelvic/Thigh Guides <i>Pelvic/Thigh guides may interfere with the joystick receiver block.</i>		
Side: <input type="checkbox"/> Left <input type="checkbox"/> Right		
Bracket: <input type="checkbox"/> Flip Down	\$225 ea.	E1028
<input type="checkbox"/> NEW!!! Flip Down with Full Surface Contact Feature	\$225 ea.	E1028
<input type="checkbox"/> Removable	\$250 ea.	E1028
<input type="checkbox"/> Removable w/ 1" Offset	\$325 ea.	E1028
Adapter: <input type="checkbox"/> 2"Height Adapter Plate <i>Height adapter is needed w/ TRU-Comfort seat cushions. Not available/necessary with the flip down bracket.</i>	\$25 ea.	K0108
<input type="checkbox"/> NEW!!! 2 1/4" Adapter Plate <i>Only available/necessary with the flip down bracket</i>	\$50 ea.	K0108
Pads: <input type="checkbox"/> Short Pad, 4" x 4"	\$50 ea.	E0956
<input type="checkbox"/> Medium Pad, 4" x 8"	\$50 ea.	E0956
<input type="checkbox"/> Long Pad, 4" x 12"	\$50 ea.	E0956
Lateral Installation: <input type="checkbox"/> Install <input type="checkbox"/> Do not Install		



Quantum Q6 Edge with TRU-Balance® 3 Static Seating

Non-Powered Legrests

All efforts will be made to accommodate legrest length selection, but minor changes may need to be made to meet shipping guidelines. Some adjustments may be needed upon receipt of the unit.
Additional foot riggings can be found on page 10

Description	Price	HCPCS Code
<input type="checkbox"/> 60-90° Swing-Away Legrests adjustable in 5° Increments	\$162	
Rigging Selection:		
<input type="checkbox"/> Standard Matching Legrests (pair)		
<input type="checkbox"/> Non-Matching Legrests (pair)		
<input type="checkbox"/> Individual Legrests Left or Right Only		
Footplate Selection:		
<input type="checkbox"/> Angle-Adjustable Footplates Includes Heel Loops.	\$150	K0040
<input type="checkbox"/> Multi-Axis Footplates Includes Heel Loops.	\$495	K0040
<input type="checkbox"/> Standard, Extruded Footplates	No Charge	

Left Legrest:

Lower Extensions:

- ☐ 11"-13"L¹
- ☐ 11"-16.5"L²
- ☐ 13"-16.5"L¹
- ☐ 15.5"-19.5"L²

Right Legrest:

Lower Extensions:

- ☐ 11"-13"L¹
- ☐ 11"-16.5"L²
- ☐ 13"-16.5"L¹
- ☐ 15.5"-19.5"L²

☐ Angle Adjustable/Multi-Axis Footplate Size:

- ☐ 4"W x 6"D
- ☐ 5"W x 6"D
- ☐ 5"W x 8"D
- ☐ 6"W x 8"D³
- ☐ 6"W x 11"D³
- ☐ 8"W x 11"D⁴

- ☐ 4"W x 6"D
- ☐ 5"W x 6"D
- ☐ 5"W x 8"D
- ☐ 6"W x 8"D³
- ☐ 6"W x 11"D³
- ☐ 8"W x 11"D⁴

☐ Standard, Extruded Footplate Size:

- ☐ 7.25"W x 6"D³
- ☐ 8.5"W x 6"D⁴

- ☐ 7.25"W x 6"D³
- ☐ 8.5"W x 6"D⁴

Accessories:

Description	Price	HCPCS Code
<input type="checkbox"/> Heel Loops (pair) Standard on Angle Adjustable and Multi-Axis footplates	\$38	E0951
<input type="checkbox"/> Wheel Bumpers (pair)	\$25	
<input type="checkbox"/> Gel Neoprene Footrest Sleeve (pair)	\$100	K0108
<input type="checkbox"/> Therafin Multi-Axis Amputee Support (each) <i>Swing-Away legrest upper assembly and receiver is required</i>	\$230	E1020
<input type="checkbox"/> Amputee Support Gel Cover (each)	\$150	K0108

- Not available with multi-axis footplates.
- Only available w/ angle adjustable footplates

- May cause interference on seat widths less than 18"
- May cause interference on seat widths less than 20"

60-90° Swing-Away Legrest Compatibility Matrix	TRU-Balance®3 Static Seat			TRU-Balance®3 Static Seat w/ Lift		
	Low	Medium	High	Low	Medium	High
Standard, 13" - 16.5"	!	!	✓	✓	✓	✓
Standard, 15.5" - 19.5"	X	!	!	!	!	!
Angle-Adjustable, 13" - 16.5"	!	!	✓	!	!	!
Angle-Adjustable, 15.5" - 19.5"	X	!	!	!	!	!
Multi-Axis, 15.5" - 19.5"	X	!	!	!	!	!

✓ This rigging Configuration causes no interference issues at this seat-to-floor height.

! This rigging configuration may interfere with the ground (less than 1.75" clearance when fully extended) and will

X This rigging configuration does not work with this seat-to-floor height.



Quantum Q6 Edge with TRU-Balance® 3 Static Seating

Non-Powered Legrests (cont.)

All efforts will be made to accommodate legrest length selection, but minor changes may need to be made to meet shipping guidelines. Some adjustments may be needed upon receipt of the unit.

Description	Price	HCPCS Code
<input type="checkbox"/> 90° Pediatric Swing-Away Legrests	\$162	
Rigging Selection:		
<input type="checkbox"/> Standard Matching Legrests (pair)		
<input type="checkbox"/> Non-Matching Legrests (pair)		
<input type="checkbox"/> Individual Legrests, left or right only		
Footplate Selection:		
<input type="checkbox"/> Angle-Adjustable Footplates <i>Includes heel loops.</i>	\$150	K0040

Left Legrest:

Lower Extensions:

☐ 7"-10"L

☐ **Angle Adjustable Footplate Size:**

☐ 4"W x 6"D

☐ 5"W x 6"D

Right Legrest:

Lower Extensions:

☐ 7"-10"L

☐ 4"W x 6"D

☐ 5"W x 6"D

Accessories:

☐ Wheel Bumpers (pair)

\$25

Headrests

Headrest Pads

Description	Price	HCPCS Code
<input type="checkbox"/> 8"W TRU-Comfort™ Air Mesh ¹	\$205	E0955
<input type="checkbox"/> 8"W TRU-Comfort™ ¹	\$205	E0955
<input type="checkbox"/> 10"W TRU-Comfort™ Air Mesh ¹	\$205	E0955
<input type="checkbox"/> 10"W TRU-Comfort™ ¹	\$205	E0955
<input type="checkbox"/> Stealth 10" Comfort Plus	\$142	E0955
<input type="checkbox"/> Stealth 14" Comfort Plus	\$142	E0955
<input type="checkbox"/> Stealth Small Contoured (9.75"W x 3"H)	\$205	E0955
<input type="checkbox"/> Stealth Large Contoured (11"W x 6"H)	\$205	E0955

Headrest Mounts

Description	Price	HCPCS Code
<input type="checkbox"/> TRU-Comfort™ Removable Headrest Bracket ²	\$210	E1028
<input type="checkbox"/> Stealth Removable Headrest Bracket	\$210	E1028
<input type="checkbox"/> Stealth's Worlds Best Removable Headrest Bracket	\$210	E1028
<input type="checkbox"/> No Bracket		

1. Measurement is taken from the inside of the headrest.

2. Only available w/ TRU-Comfort™ headrest pads.

Lap Belts

Description	Price	HCPCS Code
<input type="checkbox"/> 38" Lap Belt	Standard	
<input type="checkbox"/> 50" Lap Belt	Standard	
<input type="checkbox"/> 60" Lap Belt	Standard	
<input type="checkbox"/> 70" Lap Belt	Standard	
<input type="checkbox"/> 80" Lap Belt	Standard	
<input type="checkbox"/> 90" Lap Belt	Standard	
<input type="checkbox"/> 60" Padded Push Button, center Pull	\$115	
<input type="checkbox"/> Large 13-19", Hip Padded, Push Button	\$92	



Quantum Q6 Edge with TRU-Balance® 3 Static Seating

Synergy® Cushions







Description	Price	HCPCS Code
<input type="checkbox"/> Matching Seat Size		
<input type="checkbox"/> Non-Matching Seat Size		
<i>Please refer to Synergy Cushion order forms for detailed pricing, sizes, codes and part #'s</i>		
Simplicity Cushion: General Use		
<input type="checkbox"/> 16" x 16" - 20" x 24"	\$98	E2601
<input type="checkbox"/> 22" x 16" - 24" x 24"	\$98	E2602
Solution® Cushion: Skin Protection & Positioning		
<input type="checkbox"/> 10" x 10" - 20" x 24"	\$380	E2607
<input type="checkbox"/> 22" x 16" - 24" x 24"	\$430	E2608
Solution® 1 Cushion: Skin Protection		
<input type="checkbox"/> 14" x 14" - 20" x 24"	\$380	E2603
<input type="checkbox"/> 22" x 16" - 24" x 24"	\$430	E2604
Spectrum® Gel Cushion: Positioning		
<input type="checkbox"/> 12" x 10" - 20" x 24"	\$480	E2605
<input type="checkbox"/> 22" x 16" - 24" x 24"	\$530	E2606
Spectrum® Foam Cushion: Skin Protection & Positioning		
<input type="checkbox"/> 10" x 10" - 20" x 24"	\$480	E2607
<input type="checkbox"/> 22" x 16" - 24" x 24"	\$530	E2608
Spectrum® Air Contour Cushion: Adjustable Skin Protection		
<input type="checkbox"/> 14" x 12" - 20" x 24"	\$500	E2622
<input type="checkbox"/> 22" x 16" - 24" x 24"	\$550	E2623
Air Tube:		
<input type="checkbox"/> Left Side		
<input type="checkbox"/> Right Side		
Spectrum® Air Flat Cushion: Adjustable Skin Protection & Positioning		
<input type="checkbox"/> 14" x 12" - 20" x 24"	\$499	E2624
<input type="checkbox"/> 22" x 16" - 24" x 24"	\$549	E2625
Air Tube:		
<input type="checkbox"/> Left Side		
<input type="checkbox"/> Right Side		
TRU-Comfort™ 2 4-Way Stretch: Skin Protection		
<input type="checkbox"/> 16" x 14" - 20" x 24"	\$380	E2603
<input type="checkbox"/> 22" x 16" - 24" x 24"	\$480	E2604
TRU-Comfort™ 2 Air Mesh: Skin Protection		
<input type="checkbox"/> 16" x 14" - 20" x 24"	\$380	E2603
<input type="checkbox"/> 22" x 16" - 24" x 24"	\$480	E2604
TRU-Comfort™ Accessory:		
<input type="checkbox"/> Sport Seat Cushion Cover	\$100	
<i>Available as an additional cover option for both TRU-Comfort seat cushion styles. Only available in sizes listed.</i>		
<input type="checkbox"/> 16"W x 16"D		
<input type="checkbox"/> 18"W x 18"D		
<input type="checkbox"/> 20"W x 20"D		

Additional Accessories




Description	Price	HCPCS Code
<input type="checkbox"/> Large Weather Cover, Black	\$158	
<input type="checkbox"/> Quantum Backpack	\$60	
<i>May interfere with other rear accessories</i>		

Quantum Q6 Edge with TRU-Balance® 3 Static Seating

Additional Foot Rigging Accessories

Description		Price	HCPCS Code
<input type="checkbox"/> 	Therafin Flip-down Knee Abductor bracket (each)	\$172	E1028
	Pads:		
<input type="checkbox"/>	Small (3.5" x 3.25" x 4")	\$135	E0957
<input type="checkbox"/>	Small, Gel (3.5" x 3.25" x 4")	\$145	E0957
<input type="checkbox"/>	Medium (4" x 3.25" x 6")	\$135	E0957
<input type="checkbox"/>	Large (4.5" x 2.75" x 6")	\$135	E0957
<input type="checkbox"/> 	POSAlinc Knee Adductor for Swing-Away Legrests (pair)	\$512	K0108
<input type="checkbox"/>	POSAlinc Rail Mounted Knee Adductors (pair)	\$574	K0108
<input type="checkbox"/> 	Stealth Foot Boxes (pair)	\$475	K0108
<input type="checkbox"/>	Small		
<input type="checkbox"/>	Medium		
<input type="checkbox"/>	Large		
<input type="checkbox"/> 	Stealth Padded Shoe Holders (pair)	\$166	K0108
<input type="checkbox"/>	Small		
<input type="checkbox"/>	Medium		
<input type="checkbox"/>	Large		
<input type="checkbox"/> 	Ankle Huggers (pair)	\$156	K0108
<input type="checkbox"/>	Medium		
<input type="checkbox"/>	Large		
<input type="checkbox"/> 	Bodypoint High Mount, Clamp-On Footplates (pair)		
<input type="checkbox"/>	Angle Adjustable:		
<input type="checkbox"/>	Small, 4"x 7.75"	\$356	K0040
<input type="checkbox"/>	Large, 4.25" x 9.25"	\$356	K0040
<input type="checkbox"/>	Multi-Axis:		
<input type="checkbox"/>	Small, 4"x 7.75"	\$456	K0040
<input type="checkbox"/>	Large, 4.25" x 9.25"	\$460	K0040

Additional Armrest Accessories

Description		Price	HCPCS Code
<input type="checkbox"/> 	Ottobock Arm Channels (ea.):	\$104	E2209
	<i>A 2" narrower back width is recommended to avoid interference w/ the back cushion.</i>		
<input type="checkbox"/>	Small (4.75" x 8")		
<input type="checkbox"/>	Medium (4.75" x 11.5")		
<input type="checkbox"/>	Large (4.75" x 14")		
<input type="checkbox"/>	One Piece (4.75" x 18")		
<input type="checkbox"/>	Side:		
<input type="checkbox"/>	Left		
<input type="checkbox"/>	Right		
<input type="checkbox"/> 	Ottobock Hand Pads (ea.):	\$52	
	<i>Not available on same side as controller</i>		
<input type="checkbox"/>	Side:		
<input type="checkbox"/>	Left		
<input type="checkbox"/>	Right		
<input type="checkbox"/>	Size:		
<input type="checkbox"/>	Medium		
<input type="checkbox"/>	Large		
<input type="checkbox"/> 	Stealth Elbow Support (each)		
<input type="checkbox"/>	Side:		
<input type="checkbox"/>	Bracket-Left (each)	\$170	E1028
<input type="checkbox"/>	Bracket-Right (each)	\$170	E1028
<input type="checkbox"/>	Pad Size:		
<input type="checkbox"/>	3"W x 3"H (each)	\$50	K0108
<input type="checkbox"/>	4"W x 4"H (each)	\$50	K0108



Quantum Q6 Edge with TRU-Balance® 3 Static Seating

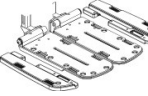


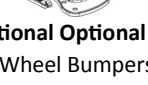
Center Mount Foot Platforms

All efforts will be made to accommodate legrest length selection, but minor changes may be needed to be made to meet shipping guidelines. Some adjustment may be needed upon receipt of unit.

Description	Price	HCPCS Code
<input type="checkbox"/> Center Mount Power Articulating Foot Platform Includes 10"W x 11"D Split Footplates	\$2,895	K0108
<input type="checkbox"/> Adjustable Center Mount Foot Platform Includes 10"W x 11"D Split Footplates	\$250	
Extensions:		
<input type="checkbox"/> 10-16"L		
<input type="checkbox"/> 13-19"L		
Calf Supports:		
<input type="checkbox"/> Calf Pads (pair)		
<input type="checkbox"/> Small ¹ (6"H x 6"W)	\$150	
<input type="checkbox"/> Large ¹ (8"H x 8"W, tapered to 6"W)	\$150	
<input type="checkbox"/> NEW!!! Calf Pad Covers (pair) (1/2" Soft Visco Foam)		
<input type="checkbox"/> Air Mesh	\$120	
<input type="checkbox"/> Reversed Dartex	\$120	
<input type="checkbox"/> Calf Panel (ea.)		
<input type="checkbox"/> Small (8"H x 18"W)	\$150	
<input type="checkbox"/> Large (8"H x 24"W)	\$200	
<i>Only available on 20"W or greater.</i>		
<input type="checkbox"/> NEW!!! Calf Panel Covers (1/2" Soft Visco Foam)		
<input type="checkbox"/> Air Mesh	\$120	
<input type="checkbox"/> Reversed Dartex	\$120	

Optional Modular Footplate Extension Components/Kits:

Assembly required. May require seating configuration adjustments to avoid front caster interference.

<input type="checkbox"/>		4" Width Extension Kit	\$50
<input type="checkbox"/>		2" Bell Shaped, Length Extension Kit	\$50
<input type="checkbox"/>		4" Width Extension with 2" Bell Shaped, Length Extension Kit	\$75
<input type="checkbox"/>		6-Piece Extension Stock Kit (Includes all above pieces)	\$95

Additional Optional Accessories:

<input type="checkbox"/> Wheel Bumpers (pair)	\$25
<input type="checkbox"/> Footplate Connector	\$49
<input type="checkbox"/> NEW!!! Footplate Cover, Reversed Dartex (1/2" Soft Visco Foam)	\$120

Not available with modular footplate extension components/kits.

1. Comes standard with articulating foot platform.

Adjustable Center Mount Foot Platform Compatibility Matrix	TRU-Balance®3 Static Seat			TRU-Balance®3 Static Seat w/ Lift		
	Low	Medium	High	Low	Medium	High
10"-16" Extension	!	!	✓	✓	✓	✓
13"-19" Extension	!	!	!	!	!	!



This rigging Configuration causes no interference issues at this seat-to-floor height.



This rigging configuration may interfere with the ground (less than 1.75" clearance when fully extended) and will reduce obstacle climbing ability.



Quantum Q6 Edge with TRU-Balance® 3 Static Seating

Powered Legrests

All efforts will be made to accommodate legrest length selection, but minor changes may need to be made to meet shipping guidelines. Some adjustments may be needed upon receipt of the unit.

Description	Price	HCPCS Code
<input type="checkbox"/> 70° Power Articulating Swing-Away Legrests 4" articulation range <i>Use code K0108 for an individual legrest.</i>	\$2,395	E1010

Rigging Selection:

- ☐ Standard Matching Legrests (pair)
- ☐ Non-Matching Legrests (pair)
- ☐ Individual Legrests (Left or Right Only)

Operation Method:

- ☐ Independent
- ☐ Combined

Footplate Selection:

- ☐ Angle Adjustable Footplates (pair) *Includes heel loops.*

\$150

K0040

Left Legrest

Lower Extensions:

- ☐ 11"-13"L
- ☐ 14.5"-18"L
- ☐ 17.5"-21"L

Right Legrest

Lower Extensions:

- ☐ 11"-13"L
- ☐ 14.5"-18"L
- ☐ 17.5"-21"L

☐ Angle Adjustable Footplate Size:

- ☐ 4"W x 6"D
- ☐ 5"W x 6"D
- ☐ 5"W x 8"D
- ☐ 6"W x 8"D¹
- ☐ 6"W x 11"D¹
- ☐ 8"W x 11"D²

- ☐ 4"W x 6"D
- ☐ 5"W x 6"D
- ☐ 5"W x 8"D
- ☐ 6"W x 8"D¹
- ☐ 6"W x 11"D¹
- ☐ 8"W x 11"D²

Accessories:

Description	Price	HCPCS Code
<input type="checkbox"/> Small Calf Pad (pair) 6"W - 5.35"H	No Charge	
<input type="checkbox"/> Large Calf Pad (pair) 8"W x 5.86"H	No Charge	
<input type="checkbox"/> Gel Padded Knee Adductor (pair)	\$100	K0108

1. May cause interference on seat widths less than 18"

2. May cause interference on seat widths less than 20"

Power Elevating Legrest Compatibility Matrix	TRU-Balance®3 Static Seat			TRU-Balance®3 Static Seat w/ Lift		
	Low	Medium	High	Low	Medium	High
Angle-Adjustable, 11" - 13"	✓	✓	✓	✓	✓	✓
Angle-Adjustable, 14.5" - 18"	!	!	!	!	!	✓
Angle-Adjustable, 17.5" - 21"	X	X	X	X	!	!



This rigging Configuration causes no interference issues at this seat-to-floor height.



This rigging configuration may interfere with the ground (less than 1.75" clearance when fully extended) and will



This rigging configuration does not work with this seat-to-floor height.