

**Quantum® Q6 Edge 2.0 with  
Static Synergy Seating  
Group 3**



**QUANTUM REHAB®**

**Pride Mobility Products Corporation®**  
182 Susquehanna Ave., Exeter, PA 18643  
Phone: (866)800-2002 • Fax: (866) 707-3422  
Email: quantumorders@pridemobility.com

Discount: \_\_\_\_\_  
Terms: \_\_\_\_\_  
Freight: \_\_\_\_\_  
Taken By: \_\_\_\_\_

Account Number: \_\_\_\_\_  
Provider Name: \_\_\_\_\_  
Contact: \_\_\_\_\_  
Phone: \_\_\_\_\_ Fax: \_\_\_\_\_  
Email: \_\_\_\_\_  
Date: \_\_\_\_\_  
PO#: \_\_\_\_\_  
Marked For: \_\_\_\_\_  
Ship to Address: \_\_\_\_\_  
City: \_\_\_\_\_ State: \_\_\_\_\_ Zip: \_\_\_\_\_

**Note Section**

**For Quantum Use:**

**For Provider Use:**

---

---

---

---

---

---

---

---

---

---



---

---

---

---

---

---

---

---

---

---

**Set-to-Spec**

*This section must be filled out, otherwise the selection will default to the mid-range measurements.*

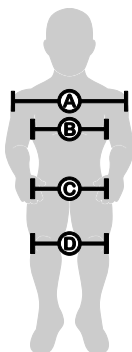
**Provide back height, center mount height and legrest height.**

**Set Back Height:** \_\_\_\_\_

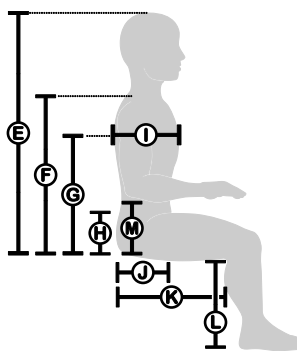
**Set Center Mount Length:** \_\_\_\_\_

**Set Legrest Length Left:** \_\_\_\_\_ **Right:** \_\_\_\_\_

**Height:** \_\_\_\_\_ **Weight:** \_\_\_\_\_



- A. Shoulder Width \_\_\_\_\_
- B. Chest Width \_\_\_\_\_
- C. Hip Width \_\_\_\_\_
- D. External Knee Width \_\_\_\_\_



- E. Maximum Sitting Height \_\_\_\_\_
- F. Shoulder Height \_\_\_\_\_
- G. Axilla Height \_\_\_\_\_
- H. PSIS Height \_\_\_\_\_
- I. Trunk Depth \_\_\_\_\_
- J. Ischial Depth \_\_\_\_\_
- K. Thigh Depth \_\_\_\_\_
- L. Lower Leg Length \_\_\_\_\_
- M. Elbow Height \_\_\_\_\_

*DME providers are responsible for determining appropriate billing codes when submitting for insurance reimbursement. HCPCS codes should not be considered as legal advice. All prices are MSRP.*



## Quantum Q6 Edge 2.0 with Synergy Seating

Description	Price	HCPCS Code
<b>Base Model</b>		
<input type="checkbox"/> <b>Quantum Q6 Edge 2.0 3S-SS</b> <i>300 lbs. wt capacity. Comes standard with a solid seat pan, 6 mph programmable motors, 8 amp off board charger. Dimensions of base without legrests are 24"W x 35.5"L</i>	\$6,308	K0848
<input type="checkbox"/> <b>Quantum Q6 Edge 2.0 3S-C</b> <i>300 lbs. wt capacity. Comes standard with a captain's seat (contoured seating), 6 mph programmable motors, 8 amp off board charger. Dimensions of base without legrests are 24"W x 35.5"L</i>	\$6,308	K0849
<input type="checkbox"/> <b>Quantum Q6 Edge 2.0 3SP-SS</b> <i>For use with PES. 300 lbs. wt capacity. Comes standard with a solid seat pan, 6 mph programmable motors, 8 amp off board charger. Dimensions of base without legrests are 24"W x 35.5"L</i>	\$6,508	K0856

### Colors

**Metallic Colors:**

<input type="checkbox"/> Red Corvette	<input type="checkbox"/> Black in Black	<input type="checkbox"/> Pretty in Pink	<input type="checkbox"/> Lime Light	<input type="checkbox"/> Silver Bullet	<input type="checkbox"/> Orange Crush
<input type="checkbox"/> Electric Blue	<input type="checkbox"/> White Satin	<input type="checkbox"/> Deep Purple	<input type="checkbox"/> Grey Street	<input type="checkbox"/> Midnight Blue	<input type="checkbox"/> Yellow Blaze

**Patterns: \$800** *(Available through SOF)*☐ Mossy Oak

### Base Mounted Foot Platform

<input type="checkbox"/> Base Mounted Foot Platform	Standard
<input type="checkbox"/> No Foot Platform	No Charge

### Drive Wheels

<input type="checkbox"/> 3" x 14" Flat Free Black Tires	Standard
<input type="checkbox"/> 4" x 14" Flat Free Black Tires, Knobby, Extended Traction Tires <i>Increases overall base width by 1.5"</i>	\$551
<input type="checkbox"/> 3" x 14" Pneumatic Black Tires	No Charge
<input type="checkbox"/> 4" x 14" Pneumatic Black Tires, Knobby, Extended Traction Tires <i>Increases overall base width by 1.5"</i>	\$551

**Rim Color:**☐ Silver Bullet ☐ Matching ☐ Non-Matching**Rim Color Options: \$85** *(Only available through SOF)*

<input type="checkbox"/> Red Corvette	<input type="checkbox"/> Black in Black	<input type="checkbox"/> Pretty in Pink	<input type="checkbox"/> Lime Light	<input type="checkbox"/> Midnight Blue	<input type="checkbox"/> Yellow Blaze
<input type="checkbox"/> Electric Blue	<input type="checkbox"/> White Satin	<input type="checkbox"/> Deep Purple	<input type="checkbox"/> Grey Street	<input type="checkbox"/> Orange Crush	

### Front Caster Forks

<input type="checkbox"/> Single Sided Forks <i>Coming Soon</i>	Standard
<input type="checkbox"/> Dual Sided Forks	No Charge

### Batteries




<input type="checkbox"/> NF-22, 50 Amp Batteries		
<input type="checkbox"/> Maintenance Free AGM (MK) (each)	\$295	E2361
<input type="checkbox"/> Maintenance Free Gel Cell (MK) (each)	\$295	E2361

☐ No Batteries**Installation:**☐ Batteries Installed ☐ Do Not Install

### LED Light Package


































<input type="checkbox"/> Through Q-Logic 2 EX or NE+ 8-Key w/ Lights	\$995
--	-------

### Non-Expandable Controls

<input type="checkbox"/>  75 Amp NE	Standard
<input type="checkbox"/>  75 Amp NE+ 6-Key <i>For up to 2 Actuators through joystick</i>	\$200
<input type="checkbox"/>  75 Amp NE+ 8-Key <i>For Lights</i>	\$400



## Quantum Q6 Edge 2.0 with Synergy Seating

Description	Price	HCPCS Code			
Expandable Controls					
<input type="checkbox"/>  100 Amp Q-Logic 2 EX Controller <i>Required with Q-Logic Electronics</i>	\$695				
<input type="checkbox"/>  Expandable Controller Harness <i>Required with Q-Logic Electronics</i>	\$350				
<input type="checkbox"/>  Q-Logic 2 EX Joystick	\$700				
<input type="checkbox"/>  Q-Logic 2 EX Joystick <i>For Lights</i>	\$700				
<b>Q-Logic Color Shroud Options:</b>					
<input type="checkbox"/>  Black <i>Soft Touch Standard</i>	<input type="checkbox"/> Matching	<input type="checkbox"/> Non-Matching			
<b>Joystick Color Shroud: \$50</b> <i>(Available through SOF, not available with 4"W tires)</i>					
<input type="checkbox"/>  Red Corvette	<input type="checkbox"/>  Black in Black	<input type="checkbox"/>  Pretty in Pink	<input type="checkbox"/>  Lime Light	<input type="checkbox"/>  Silver Bullet	<input type="checkbox"/>  Orange Crush
<input type="checkbox"/>  Electric Blue	<input type="checkbox"/>  White Satin	<input type="checkbox"/>  Deep Purple	<input type="checkbox"/>  Grey Street	<input type="checkbox"/>  Midnight Blue	<input type="checkbox"/>  Yellow Blaze
<input type="checkbox"/>  Stand Alone Joystick with External Charger Port	\$700				
<i>Features:</i> <ul style="list-style-type: none"><li>• Up to 3 drive profiles and 1 seating profile when used alone.</li><li>• Use in conjunction w/ enhanced display for up to 5 profiles.</li><li>• Auxiliary functions including Bluetooth Mouse and IR.</li></ul>					
<input type="checkbox"/>  Q-Logic 2 Enhanced Display Kit	\$1,884.93				
<i>Includes:</i> <ul style="list-style-type: none"><li>• Enhanced Display</li><li>• Flexible Gooseneck</li><li>• Gooseneck Mounting Bracket</li></ul> <i>Features:</i> <ul style="list-style-type: none"><li>• Specialty controls interface w/ 3.5" LCD display</li><li>• Up to 5 profiles to control drive, seat and auxiliary functions</li><li>• Integrated single switch scanner, Bluetooth moust emulator and IR controls</li><li>• Bluetooth connectivity for mobile devices</li></ul>					
<b>Enhanced Display Color Options:</b>					
<input type="checkbox"/>  Black <i>Soft Touch Standard</i>	<input type="checkbox"/> Matching	<input type="checkbox"/> Non-Matching			
<b>Display Color Shroud: \$50</b> <i>(Available through SOF, not available with 4"W tires)</i>					
<input type="checkbox"/>  Red Corvette	<input type="checkbox"/>  Black in Black	<input type="checkbox"/>  Pretty in Pink	<input type="checkbox"/>  Lime Light	<input type="checkbox"/>  Silver Bullet	<input type="checkbox"/>  Orange Crush
<input type="checkbox"/>  Electric Blue	<input type="checkbox"/>  White Satin	<input type="checkbox"/>  Deep Purple	<input type="checkbox"/>  Grey Street	<input type="checkbox"/>  Midnight Blue	<input type="checkbox"/>  Yellow Blaze
<input type="checkbox"/>  USB Mobile Device Charger	\$175				
<i>Available with NE, NE+ and Q-Logic 2 EX controllers; Can only charge 1 device at a time. A multiplier harness is required with all Static and Tilt only seating systems. The selection of more than 3 modules requires an additional multiplier.</i>					
<input type="checkbox"/> <a href="#">Click Here for Alternative Drive Devices</a>					

<b>Joystick Handles</b>		
<input type="checkbox"/> Standard Carrot Handle	Standard	
<input type="checkbox"/> Mushroom Handle	\$71	E2323
<input type="checkbox"/> T-Bar	\$107	E2323
<input type="checkbox"/> Chin Cup <i>Use HCPCS Code E2323 when Chin Cup not used in conjunction with a chin control.</i>	\$71	E2324
<input type="checkbox"/> Extended I-Handle	\$71	E2323
<input type="checkbox"/> Soft Ball Handle	\$50	E2323
<input type="checkbox"/> Medium Ball Handle	\$50	E2323
<input type="checkbox"/> Bodypoint 3 Inch Goal Post Handle	\$69	E2323
<input type="checkbox"/> Bodypoint 4 Inch Goal Post Handle	\$69	E2323

<b>Joystick Mounting Brackets</b>		
<input type="checkbox"/> Fixed, Inline <i>Not available with Q-Logic 2 EX Stand Alone Joystick.</i>	Standard	
<input type="checkbox"/> Left		
<input type="checkbox"/> Right		
<input type="checkbox"/> Swing-Away	\$210	E1028
<input type="checkbox"/> Left		
<input type="checkbox"/> Right		
<input type="checkbox"/> Inline		
<input type="checkbox"/> Offset		
<input type="checkbox"/> Retractable Swing-Away Joystick Arm Kit <i>Full 180° Movement</i>	\$250	E1028
<input type="checkbox"/> Left		
<input type="checkbox"/> Right		
<input type="checkbox"/> Multi-Axis	\$100	E1028
<input type="checkbox"/> Left		
<input type="checkbox"/> Right		
<input type="checkbox"/> No Joystick Mount		



# Quantum Q6 Edge 2.0 with Synergy Seating

Description	Price	HCPSC Code
<b>Programming</b>		



☐ Q-Logic EX/NE Programmer \$545

☐ Q-Logic PC Programming Disk w/ Cable *Works with Q-Logic 2 EX only.* \$750

## Synergy® Seating System

☐ Synergy® Seating Frame \$434

☐ Standard Stem Mounts Standard

☐ 2" Extended Stem Mounts No Charge

*Not available on Synergy manual tilt or manual recline*

### Power Seat Option: *SP code is required*

☐ Power Elevating Seat *Maximum seat size 20"W x 20"D. Increases STF Height. Includes 1/4 speed inhibit.* \$1,895 E2300

☐ 6" Stroke

☐ 7" Stroke

☐ Through NE+ 6-Key

☐ Through Q-Logic 2 EX

## Synergy® Manual Positioning Option

☐ Attendant Manual Recline \$750 E1226

*Not available w/ Flip Back armrests, Cantilever armrests, Shape Back, TRU-Comfort back, Rear accessories or power elevating seat or AFP. Requires 22"H Canes. Pivot point 2.5" above seat pan.*

☐ Manual Tilt *Max size seat 14"x14", 75 lb. wt. capacity. Not available w/ power elevating seat*

## Transit Kit

☐ Transit Loop Option No Charge

*This option is to be used unoccupied. Lowest seat to floor height is not achievable with this option.*

☐ ISO 7176-19 Compliant \$200

*To determine if your chair is WC-19 Compliant (Occupied) please refer to website <http://www.rercwts.org>*

## Electronics for Power Foot Riggings

☐ Single Actuator Through Joystick AFP. \$1,175 E2310<sup>1</sup>

☐ Dual Actuator Through NE+ 6 Key \$2,375 E2310<sup>1</sup>/E2311<sup>2</sup>

☐ Through Q-Logic 2 EX Controller \$1,175 E2310<sup>1</sup>/E2311<sup>2</sup>

1. *Applies to Power AFP*

2. *Applies to Power Legrests*

## Synergy® Seat Specifications

### Seat Width:

☐ 10"W ☐ 13"W ☐ 16"W ☐ 19"W ☐ 22"W

☐ 11"W ☐ 14"W ☐ 17"W ☐ 20"W

☐ 12"W ☐ 15"W ☐ 18"W ☐ 21"W

### Seat Width Package:

☐ 10"W-14"W ☐ 16"W-20"W

☐ 14"W-18"W ☐ 20"W-24"W

### Seat Depth:

☐ 10"D ☐ 13"D ☐ 16"D ☐ 19"D ☐ 22"D

☐ 11"D ☐ 14"D ☐ 17"D ☐ 20"D

☐ 12"D ☐ 15"D ☐ 18"D ☐ 21"D

### Seat Depth Package:

☐ 10"D-14"D ☐ 16"D-20"D

☐ 14"D-18"D ☐ 20"D-24"D

## Synergy® Seat to Floor Height

☐ 15.9" Seat to Floor

☐ 16.9" Seat to Floor



☐ 17.9" Seat to Floor



# Quantum Q6 Edge 2.0 with Synergy Seating

Description	Price	HCPCS Code
<b>Synergy® Back Cane Options</b>		
<b>Back Cane Height<sup>1</sup>:</b>		
<input type="checkbox"/> 14"H <sup>2</sup>	<input type="checkbox"/> 16"H <sup>3</sup>	<input type="checkbox"/> 18"H
<input type="checkbox"/> 15"H <sup>2</sup>	<input type="checkbox"/> 17"H <sup>3</sup>	<input type="checkbox"/> 19"H
<input type="checkbox"/> 20"H	<input type="checkbox"/> 21"H	<input type="checkbox"/> 22"H
<input type="checkbox"/> 23"H	<input type="checkbox"/> 24"H	<input type="checkbox"/> 25"H
<b>Cane Type<sup>1</sup>:</b>		
<input type="checkbox"/> Standard Back Canes	Standard	
<input type="checkbox"/> Omit Push Handles	\$125	
<b>Cane Brackets:</b>		
<input type="checkbox"/> Flip Forward Back Canes <sup>4</sup>	\$150	
<input type="checkbox"/> Omit Push Handles	\$125	

1. No selection required with TRU-Comfort™ Back.
2. Selection of a Synergy® Back and cantilever armrests disqualifies 14" and 15"H back canes.
3. Selection of a Synergy® Back and cane mounted, flip up armrests disqualifies 16" and 17"H back canes.
4. Not available with vent tray, oxygen holder, cane mounted or cantilever armrests. May interfere with lateral supports and waterfall arm pads.







<b>Synergy® Back Specifications</b>		
+/-4" of Seat Width. Measurements listed is overall back height.		
<input type="checkbox"/>	 <b>TRU-Comfort Back</b> 4 way stretch fabric (Positioning)	
<input type="checkbox"/>	<input type="checkbox"/> 20" W or less	\$595 E2620
<input type="checkbox"/>	<input type="checkbox"/> 22" W or greater	\$695 E2621
<input type="checkbox"/>	 <b>Synergy® Back</b> 1.5" thick back cushion	No Charge
<b>Size:</b>		
<input type="checkbox"/> 12"Wx15"H <sup>1</sup>	<input type="checkbox"/> 15"Wx21"H <sup>1</sup>	<input type="checkbox"/> 17"Wx20"H <sup>1</sup>
<input type="checkbox"/> 12"Wx16"H <sup>1</sup>	<input type="checkbox"/> 15"Wx22"H <sup>1</sup>	<input type="checkbox"/> 17"Wx21"H <sup>1</sup>
<input type="checkbox"/> 14"Wx15"H <sup>1</sup>	<input type="checkbox"/> 15"Wx23"H <sup>1</sup>	<input type="checkbox"/> 17"Wx22"H
<input type="checkbox"/> 14"Wx16"H <sup>1</sup>	<input type="checkbox"/> 15"Wx24"H <sup>1</sup>	<input type="checkbox"/> 17"Wx23"H
<input type="checkbox"/> 14"Wx17"H <sup>1</sup>	<input type="checkbox"/> 15"Wx25"H <sup>1</sup>	<input type="checkbox"/> 17"Wx24"H
<input type="checkbox"/> 14"Wx18"H <sup>1</sup>	<input type="checkbox"/> 16"Wx17"H <sup>1</sup>	<input type="checkbox"/> 17"Wx25"H
<input type="checkbox"/> 14"Wx19"H <sup>1</sup>	<input type="checkbox"/> 16"Wx18"H <sup>1</sup>	<input type="checkbox"/> 18"Wx17"H <sup>1</sup>
<input type="checkbox"/> 14"Wx20"H <sup>1</sup>	<input type="checkbox"/> 16"Wx19"H <sup>1</sup>	<input type="checkbox"/> 18"Wx18"H <sup>1</sup>
<input type="checkbox"/> 14"Wx21"H <sup>1</sup>	<input type="checkbox"/> 16"Wx20"H	<input type="checkbox"/> 18"Wx19"H <sup>1</sup>
<input type="checkbox"/> 14"Wx22"H <sup>1</sup>	<input type="checkbox"/> 16"Wx21"H	<input type="checkbox"/> 18"Wx20"H
<input type="checkbox"/> 14"Wx23"H <sup>1</sup>	<input type="checkbox"/> 16"Wx22"H	<input type="checkbox"/> 18"Wx21"H
<input type="checkbox"/> 14"Wx24"H <sup>1</sup>	<input type="checkbox"/> 16"Wx23"H	<input type="checkbox"/> 18"Wx22"H
<input type="checkbox"/> 14"Wx25"H <sup>1</sup>	<input type="checkbox"/> 16"Wx24"H	<input type="checkbox"/> 18"Wx23"H
<input type="checkbox"/> 15"Wx17"H <sup>1</sup>	<input type="checkbox"/> 16"Wx25"H	<input type="checkbox"/> 18"Wx24"H
<input type="checkbox"/> 15"Wx18"H <sup>1</sup>	<input type="checkbox"/> 17"Wx17"H	<input type="checkbox"/> 18"Wx25"H
<input type="checkbox"/> 15"Wx19"H <sup>1</sup>	<input type="checkbox"/> 17"Wx18"H <sup>1</sup>	<input type="checkbox"/> 19"Wx17"H <sup>1</sup>
<input type="checkbox"/> 15"Wx20"H <sup>1</sup>	<input type="checkbox"/> 17"Wx19"H <sup>1</sup>	<input type="checkbox"/> 19"Wx18"H <sup>1</sup>
<input type="checkbox"/> 19"Wx19"H <sup>1</sup>	<input type="checkbox"/> 19"Wx20"H	<input type="checkbox"/> 19"Wx21"H
<input type="checkbox"/> 19"Wx20"H	<input type="checkbox"/> 19"Wx22"H	<input type="checkbox"/> 19"Wx23"H
<input type="checkbox"/> 19"Wx21"H	<input type="checkbox"/> 19"Wx24"H	<input type="checkbox"/> 19"Wx25"H
<input type="checkbox"/> 20"Wx17"H <sup>1</sup>	<input type="checkbox"/> 20"Wx18"H <sup>1</sup>	<input type="checkbox"/> 20"Wx19"H <sup>1</sup>
<input type="checkbox"/> 20"Wx18"H <sup>1</sup>	<input type="checkbox"/> 20"Wx19"H <sup>1</sup>	<input type="checkbox"/> 20"Wx20"H
<input type="checkbox"/> 20"Wx19"H <sup>1</sup>	<input type="checkbox"/> 20"Wx20"H	<input type="checkbox"/> 20"Wx21"H
<input type="checkbox"/> 20"Wx20"H	<input type="checkbox"/> 20"Wx21"H	<input type="checkbox"/> 20"Wx22"H
<input type="checkbox"/> 20"Wx21"H	<input type="checkbox"/> 20"Wx22"H	<input type="checkbox"/> 20"Wx23"H
<input type="checkbox"/> 20"Wx22"H	<input type="checkbox"/> 20"Wx23"H	<input type="checkbox"/> 20"Wx24"H
<input type="checkbox"/> 20"Wx23"H	<input type="checkbox"/> 20"Wx24"H	<input type="checkbox"/> 20"Wx25"H
<input type="checkbox"/> 20"Wx24"H	<input type="checkbox"/> 20"Wx25"H	<input type="checkbox"/> 21"Wx17"H <sup>1</sup>
<input type="checkbox"/> 21"Wx18"H <sup>1</sup>	<input type="checkbox"/> 21"Wx19"H <sup>1</sup>	<input type="checkbox"/> 21"Wx20"H
<input type="checkbox"/> 21"Wx19"H <sup>1</sup>	<input type="checkbox"/> 21"Wx20"H <sup>1</sup>	<input type="checkbox"/> 21"Wx21"H <sup>1</sup>
<input type="checkbox"/> 21"Wx20"H <sup>1</sup>	<input type="checkbox"/> 21"Wx21"H <sup>1</sup>	<input type="checkbox"/> 21"Wx22"H <sup>1</sup>
<input type="checkbox"/> 21"Wx21"H <sup>1</sup>	<input type="checkbox"/> 21"Wx22"H <sup>1</sup>	<input type="checkbox"/> 21"Wx23"H <sup>1</sup>
<input type="checkbox"/> 21"Wx22"H <sup>1</sup>	<input type="checkbox"/> 21"Wx23"H <sup>1</sup>	<input type="checkbox"/> 21"Wx24"H <sup>1</sup>
<input type="checkbox"/> 21"Wx23"H <sup>1</sup>	<input type="checkbox"/> 21"Wx24"H <sup>1</sup>	<input type="checkbox"/> 21"Wx25"H <sup>1</sup>
<input type="checkbox"/> 21"Wx24"H <sup>1</sup>	<input type="checkbox"/> 21"Wx25"H <sup>1</sup>	<input type="checkbox"/> 22"Wx17"H <sup>1</sup>
<input type="checkbox"/> 21"Wx25"H <sup>1</sup>	<input type="checkbox"/> 22"Wx18"H <sup>1</sup>	<input type="checkbox"/> 22"Wx19"H <sup>1</sup>
<input type="checkbox"/> 22"Wx17"H <sup>1</sup>	<input type="checkbox"/> 22"Wx19"H <sup>1</sup>	<input type="checkbox"/> 22"Wx20"H <sup>1</sup>
<input type="checkbox"/> 22"Wx18"H <sup>1</sup>	<input type="checkbox"/> 22"Wx20"H <sup>1</sup>	<input type="checkbox"/> 22"Wx21"H <sup>1</sup>
<input type="checkbox"/> 22"Wx19"H <sup>1</sup>	<input type="checkbox"/> 22"Wx21"H <sup>1</sup>	<input type="checkbox"/> 22"Wx22"H <sup>1</sup>
<input type="checkbox"/> 22"Wx20"H <sup>1</sup>	<input type="checkbox"/> 22"Wx22"H <sup>1</sup>	<input type="checkbox"/> 22"Wx23"H <sup>1</sup>
<input type="checkbox"/> 22"Wx21"H <sup>1</sup>	<input type="checkbox"/> 22"Wx23"H <sup>1</sup>	<input type="checkbox"/> 22"Wx24"H
<input type="checkbox"/> 22"Wx22"H <sup>1</sup>	<input type="checkbox"/> 22"Wx24"H	<input type="checkbox"/> 22"Wx25"H
<input type="checkbox"/> 22"Wx23"H <sup>1</sup>	<input type="checkbox"/> 22"Wx25"H	<input type="checkbox"/> 23"Wx17"H <sup>1</sup>
<input type="checkbox"/> 22"Wx24"H	<input type="checkbox"/> 23"Wx18"H <sup>1</sup>	<input type="checkbox"/> 23"Wx19"H <sup>1</sup>
<input type="checkbox"/> 22"Wx25"H	<input type="checkbox"/> 23"Wx20"H <sup>1</sup>	<input type="checkbox"/> 23"Wx21"H <sup>1</sup>
<input type="checkbox"/> 23"Wx17"H <sup>1</sup>	<input type="checkbox"/> 23"Wx21"H <sup>1</sup>	<input type="checkbox"/> 23"Wx22"H <sup>1</sup>
<input type="checkbox"/> 23"Wx18"H <sup>1</sup>	<input type="checkbox"/> 23"Wx22"H <sup>1</sup>	<input type="checkbox"/> 23"Wx23"H <sup>1</sup>
<input type="checkbox"/> 23"Wx19"H <sup>1</sup>	<input type="checkbox"/> 23"Wx23"H <sup>1</sup>	<input type="checkbox"/> 23"Wx24"H <sup>1</sup>
<input type="checkbox"/> 23"Wx20"H <sup>1</sup>	<input type="checkbox"/> 23"Wx24"H <sup>1</sup>	<input type="checkbox"/> 23"Wx25"H <sup>1</sup>
<input type="checkbox"/> 23"Wx21"H <sup>1</sup>	<input type="checkbox"/> 24"Wx17"H <sup>1</sup>	<input type="checkbox"/> 24"Wx18"H <sup>1</sup>
<input type="checkbox"/> 23"Wx22"H <sup>1</sup>	<input type="checkbox"/> 24"Wx18"H <sup>1</sup>	<input type="checkbox"/> 24"Wx19"H <sup>1</sup>
<input type="checkbox"/> 23"Wx23"H <sup>1</sup>	<input type="checkbox"/> 24"Wx19"H <sup>1</sup>	<input type="checkbox"/> 24"Wx20"H <sup>1</sup>
<input type="checkbox"/> 23"Wx24"H <sup>1</sup>	<input type="checkbox"/> 24"Wx20"H <sup>1</sup>	<input type="checkbox"/> 24"Wx21"H <sup>1</sup>
<input type="checkbox"/> 23"Wx25"H <sup>1</sup>	<input type="checkbox"/> 24"Wx21"H <sup>1</sup>	<input type="checkbox"/> 24"Wx22"H <sup>1</sup>
<input type="checkbox"/> 24"Wx17"H <sup>1</sup>	<input type="checkbox"/> 24"Wx22"H <sup>1</sup>	<input type="checkbox"/> 24"Wx23"H <sup>1</sup>
<input type="checkbox"/> 24"Wx18"H <sup>1</sup>	<input type="checkbox"/> 24"Wx23"H <sup>1</sup>	<input type="checkbox"/> 24"Wx24"H
<input type="checkbox"/> 24"Wx19"H <sup>1</sup>	<input type="checkbox"/> 24"Wx24"H	

1. Not available with TRU-Comfort Back

<b>Additional Synergy® Back Options</b>		
<input type="checkbox"/> Sling Back Overall back height will be the same as back cane. Not available with flip up cantilever arms.	\$98	
<input type="checkbox"/> Omit Back	No Charge	
<input type="checkbox"/> Comfort Company Back <i>See Comfort Company order form</i>	Varies	
<input type="checkbox"/> Offset (Meso) Dual-Post, flip back armrests interfere with offset canes. Not available with attendant manual recline.	\$195	
<input type="checkbox"/> 2" (1" per side)		<input type="checkbox"/> 4" (2" per side)
<input type="checkbox"/> Inset (Endo) Dual-Post, flip back armrests interfere with offset canes. Not available with attendant manual recline.	\$195	
<input type="checkbox"/> 2" (1" per side)		<input type="checkbox"/> 4" (2" per side)

# Quantum Q6 Edge 2.0 with Synergy Seating

Description	Price	HCPCS Code
<b>Lap Belts</b>		
<input type="checkbox"/> 38" Lap Belt	Standard	
<input type="checkbox"/> 50" Lap Belt	Standard	
<input type="checkbox"/> 60" Lap Belt	Standard	
<input type="checkbox"/> 70" Lap Belt	Standard	
<input type="checkbox"/> 80" Lap Belt	Standard	
<input type="checkbox"/> 90" Lap Belt	Standard	
<input type="checkbox"/> 60" Padded Push Button, center Pull	\$115	
<input type="checkbox"/> Large 13-19", Hip Padded, Push Button	\$92	

<b>Laterals</b>		
<input type="checkbox"/> 	<b>Stealth Thoracic Lateral</b>	
<i>Swing-Away laterals may interfere with cantilever and 2-post, flip-up armrest. <b>Not available w/ Back Cane Option</b></i>		
<input type="checkbox"/> 	<b>Bracket:</b>	
	<input type="checkbox"/> Swing-Away, Rail Mounts (pair)	\$450 E1028
<input type="checkbox"/> 	<b>Pads:</b>	
	<input type="checkbox"/> Curved Pad, 2" x 3" (pair)	\$200 E0956
	<input type="checkbox"/> Curved Pad, 3" x 5" (pair)	\$200 E0956
	<input type="checkbox"/> Curved Pad, 4" x 6" (pair)	\$200 E0956
	<b>Lateral Installation:</b>	
	<input type="checkbox"/> Install <input type="checkbox"/> Do not Install	
<input type="checkbox"/> 	<b>Stealth Pelvic/Thigh Guides</b>	
<i>Pelvic/Thigh guides may interfere with the joystick receiver block.</i>		
	<b>Side:</b>	
	<input type="checkbox"/> Left <input type="checkbox"/> Right	
	<b>Bracket:</b>	
	<input type="checkbox"/> Flip Down (each)	\$225 E1028
	<input type="checkbox"/> Flip Down with Full Surface Contact Feature (each)	\$225 E1028
	<input type="checkbox"/> Removable (each)	\$250 E1028
	<input type="checkbox"/> Removable w/ 1" Offset (each)	\$325 E1028
<input type="checkbox"/> 	<b>Adapter:</b>	
	<input type="checkbox"/> 2" Height Adapter Plate (each)	\$25 K0108
<i>Height adapter is needed w/ TRU-Comfort seat cushions. Not available with the flip down bracket.</i>		
	<input type="checkbox"/> 2 1/4" Adapter Plate (each) <i>Only available with the flip down full surface bracket</i>	\$50 K0108
<input type="checkbox"/> 	<b>Pads:</b>	
	<input type="checkbox"/> Short Pad, 4" x 4" (each)	\$50 E0956
	<input type="checkbox"/> Medium Pad, 4" x 8" (each)	\$50 E0956
	<input type="checkbox"/> Long Pad, 4" x 12" (each)	\$50 E0956
	<b>Lateral Installation:</b>	
	<input type="checkbox"/> Install <input type="checkbox"/> Do not Install	

<b>Additional Accessories</b>		
<input type="checkbox"/> Quantum Backpack <i>May interfere with other rear accessories</i>	\$60	
<input type="checkbox"/> Oxygen Holder <i>Not available with a Synergy Manual Tilt or Manual Recline.</i>	\$150	E2208
<input type="checkbox"/> Weather Cover, Black	\$158	
<input type="checkbox"/> <input type="checkbox"/> Medium <input type="checkbox"/> Large		
<input type="checkbox"/> Cup Holder	No Charge	
<input type="checkbox"/> <input type="checkbox"/> Left <input type="checkbox"/> Right		
<input type="checkbox"/> Tablet Holder	\$315	
<input type="checkbox"/> Deluxe Cellphone/Media Holder	\$140	
<input type="checkbox"/> Transfer Bar (pair) <i>Quick Release</i>	\$175	
<input type="checkbox"/> Rear Basket	\$103	
<input type="checkbox"/> Walker Holder	\$92	
<input type="checkbox"/> Cane/Crutch Holder	\$98	E2207
<input type="checkbox"/> Saddle Bag	\$28	
<input type="checkbox"/> Flag Holder	\$17	



## Quantum Q6 Edge 2.0 with Synergy Seating

Description	Price	HCPCS Code
<b>Armrests</b>		

**Armrests:**

<input type="checkbox"/> <b>Flip Back, Cane Mounted</b> <i>Interferes with Swing-Away laterals. Not available w/ manual recline, flip forward back canes, or TRU-Comfort Back.</i>	No Charge	
<input type="checkbox"/> <b>2-Post, Flip-Back, Height Adjustable, Removable (each)</b> <i>Height adjustment from 9"-13" in 1" increments. Interferes with swing-away laterals. Not available with a depth less than 16"</i>	\$150	E0973
<input type="checkbox"/> <b>Single Post, Height Adjustable, Removable (each)</b> <i>Height adjustment from 11" - 17" in 1/2" increments</i> <input type="checkbox"/> Quad Release Lever	\$75	E0973
<input type="checkbox"/> <b>Removable, Single Post, Height Adjustable, Heavy Duty (each)</b>	\$75	E0973
<b>Armrest Height Package:</b>		
<input type="checkbox"/> 8"-12" Height		<input type="checkbox"/> 10"-14" Height
<input type="checkbox"/> <b>Pediatric, Removable, Height Adjustable (each)</b> <i>Height adjustment from 7.75" - 9.75" in 1/2" increments. Not available with full length armpads.</i> <input type="checkbox"/> Quad Release Lever	\$75	E0973
<input type="checkbox"/> <b>Height Adjustable, Cantilever (pair)</b> <i>Angle adjustable: -30° through +30° Height adjustment from 11" - 17" depends on cane height. Not available with Manual Recline, Flip Forward Back Canes, Cane Clamp Pushbar, or Shape Back.</i>	\$195	

**Armpad:****Left Armpad Length:**

- ☐
- 14"L Full Length
- ☐
- 10"L Desk Length

**Left Armpad Style:**

- ☐
- Straight
- ☐
- Waterfall

- |   |         |
|---|---------|
| <input type="checkbox"/> Falcon, Gel, Full Length 3"W x 14"L (each) | \$92.50 |
| <input type="checkbox"/> Mounting Plate, Full Length (each)         | \$56.52 |
| <input type="checkbox"/> Falcon, Gel, Desk Length 3"W x 10"L (each) | \$70.00 |
| <input type="checkbox"/> Mounting Plate, Desk Length (each)         | \$56.20 |

**Right Armpad Length:**

- ☐
- 14"L Full Length
- ☐
- 10"L Desk Length




**Right Armpad Style:**

- ☐
- Straight
- ☐
- Waterfall

- |   |         |
|---|---------|
| <input type="checkbox"/> Falcon, Gel, Full Length 3"W x 14"L (each) | \$92.50 |
| <input type="checkbox"/> Mounting Plate, Full Length (each)         | \$56.52 |
| <input type="checkbox"/> Falcon, Gel, Desk Length 3"W x 10"L (each) | \$70.00 |
| <input type="checkbox"/> Mounting Plate, Desk Length (each)         | \$56.20 |

**Additional Armrest Accessories**

*See positioning components order form for more options*

<input type="checkbox"/> 	<b>Ottobock Arm Channels (each)</b> <i>A 2" narrower back width is recommended to avoid interference w/ the back cushion.</i> <input type="checkbox"/> Medium (4.75" x 11.5") <i>(Desk length armrest required)</i> <input type="checkbox"/> Large (4.75" x 14") <i>(Full length armrest required)</i> <input type="checkbox"/> One Piece (4.75" x 18") <i>(Full length armrest required)</i> <b>Side:</b> <input type="checkbox"/> Left <input type="checkbox"/> Right	\$104	E2209
<input type="checkbox"/> 	<b>Ottobock Hand Pads (each)</b> <i>Not available on same side as controller</i> <b>Side:</b> <input type="checkbox"/> Left <input type="checkbox"/> Right <b>Size:</b> <input type="checkbox"/> Medium <input type="checkbox"/> Large	\$52	
<input type="checkbox"/> 	<b>Stealth Elbow Support (each)</b> <b>Side:</b> <input type="checkbox"/> Bracket-Left (each) <input type="checkbox"/> Bracket-Right (each) <b>Pad Size:</b> <input type="checkbox"/> 3"W x 3"H (each) <input type="checkbox"/> 4"W x 4"H (each)	\$170 \$170 \$50 \$50	E1028 E1028 K0108 K0108



# Quantum Q6 Edge 2.0 with Synergy Seating

Description	Price	HCPCS Code
<b>Synergy® Cushions</b>		
<input type="checkbox"/> Matching Seat Size		
<input type="checkbox"/> Non-Matching Seat Size		
<i>Please refer to Synergy Cushion order forms for detailed pricing, sizes, codes and part #'s</i>		
<b>Simplicity Cushion: General Use</b>		
<input type="checkbox"/> 16" x 16" - 20" x 24"	\$98	E2601
<input type="checkbox"/> 22" x 16" - 24" x 24"	\$98	E2602
<b>Solution® Cushion: Skin Protection &amp; Positioning</b>		
<input type="checkbox"/> 10" x 10" - 20" x 24"	\$380	E2607
<input type="checkbox"/> 22" x 16" - 24" x 24"	\$430	E2608
<b>Solution® 1 Cushion: Skin Protection</b>		
<input type="checkbox"/> 14" x 14" - 20" x 24"	\$380	E2603
<input type="checkbox"/> 22" x 16" - 24" x 24"	\$430	E2604
<b>Spectrum® Gel Cushion: Positioning</b>		
<input type="checkbox"/> 12" x 10" - 20" x 24"	\$480	E2605
<input type="checkbox"/> 22" x 16" - 24" x 24"	\$530	E2606
<b>Spectrum® Foam Cushion: Skin Protection &amp; Positioning</b>		
<input type="checkbox"/> 10" x 10" - 20" x 24"	\$480	E2607
<input type="checkbox"/> 22" x 16" - 24" x 24"	\$530	E2608
<b>Spectrum® Air Flat Cushion: Adjustable Skin Protection</b>		
<input type="checkbox"/> 14" x 12" - 20" x 24"	\$480	E2622
<input type="checkbox"/> 22" x 16" - 24" x 24"	\$530	E2623
<b>Air Tube:</b>		
<input type="checkbox"/> Left Side		
<input type="checkbox"/> Right Side		
<b>Spectrum® Air Contour Cushion: Adjustable Skin Protection &amp; Positioning</b>		
<input type="checkbox"/> 14" x 12" - 20" x 24"	\$499	E2624
<input type="checkbox"/> 22" x 16" - 24" x 24"	\$549	E2625
<b>Air Tube:</b>		
<input type="checkbox"/> Left Side		
<input type="checkbox"/> Right Side		
<b>TRU-Comfort™2 4-Way Stretch: Skin Protection</b>		
<input type="checkbox"/> 16" x 14" - 20" x 24"	\$380	E2603
<input type="checkbox"/> 22" x 16" - 22" x 24"	\$480	E2604
<b>TRU-Comfort™2 Air Mesh: Skin Protection</b>		
<input type="checkbox"/> 16" x 14" - 20" x 24"	\$380	E2603
<input type="checkbox"/> 22" x 16" - 22" x 24"	\$480	E2604
<b>TRU-Comfort™ Accessory:</b>		
<input type="checkbox"/> Sport Seat Cushion Cover	\$100	
<i>Available as an additional cover option for both TRU-Comfort seat cushion styles. Only available in sizes listed.</i>		
<input type="checkbox"/> 16"W x 16"D		
<input type="checkbox"/> 18"W x 18"D		
<input type="checkbox"/> 20"W x 20"D		

## Headrests

### Headrest Pads

<input type="checkbox"/> Stealth 10" Comfort Plus	\$142	E0955
<input type="checkbox"/> Stealth 14" Comfort Plus	\$142	E0955
<input type="checkbox"/> Stealth Small Contoured (9.75"W x 3"H)	\$205	E0955
<input type="checkbox"/> Stealth Large Contoured (11"W x 6"H)	\$205	E0955

### Headrest Mounts

<input type="checkbox"/> Stealth Removable Headrest Bracket	\$210	E1028
<input type="checkbox"/> Stealth's Worlds Best Removable Headrest Bracket	\$210	E1028
<input type="checkbox"/> No Bracket		



## Quantum Q6 Edge 2.0 with Synergy Seating

Description	Price	HCPCS Code
Non-Powered Legrests		
All efforts will be made to accommodate legrest length selection, but minor changes may need to be made to meet shipping guidelines. Some adjustments may be needed upon receipt of the unit. Additional Foot Riggings can be found on page 11		
<input type="checkbox"/> 60-90° Swing-Away Legrests adjustable in 5° Increments	\$162	
Rigging Selection:		
<input type="checkbox"/> Standard Matching Legrests (pair)	<input type="checkbox"/> Non-Matching Legrests (pair)	<input type="checkbox"/> Individual Legrests Left or Right Only
Footplate Selection:		
<input type="checkbox"/> Angle-Adjustable Footplates (pair) Includes Heel Loops.	\$150	K0040
<input type="checkbox"/> Multi-Axis Footplates (pair) Includes Heel Loops.	\$495	K0040
<input type="checkbox"/> Standard, Extruded Footplates (pair)	No Charge	
Left Legrest:		
Lower Extensions:		
<input type="checkbox"/> 11"-13"L <sup>1</sup>	<input type="checkbox"/> 13"-16.5"L <sup>1</sup>	
<input type="checkbox"/> 11"-16.5"L <sup>2</sup>	<input type="checkbox"/> 15.5"-19.5"L <sup>2</sup>	
Right Legrest:		
Lower Extensions:		
<input type="checkbox"/> 11"-13"L <sup>1</sup>	<input type="checkbox"/> 13"-16.5"L <sup>1</sup>	
<input type="checkbox"/> 11"-16.5"L <sup>2</sup>	<input type="checkbox"/> 15.5"-19.5"L <sup>2</sup>	
<input type="checkbox"/> Angle Adjustable/Multi-Axis Footplate Size:		
<input type="checkbox"/> 4"W x 6"D	<input type="checkbox"/> 5"W x 8"D	<input type="checkbox"/> 6"W x 11"D <sup>3</sup>
<input type="checkbox"/> 5"W x 6"D	<input type="checkbox"/> 6"W x 8"D <sup>3</sup>	<input type="checkbox"/> 8"W x 11"D <sup>4</sup>
<input type="checkbox"/> Standard, Extruded Footplate Size:		
<input type="checkbox"/> 7.25"W x 6"D	<input type="checkbox"/> 8.5"W x 6"D <sup>3</sup>	<input type="checkbox"/> 7.25"W x 6"D
<input type="checkbox"/> 8.5"W x 6"D <sup>3</sup>		<input type="checkbox"/> 8.5"W x 6"D <sup>3</sup>
Accessories:		
<input type="checkbox"/> Heel Loops (pair) Standard on Angle Adjustable and Multi-Axis footplates	\$38	E0951
<input type="checkbox"/> Wheel Bumpers (pair)	\$25	
<input type="checkbox"/> Gel Neoprene Footrest Sleeve (pair)	\$80	K0108
<input type="checkbox"/> Therafin Multi-Axis Amputee Support (each) <input type="checkbox"/> Left <input type="checkbox"/> Right Swing-Away legrest upper assembly and receiver is required	\$230	E1020
<input type="checkbox"/> Amputee Support Gel Cover (each) <input type="checkbox"/> Left <input type="checkbox"/> Right	\$150	K0108

1. Not available with multi-axis footplates.
2. Not available w/ Angle Adjustable Footplates

3. May cause interference on seat widths less than 18"
4. May cause interference on seat widths less than 20"

60-90° Swing-Away Legrest Compatibility Matrix	Synergy Seat		
	Low	Medium	High
Standard, 13" - 16.5"	!	✓	✓
Standard, 15.5" - 19.5"	!	!	!
Angle-Adjustable, 13" - 16.5"	!	✓	✓
Angle-Adjustable, 15.5" - 19.5"	!	!	!
Multi-Axis, 15.5" - 19.5"	!	!	!

-  This rigging Configuration causes no interference issues at this seat-to-floor height.
-  This rigging configuration may interfere with the ground (less than 1.75" clearance when fully extended) and will reduce obstacle climbing ability.

Description	Price	HCPCS Code
<input type="checkbox"/> <b>90° Pediatric Swing-Away Legrests</b>	\$162	
<b>Rigging Selection:</b>		
<input type="checkbox"/> Standard Matching Legrests (pair)	<input type="checkbox"/> Non-Matching Legrests (pair)	<input type="checkbox"/> Individual Legrests <i>Left or Right Only</i>
<b>Footplate Selection:</b>		
<input type="checkbox"/> Angle-Adjustable Footplates (pair) <i>Includes heel loops.</i>	\$150	K0040
<b>Left Legrest:</b>		<b>Right Legrest:</b>
<b>Lower Extensions:</b>		<b>Lower Extensions:</b>
<input type="checkbox"/> 7"-10"L		<input type="checkbox"/> 7"-10"L
<input type="checkbox"/> <b>Angle Adjustable Footplate Size:</b>		
<input type="checkbox"/> 4"W x 6"D	<input type="checkbox"/> 5"W x 6"D	<input type="checkbox"/> 4"W x 6"D
<input type="checkbox"/> 5"W x 6"D		<input type="checkbox"/> 5"W x 6"D
<b>Accessories:</b>		
<input type="checkbox"/> Wheel Bumpers (pair)		\$25



# Quantum Q6 Edge 2.0 with Synergy Seating

Description

Price

HCPCS Code

## Non-Powered Legrests (cont.)

All efforts will be made to accommodate legrest length selection, but minor changes may need to be made to meet shipping guidelines. Some adjustments may be needed upon receipt of the unit.

Pediatric Swing-Away Compatibility Matrix	Synergy Seat		
	Low	Medium	High
7"-10" Extension	✓	✓	✓

☒ This rigging Configuration causes no interference issues at this seat-to-floor height.

☐ **Elevating Legrests** \$325 E0990

**Rigging Selection:**

☐ Standard Matching Legrests (pair) ☐ Non-Matching Legrests (pair) ☐ Individual Legrests *Left or Right Only*

**Footplate Selection:**

☐ Angle-Adjustable Footplates (pair) *Includes Heel Loops.* \$150 K0040  
☐ Standard, Extruded Footplates (pair) No Charge

**Left Legrest Lower Extensions:**

☐ 11"-14"L<sup>1</sup> ☐ 14"-17"L<sup>1</sup>  
☐ 12"-14.5"L<sup>2</sup> ☐ 14.5"-18"L<sup>2</sup>

**Right Legrest Lower Extensions:**

☐ 11"-14"L<sup>1</sup> ☐ 14"-17"L<sup>1</sup>  
☐ 12"-14.5"L<sup>2</sup> ☐ 14.5"-18"L<sup>2</sup>

☐ **Angle Adjustable Footplate Size:**

**Left Legrest:**

☐ 4"W x 6"D ☐ 6"W x 8"D<sup>3</sup>  
☐ 5"W x 6"D ☐ 6"W x 11"D<sup>3</sup>  
☐ 5"W x 8"D ☐ 8"W x 11"D<sup>4</sup>

**Right Legrest:**

☐ 4"W x 6"D ☐ 6"W x 8"D<sup>3</sup>  
☐ 5"W x 6"D ☐ 6"W x 11"D<sup>3</sup>  
☐ 5"W x 8"D ☐ 8"W x 11"D<sup>4</sup>

☐ **Standard, Extruded Footplate Size:**

**Left Legrest:**

☐ 7.5"W x 6"D ☐ 8.5"W x 6"D<sup>3</sup>

**Right Legrest:**

☐ 7.5"W x 6"D ☐ 8.5"W x 6"D<sup>3</sup>

**Accessories:**

☐ Heel Loops (pair) *Standard on Angle Adjustable and Multi-Axis footplates* \$38 E0951  
☐ Wheel Bumpers (pair) \$25  
☐ Gel Padded Adductor Buttons (pair) \$125 K0108

1. Not available with angle adjustable footplates.
2. Not available with standard extruded footplates.

3. May cause interference on seat widths less than 18"
4. May cause interference on seat widths less than 20"

Elevating Legrest Compatibility Matrix	Synergy Seat		
	Low	Medium	High
Standard, 11" - 14"	✓	✓	✓
Standard, 14" - 17"	!	!	!
Angle-Adjustable, 12" - 14.5"	✓	✓	✓
Angle-Adjustable, 14.5" - 18"	!	!	!

☒ This rigging Configuration causes no interference issues at this seat-to-floor height.

☐ **!** This rigging configuration may interfere with the ground (less than 1.75" clearance when fully extended) and will reduce obstacle climbing ability.

☐ **X** This rigging configuration does not work with this seat-to-floor height.



# Quantum Q6 Edge 2.0 with Synergy Seating

Description	Price	HCPCS Code
<b>Non-Powered Legrests (cont.)</b>		
<i>All efforts will be made to accommodate legrest length selection, but minor changes may need to be made to meet shipping guidelines. Some adjustments may be needed upon receipt of the unit.</i>		
<input type="checkbox"/> <b>Heavy Duty, Drop-In, Swing-Away Legrests</b>	\$420	
<b>Rigging Selection:</b>		
<input type="checkbox"/> Standard Matching Legrests (pair)	<input type="checkbox"/> Non-Matching Legrests (pair)	<input type="checkbox"/> Individual Legrests <i>Left or Right Only</i>
<b>Footplate Selection:</b>		
<input type="checkbox"/> Angle-Adjustable Footplates (pair) <i>Includes Heel Loops.</i>	\$150	K0040
<b>Left Legrest:</b>		
<b>Lower Extensions:</b>		
<input type="checkbox"/> 12"-14.5"L	<input type="checkbox"/> 14.5"-18"L	
<b>Right Legrest:</b>		
<b>Lower Extensions:</b>		
<input type="checkbox"/> 12"-14.5"L	<input type="checkbox"/> 14.5"-18"L	
<input type="checkbox"/> <b>Angle Adjustable Footplate Size:</b>		
<b>Left Legrest</b>		
<input type="checkbox"/> 4"W x 6"D	<input type="checkbox"/> 6"W x 8"D <sup>1</sup>	
<input type="checkbox"/> 5"W x 6"D	<input type="checkbox"/> 6"W x 11"D <sup>1</sup>	
<input type="checkbox"/> 5"W x 8"D	<input type="checkbox"/> 8"W x 11"D <sup>2</sup>	
<b>Right Legrest</b>		
<input type="checkbox"/> 4"W x 6"D	<input type="checkbox"/> 6"W x 8"D <sup>1</sup>	
<input type="checkbox"/> 5"W x 6"D	<input type="checkbox"/> 6"W x 11"D <sup>1</sup>	
<input type="checkbox"/> 5"W x 8"D	<input type="checkbox"/> 8"W x 11"D <sup>2</sup>	
<b>Accessories:</b>		
<input type="checkbox"/> Wheel Bumpers (pair)	\$25	








1. May cause interference on seat widths less than 18"

2. May cause interference on seat widths less than 20"

Heavy Duty Drop-In Compatibility Matrix	Synergy Seat		
	Low	Medium	High
12" - 14.5" Extension	✓	✓	✓
14.5" - 18" Extension	!	!	!

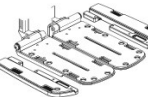

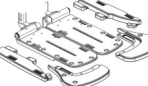
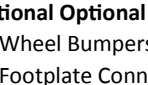
☒ This rigging Configuration causes no interference issues at this seat-to-floor height.☐ This rigging configuration may interfere with the ground (less than 1.75" clearance when fully extended) and will reduce obstacle climbing ability.

## Additional Foot Rigging Accessories

<input type="checkbox"/>		<b>Therafin Flip-down Knee Abductor bracket (each)</b>	\$172	E1028
		<b>Pads:</b>		
		<input type="checkbox"/> Small (3.5" x 3.25" x 4")	\$135	E0957
		<input type="checkbox"/> Small, Gel (3.5" x 3.25" x 4")	\$145	E0957
		<input type="checkbox"/> Medium (4" x 3.25" x 6")	\$135	E0957
		<input type="checkbox"/> Large (4.5" x 2.75" x 6")	\$135	E0957
<input type="checkbox"/>		<b>POSAlinc Knee Adductor for Swing-Away Legrests (pair)</b>	\$512	K0108
<input type="checkbox"/>		<b>POSAlinc Rail Mounted Knee Adductors (pair)</b>	\$574	K0108
<input type="checkbox"/>		<b>Stealth Foot Boxes (pair)</b>	\$475	K0108
		<input type="checkbox"/> Small <input type="checkbox"/> Medium <input type="checkbox"/> Large		
<input type="checkbox"/>		<b>Stealth Padded Shoe Holders (pair)</b>	\$166	K0108
		<input type="checkbox"/> Small <input type="checkbox"/> Medium <input type="checkbox"/> X-Large		
<input type="checkbox"/>		<b>Ankle Huggers (pair)</b>	\$156	K0108
		<input type="checkbox"/> Medium <input type="checkbox"/> X-Large		
<input type="checkbox"/>		<b>Bodypoint High Mount, Clamp-On Footplates (pair)</b>		
		<input type="checkbox"/> Angle Adjustable: <i>(Swing-away legrest upper assembly and receiver is required)</i>		
		<input type="checkbox"/> Small, 4"x 7.75"	\$356	K0040
		<input type="checkbox"/> Large, 4.25" x 9.25"	\$356	K0040
		<input type="checkbox"/> Multi-Axis:		
		<input type="checkbox"/> Large, 4.25" x 9.25"	\$460	K0040



Quantum Q6 Edge 2.0 with Synergy Seating

Description	Price	HCPCS Code
Center Mount Foot Platforms		
All efforts will be made to accommodate legrest length selection, but minor changes may be needed to be made to meet shipping guidelines. Some adjustment may be needed upon receipt of unit.		
<input type="checkbox"/> Adjustable Center Mount Foot Platform Includes 10"W x 11"D Split Footplates	\$250	
<input type="checkbox"/> Center Mount Power Articulating Foot Platform Includes 10"W x 11"D Split Footplates	\$2,895	K0108
Footplates:		
<input type="checkbox"/> 10"W x 11"D Split Footplates	Standard	
<input type="checkbox"/> 10"W x 8"D Split Footplates	No Charge	
Extensions:		
<input type="checkbox"/> 10-16"L <input type="checkbox"/> 13-19"L		
Calf Supports:		
<input type="checkbox"/> Calf Pads (pair)		
<input type="checkbox"/> Small <sup>1</sup> (6"H x 6"W)	\$150	
<input type="checkbox"/> Large <sup>1</sup> (8"H x 8"W, tapered to 6"W)	\$150	
<input type="checkbox"/> Calf Pad Covers (pair) (1/2" Soft Visco Foam)		
<input type="checkbox"/> Air Mesh	\$120	
<input type="checkbox"/> Reversed Dartex	\$120	
<input type="checkbox"/> Calf Panel (each)		
<input type="checkbox"/> Small (8"H x 18"W)	\$150	
<input type="checkbox"/> Large (8"H x 24"W)	\$200	
Only available on 20"W or greater.		
<input type="checkbox"/> Calf Panel Covers (1/2" Soft Visco Foam)		
<input type="checkbox"/> Air Mesh	\$120	
<input type="checkbox"/> Reversed Dartex	\$120	
Optional Modular Footplate Extension Components/Kits:		
Assembly required. May require seating configuration adjustments to avoid front caster interference. Not available with 10"W x 8"D Split Footplates.		
<input type="checkbox"/>  4" Width Extension Kit	\$50	
<input type="checkbox"/>  2" Bell Shaped, Length Extension Kit	\$50	
<input type="checkbox"/>  4" Width Extension with 2" Bell Shaped, Length Extension Kit	\$75	
<input type="checkbox"/>  6-Piece Extension Stock Kit (Includes all above pieces)	\$95	
Additional Optional Accessories:		
<input type="checkbox"/> Wheel Bumpers (pair)	\$25	
<input type="checkbox"/> Footplate Connector	\$15	
<input type="checkbox"/> Footplate Cover, Reversed Dartex (1/2" Soft Visco Foam)	\$120	
Not available with modular footplate extension components/kits.		

1. Comes standard with articulating foot platform.

Adjustable Center Mount Foot Platform Compatibility Matrix	Synergy Seat		
	Low	Medium	High
10"-16" Extension	!	✓	✓
13"-19" Extension	!	!	!

☒ This rigging Configuration causes no interference issues at this seat-to-floor height.

☐ This rigging configuration may interfere with the ground (less than 1.75" clearance when fully extended) and will reduce obstacle climbing ability.



Quantum Q6 Edge 2.0 with Synergy Seating

Description

Price

HCPCS Code

Powered Elevating Legrests

All efforts will be made to accommodate legrest length selection, but minor changes may need to be made to meet shipping guidelines. Some adjustments may be needed upon receipt of the unit.

☐ 70° Power Articulating Swing-Away Legrests 4" articulation range

Use code K0108 for an individual legrest.

Rigging Selection:

☐ Standard Matching Legrests (pair)

☐ Non-Matching Legrests (pair)

☐ Individual Legrests Left or Right Only

Operation Method:

☐ Independent

☐ Combined

Footplate Selection:

☐ Angle Adjustable Footplates (pair) Includes heel loops.

Left Legrest Lower Extensions:

☐ 11"-13"L

☐ 14.5"-18"L

☐ 17.5"-21"L

Right Legrest Lower Extensions:

☐ 11"-13"L

☐ 14.5"-18"L

☐ 17.5"-21"L

☐ Angle Adjustable Footplate Size:

☐ 4"W x 6"D

☐ 5"W x 6"D

☐ 5"W x 8"D

☐ 6"W x 8"D<sup>1</sup>

☐ 6"W x 11"D<sup>1</sup>

☐ 8"W x 11"D<sup>2</sup>

☐ 4"W x 6"D

☐ 5"W x 6"D

☐ 5"W x 8"D

☐ 6"W x 8"D<sup>1</sup>

☐ 6"W x 11"D<sup>1</sup>

☐ 8"W x 11"D<sup>2</sup>

Accessories:

☐ Small Calf Pad (pair) 5.35"W - 6"H

☐ Large Calf Pad (pair) 5.86"W x 8"H

☐ Gel Padded Knee Adductor Buttons (pair)

No Charge

No Charge

\$125

K0108

1. May cause interference on seat widths less than 18"

2. May cause interference on seat widths less than 20"

Power Elevating Legrest Compatibility Matrix	Synergy Seat		
	Low	Medium	High
Angle-Adjustable, 11" - 13"	✓	✓	✓
Angle-Adjustable, 14.5" - 18"	!	!	!
Angle-Adjustable, 17.5" - 21"	X	X	X

☒ This rigging Configuration causes no interference issues at this seat-to-floor height.

☐ This rigging configuration may interfere with the ground (less than 1.75" clearance when fully extended) and will reduce obstacle climbing ability.

☒ This rigging configuration does not work with this seat-to-floor height.

ISO 7176-19 Compliant Transit Kit Info Q6 Edge

THIS SECTION MUST BE READ

The Transit Securement Package, when used in conjunction with a wheelchair in the specific configuration of a 18"x20" seat size, with 25" high back canes, Full-length height-adjustable single post armrests, Synergy back 25"h, and style 8 swing away legrests and extruded footplates and heelloops, conforms with the standard of ANSI/RESNA WC/Vol. 4, Section 19, for the purpose of enabling wheelchairs to be secured in certain types of motor vehicles. The Transit Securement Package, including manufacturer-installed front and rear securement brackets and pelvic belt anchoring brackets, has been crash tested in accordance with ANSI/RESNA WC/Vol. 4, Section 19, Frontal Impact Test, with a 168-lbs. (76.2 kg) surrogate occupant corresponding to a user weight range of 115 lbs. (52.16 kg) to 210 lbs. (95.25 kg). While the Transit Securement Package is compatible with additional seat sizes, optional components, and varied configurations, and provides designated securement points, Pride Mobility makes no claims that any other components or configurations have been tested beyond the above described ANSI/RESNA conforming configuration. Please refer to the Transit Securement Package supplement (part number INFMANU3658) for additional information.

RULES:

- All options are available when unoccupied.

Notes when selecting ISO 7176-19 compliant transit kit:

- It is recommended that usable back height be 2" lower than shoulder height.
- Available on Synergy Seat up to 20W x 20D
- Power AFP, ALRs & ELRs are N/A

- All legrests must have heel loops
- Synergy manual seating is N/A
- TRU-Balance Power Positioning seating, options and accessories are N/A
- TRU-Comfort seat cushion is N/A

- Contoured seating is N/A
- Specialty seating is N/A
- Vent option is N/A
- Omit Back option is N/A

P21D90R1

13

May 12, 2015