

Quantum® Q6 Edge 2.0 with  
TRU-Balance®3 Static Seating  
Group 3



QUANTUM REHAB®

Pride Mobility Products Corporation®  
182 Susquehanna Ave., Exeter, PA 18643  
Phone: (866)800-2002 • Fax: (866) 707-3422  
Email: quantumorders@pridemobility.com

Discount: \_\_\_\_\_  
Terms: \_\_\_\_\_  
Freight: \_\_\_\_\_  
Taken By: \_\_\_\_\_

Account Number: \_\_\_\_\_  
Provider Name: \_\_\_\_\_  
Contact: \_\_\_\_\_  
Phone: \_\_\_\_\_ Fax: \_\_\_\_\_  
Email: \_\_\_\_\_  
Date: \_\_\_\_\_  
PO#: \_\_\_\_\_  
Marked For: \_\_\_\_\_  
Ship to Address: \_\_\_\_\_  
City: \_\_\_\_\_ State: \_\_\_\_\_ Zip: \_\_\_\_\_

**Note Section**

For Quantum Use:

For Provider Use:

\_\_\_\_\_

\_\_\_\_\_

\_\_\_\_\_

\_\_\_\_\_

\_\_\_\_\_

\_\_\_\_\_

\_\_\_\_\_

\_\_\_\_\_

\_\_\_\_\_

\_\_\_\_\_

\_\_\_\_\_

\_\_\_\_\_

\_\_\_\_\_

\_\_\_\_\_

\_\_\_\_\_

\_\_\_\_\_

\_\_\_\_\_

\_\_\_\_\_

**Set-to-Spec**

*This section must be filled out, otherwise the selection will default to the mid-range measurements.*

Provide back height, armrest height, center mount height and legrest height.

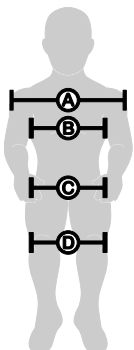
Set Back Height: \_\_\_\_\_

Set Armrest Height Left: \_\_\_\_\_ Right: \_\_\_\_\_

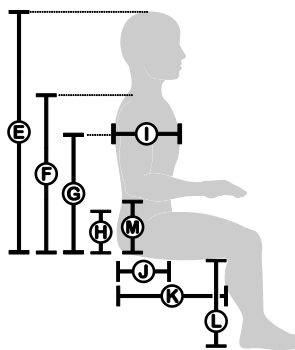
Set Center Mount Length: \_\_\_\_\_

Set Legrest Length Left: \_\_\_\_\_ Right: \_\_\_\_\_

Height: \_\_\_\_\_ Weight: \_\_\_\_\_



A. Shoulder Width \_\_\_\_\_  
B. Chest Width \_\_\_\_\_  
C. Hip Width \_\_\_\_\_  
D. External Knee Width \_\_\_\_\_










E. Maximum Sitting Height \_\_\_\_\_  
F. Shoulder Height \_\_\_\_\_  
G. Axilla Height \_\_\_\_\_  
H. PSIS Height \_\_\_\_\_  
I. Trunk Depth \_\_\_\_\_  
J. Ischial Depth \_\_\_\_\_  
K. Thigh Depth \_\_\_\_\_  
L. Lower Leg Length \_\_\_\_\_  
M. Elbow Height \_\_\_\_\_

*DME providers are responsible for determining appropriate billing codes when submitting for insurance reimbursement. HCPCS codes should not be considered as legal advice. All prices are MSRP.*








# Quantum Q6 Edge 2.0 with TRU-Balance®3 Static Seating

Description	Price	HCPCS Code
<b>Base Model</b>		
<input type="checkbox"/> <b>Quantum Q6 Edge 2.0 3S-SS</b> <i>300 lbs. wt capacity. Comes standard with a solid seat pan, 6 mph programmable motors, 8 amp off board charger. Dimensions of base without legrests are 24"W x 35.5"L</i>	\$6,308	K0848
<input type="checkbox"/> <b>Quantum Q6 Edge 2.0 3SP-SS</b> <i>For use with PASL. 300 lbs. wt capacity. Comes standard with a solid seat pan, 6 mph programmable motors, 8 amp off board charger. Dimensions of base without legrests are 24"W x 35.5"L</i>	\$6,508	K0846
<b>Colors</b>		
<b>Metallic Colors:</b> <input type="checkbox"/> Red Corvette <input type="checkbox"/> Black in Black <input type="checkbox"/> Pretty in Pink <input type="checkbox"/> Lime Light <input type="checkbox"/> Silver Bullet <input type="checkbox"/> Orange Crush <input type="checkbox"/> Electric Blue <input type="checkbox"/> White Satin <input type="checkbox"/> Deep Purple <input type="checkbox"/> Grey Street <input type="checkbox"/> Midnight Blue <input type="checkbox"/> Yellow Blaze		
<b>Base Mounted Foot Platform</b>		
<input type="checkbox"/> Base Mounted Foot Platform <i>(Not available with center mount foot platforms)</i>	Standard	
<input type="checkbox"/> No Foot Platform	No Charge	
<b>Drive Wheels</b>		
<input type="checkbox"/> 3" x 14" Black Tire Flat Free	Standard	
<input type="checkbox"/> 4" x 14" Black Tire Flat Free, Knobby, Extended Traction Tires <i>Increases overall base width by 1.5"</i>	\$551	
<input type="checkbox"/> 3" x 14" Pneumatic Black Tire	No Charge	
<input type="checkbox"/> 4" x 14" Pneumatic Black Tire, Knobby, Extended Traction Tires <i>Increases overall base width by 1.5"</i>	\$551	
<b>Rim Color:</b> <input type="checkbox"/> Silver Bullet <input type="checkbox"/> Matching <input type="checkbox"/> Non-Matching <b>Rim Color Options: \$85</b> <i>(Only available through SOF)</i> <input type="checkbox"/> Red Corvette <input type="checkbox"/> Black in Black <input type="checkbox"/> Pretty in Pink <input type="checkbox"/> Lime Light <input type="checkbox"/> Midnight Blue <input type="checkbox"/> Yellow Blaze <input type="checkbox"/> Electric Blue <input type="checkbox"/> White Satin <input type="checkbox"/> Deep Purple <input type="checkbox"/> Grey Street <input type="checkbox"/> Orange Crush		
<b>Front Caster Forks</b>		
<input type="checkbox"/> Single Sided Forks <i>Coming Soon</i>	Standard	
<input type="checkbox"/> Dual Sided Forks	No Charge	
<b>Batteries</b>		
<input type="checkbox"/> NF-22, 50 Amp Batteries		
<input type="checkbox"/> Maintenance Free AGM (MK) (each)	\$295	E2361
<input type="checkbox"/> Maintenance Free Gel Cell (MK) (each)	\$295	E2361
<input type="checkbox"/> No Batteries		
<b>Installation:</b>		
<input type="checkbox"/> Batteries Installed		
<input type="checkbox"/> Do Not Install		
<b>LED Light Package</b>		
<input type="checkbox"/> Through Q-Logic 2 EX or NE+ 8-Key w/ Lights	\$995	
<b>Non-Expandable Controls</b>		
<input type="checkbox"/>  75 Amp NE	Standard	
<input type="checkbox"/>  75 Amp NE+ 6-Key <i>For up to 2 Actuators through joystick</i>	\$200	
<input type="checkbox"/>  75 Amp NE+ 8-Key <i>For Lights</i>	\$400	
<b>Expandable Controls</b>		
<input type="checkbox"/>  100 Amp Q-Logic 2 EX Controller <i>Required with Q-Logic Electronics</i>	\$695	E2377
<input type="checkbox"/>  Expandable Controller Harness <i>Required with Q-Logic Electronics</i>	\$350	E2313
<input type="checkbox"/>  Q-Logic 2 EX Joystick	\$700	
<input type="checkbox"/>  Q-Logic 2 EX Joystick <i>For Lights</i>	\$700	





# Quantum Q6 Edge 2.0 with TRU-Balance®3 Static Seating

Description	Price	HCPCS Code
<b>Expandable Controls (cont.)</b>		
<b>Q-Logic Color Shroud Options:</b> <input type="checkbox"/> <input type="radio"/> Black Soft Touch Standard <input type="checkbox"/> Matching <input type="checkbox"/> Non-Matching		
<b>Joystick Color Shroud: \$50</b> (Available through SOF, not available with 4"W tires)		
<input type="checkbox"/> <input type="radio"/> Red Corvette	<input type="checkbox"/> <input type="radio"/> Black in Black	<input type="checkbox"/> <input type="radio"/> Pretty in Pink
<input type="checkbox"/> <input type="radio"/> Electric Blue	<input type="checkbox"/> <input type="radio"/> White Satin	<input type="checkbox"/> <input type="radio"/> Deep Purple
<input type="checkbox"/> <input type="radio"/> Lime Light	<input type="checkbox"/> <input type="radio"/> Grey Street	<input type="checkbox"/> <input type="radio"/> Silver Bullet
<input type="checkbox"/> <input type="radio"/> Orange Crush	<input type="checkbox"/> <input type="radio"/> Yellow Blaze	<input type="checkbox"/> <input type="radio"/> Midnight Blue
<input type="checkbox"/>  Stand Alone Joystick with External Charger Port	\$700	
<b>Features:</b> <ul style="list-style-type: none"><li>Up to 3 drive profiles and 1 seating profile when used alone.</li><li>Use in conjunction w/ enhanced display for up to 5 profiles.</li><li>Auxiliary functions including Bluetooth Mouse and IR.</li></ul>		
<input type="checkbox"/>  Q-Logic 2 Enhanced Display Kit	\$1,884.93	
<b>Includes:</b> <ul style="list-style-type: none"><li>Enhanced Display</li><li>Flexible Gooseneck</li><li>Gooseneck Mounting Bracket</li></ul>		
<b>Features:</b> <ul style="list-style-type: none"><li>Specialty controls interface w/ 3.5" LCD display</li><li>Up to 5 profiles to control drive, seat and auxiliary functions</li><li>Integrated single switch scanner, Bluetooth mouse emulator and IR controls</li><li>Bluetooth connectivity for mobile devices</li></ul>		
<b>Enhanced Display Color Options:</b> <input type="checkbox"/> <input type="radio"/> Black Soft Touch Standard <input type="checkbox"/> Matching <input type="checkbox"/> Non-Matching		
<b>Display Color Shroud: \$50</b> (Available through SOF, not available with 4"W tires)		
<input type="checkbox"/> <input type="radio"/> Red Corvette	<input type="checkbox"/> <input type="radio"/> Black in Black	<input type="checkbox"/> <input type="radio"/> Pretty in Pink
<input type="checkbox"/> <input type="radio"/> Electric Blue	<input type="checkbox"/> <input type="radio"/> White Satin	<input type="checkbox"/> <input type="radio"/> Deep Purple
<input type="checkbox"/> <input type="radio"/> Lime Light	<input type="checkbox"/> <input type="radio"/> Grey Street	<input type="checkbox"/> <input type="radio"/> Silver Bullet
<input type="checkbox"/> <input type="radio"/> Orange Crush	<input type="checkbox"/> <input type="radio"/> Yellow Blaze	<input type="checkbox"/> <input type="radio"/> Midnight Blue
<input type="checkbox"/>  Adult i-Drive Tri Array Series, 3-Switch w/ Egg Switch for Mode	\$4,175	E2330
<b>Stealth: IDH200-1</b>		
<b>Features:</b> <ul style="list-style-type: none"><li>3 embedded proximity sensors for drive control, and an egg switch for mode change</li></ul>		
<input type="checkbox"/>  Egg Switches	\$77	
<input type="checkbox"/> <input type="radio"/> Red Stealth: ESRED	<input type="checkbox"/> <input type="radio"/> Black Stealth: ESBK	<input type="checkbox"/> <input type="radio"/> Yellow Stealth: ESYEL
<input type="checkbox"/> <input type="radio"/> Blue Stealth: ESBLU	<input type="checkbox"/> <input type="radio"/> Green Stealth: ESGRN	
<input type="checkbox"/>  USB Mobile Device Charger	\$175	
Available with NE, NE+ and Q-Logic 2 EX controllers; Can only charge 1 device at a time. A multiplier harness is required with all Static and Tilt only seating systems. The selection of more than 3 modules requires an additional multiplier.		
<input type="checkbox"/>  SCIM Module Kit	\$575	
Allows use of joystick display for specialty controls; Up to 5 profiles to control drive, seat and auxiliary functions; Excludes sip-n-puff and single switch functions; A switch is required to operate the input device attached to the SCIM module; Includes accessory bar on TB3; Only available with Q-Logic 2.		
<input type="checkbox"/> <a href="#">Click Here for Alternative Drive Devices</a>		
<b>Joystick Handles</b>		
<input type="checkbox"/> Standard Carrot Handle	Standard	
<input type="checkbox"/> Mushroom Handle	\$71	E2323
<input type="checkbox"/> T-Bar	\$107	E2323
<input type="checkbox"/> Chin Cup Use HCPCS Code E2323 when Chin Cup not used in conjunction with a chin control.	\$71	E2324
<input type="checkbox"/> Extended I-Handle	\$71	E2323
<input type="checkbox"/> Soft Ball Handle	\$50	E2323
<input type="checkbox"/> Medium Ball Handle	\$50	E2323
<input type="checkbox"/> Bodypoint 3 Inch Goal Post Handle	\$69	E2323
<input type="checkbox"/> Bodypoint 4 Inch Goal Post Handle	\$69	E2323
<b>Joystick Mounting Brackets</b>		
<input type="checkbox"/> Fixed, Inline Not available with Q-Logic 2 EX Stand Alone Joystick.	Standard	
<input type="checkbox"/> Left	<input type="checkbox"/> Right	
<input type="checkbox"/> Swing-Away	\$210	E1028
<input type="checkbox"/> Left	<input type="checkbox"/> Right	
<input type="checkbox"/> Inline	<input type="checkbox"/> Offset	
<input type="checkbox"/> Retract4 Swing-Away Joystick Arm Kit Full 180° Movement	\$250	E1028
<input type="checkbox"/> Left	<input type="checkbox"/> Right	
<input type="checkbox"/> Multi-Axis	\$100	E1028
<input type="checkbox"/> Left	<input type="checkbox"/> Right	
<input type="checkbox"/> No Joystick Mount		



# Quantum Q6 Edge 2.0 with TRU-Balance®3 Static Seating

Description	Price	HCPCS Code
<b>Programming</b>		
<input type="checkbox"/>  Q-Logic EX/NE Programmer	\$545	
<input type="checkbox"/> Q-Logic PC Programming Disk w/ Cable <i>Works with Q-Logic 2 EX only.</i>	\$750	
<b>TRU-Balance®3 Static Seating</b>		
<input type="checkbox"/> Tru-Balance®3 Static Seat	\$2,295	
<b>NEW!!! iLevel Option: SP code is required</b>		
<input type="checkbox"/> Tru-Balance®3 10" Power Adjustable Seat Lift with iLevel <i>iLevel technology enables the unit to drive up to 3 Mph while elevated with 10" of lift. Requires Q-Logic 2 EX. Not available with manual recline back.</i>	\$1,895	E2300
<input type="checkbox"/> Omit iLevel technology		
<b>TRU-Balance®3 Manual Positioning Option</b>		
<input type="checkbox"/> Attendant Manual Recline <i>Push handles are required. Not available with AFP or Back Cane option.</i>	\$500	E1226
<b>Electronics for Power Foot Riggings</b>		
<input type="checkbox"/> Single Actuator Through Joystick <i>AFP or Lift Only. HCPCS code used only with power AFP.</i>	\$1,175	E2310 <sup>1</sup>
<input type="checkbox"/> Dual Actuator Through NE+ 6 Key <i>If a lift is chosen an AFP is available, not power ALR's.</i>	\$2,375	E2310/E2311 <sup>2</sup>
<input type="checkbox"/> Through Q-Logic 2 EX Controller <i>HCPCS Code used only with power legrests.</i>	\$1,175	E2310/E2311 <sup>2</sup>
<input type="checkbox"/>  Through Q-Logic 2 EX Controller and Single Function with 4-Button Actuator <i>Includes AAM and 4-button actuator module. Only available with TB3 armrests.</i>	\$2,375	E2310
<input type="checkbox"/> Left Mount <input type="checkbox"/> Right Mount		

1. Power AFP or Single Power ELR



2. Independent Power Legrests

<b>TRU-Balance®3 Seat Specifications</b>			
<b>Seat Width:</b>		<b>Seat Depth:</b>	
<input type="checkbox"/> 12"W <sup>1,3</sup>	<input type="checkbox"/> 15"W <sup>2,3</sup>	<input type="checkbox"/> 12"D <sup>4</sup>	<input type="checkbox"/> 15"D
<input type="checkbox"/> 13"W <sup>2,3</sup>	<input type="checkbox"/> 16"W	<input type="checkbox"/> 13"D <sup>4</sup>	<input type="checkbox"/> 16"D
<input type="checkbox"/> 14"W <sup>3</sup>	<input type="checkbox"/> 17"W	<input type="checkbox"/> 14"D	<input type="checkbox"/> 17"D
<input type="checkbox"/> 18"W	<input type="checkbox"/> 19"W	<input type="checkbox"/> 18"D	<input type="checkbox"/> 19"D
<input type="checkbox"/> 21"W	<input type="checkbox"/> 20"W	<input type="checkbox"/> 21"D	<input type="checkbox"/> 22"D
<input type="checkbox"/> 22"W			
<b>Seat Width Package:</b>		<b>Seat Depth Package:</b>	
<input type="checkbox"/> 12"W-16"W <sup>3</sup>	<input type="checkbox"/> 16"W-20"W	<input type="checkbox"/> 12"D-16"D <sup>3</sup>	<input type="checkbox"/> 16"D-20"D
<input type="checkbox"/> 20"W-24"W		<input type="checkbox"/> 20"D-24"D	
1. 16" - 17" depth is not available		3. Not available with iLevel	
2. Only available with non-matching back width		4. Only available with back cane option	

<b>TRU-Balance® 3 Seat to Floor Height</b>	
<b>Static Seat:</b>	<b>Lift:</b>
<input type="checkbox"/> 16.5" Seat to Floor	<input type="checkbox"/> 18" Seat to Floor
<input type="checkbox"/> 17.5" Seat to Floor	<input type="checkbox"/> 19" Seat to Floor
<input type="checkbox"/> 18.5" Seat to Floor	<input type="checkbox"/> 20" Seat to Floor
<b>TRU-Balance®3 Back Type</b>	
<input type="checkbox"/> Static Back	Standard
<input type="checkbox"/> Flip Forward Back <i>Only available w/ 2-post, flip back or pediatric armrest. Not available on 12"-14"widths or with attendant manual recline.</i>	\$150
<input type="checkbox"/> Back Cane Option <i>Only available with "Omit Back" and 2-post, flip back or pediatric armrests.</i>	(-\$125)
<b>Back Cane Type:</b>	
<input type="checkbox"/> Angle Adjustable	Standard
<input type="checkbox"/> Flip Forward	\$35
<input type="checkbox"/> 1" Endo	\$25
<input type="checkbox"/> 2" Endo	\$25
<b>Back Cane Height:</b>	
<input type="checkbox"/> 16"H	<input type="checkbox"/> 17"H
<input type="checkbox"/> 20"H	<input type="checkbox"/> 21"H
<input type="checkbox"/> 24"H	<input type="checkbox"/> 25"H



# Quantum Q6 Edge 2.0 with TRU-Balance®3 Static Seating

Description	Price	HCPCS Code
<b>TRU-Balance®3 Back Specifications</b>		
+/-4" of Seat Width.    Odd heights = 4" Gap, even heights = 3" gap.    Measurements listed is overall back height.		
<input type="checkbox"/>  <b>TRU-Comfort Back</b> <input type="checkbox"/> 4-way stretch <input type="checkbox"/> Air mesh <input type="checkbox"/> 20" W or less <input type="checkbox"/> 22" W or greater	\$595 \$695	E2620 E2621
<input type="checkbox"/>  <b>Sport Back</b>	No Charge	
<b>Size:</b>		
<input type="checkbox"/> 12"Wx14"H	<input type="checkbox"/> 16"Wx23"H	<input type="checkbox"/> 18"Wx18"H
<input type="checkbox"/> 12"Wx15"H	<input type="checkbox"/> 17"Wx16"H	<input type="checkbox"/> 18"Wx19"H
<input type="checkbox"/> 14"Wx16"H	<input type="checkbox"/> 17"Wx17"H	<input type="checkbox"/> 18"Wx20"H
<input type="checkbox"/> 14"Wx17"H	<input type="checkbox"/> 17"Wx18"H	<input type="checkbox"/> 18"Wx21"H
<input type="checkbox"/> 16"Wx16"H	<input type="checkbox"/> 17"Wx19"H	<input type="checkbox"/> 18"Wx22"H
<input type="checkbox"/> 16"Wx17"H	<input type="checkbox"/> 17"Wx20"H	<input type="checkbox"/> 18"Wx23"H
<input type="checkbox"/> 16"Wx18"H	<input type="checkbox"/> 17"Wx21"H	<input type="checkbox"/> 18"Wx24"H
<input type="checkbox"/> 16"Wx19"H	<input type="checkbox"/> 17"Wx22"H	<input type="checkbox"/> 18"Wx25"H
<input type="checkbox"/> 16"Wx20"H	<input type="checkbox"/> 17"Wx23"H	<input type="checkbox"/> 19"Wx16"H
<input type="checkbox"/> 16"Wx21"H	<input type="checkbox"/> 18"Wx16"H	<input type="checkbox"/> 19"Wx17"H
<input type="checkbox"/> 16"Wx22"H	<input type="checkbox"/> 18"Wx17"H	<input type="checkbox"/> 19"Wx18"H
<input type="checkbox"/> 19"Wx19"H	<input type="checkbox"/> 19"Wx20"H	<input type="checkbox"/> 19"Wx21"H
<input type="checkbox"/> 19"Wx22"H	<input type="checkbox"/> 19"Wx23"H	<input type="checkbox"/> 19"Wx24"H
<input type="checkbox"/> 20"Wx22"H	<input type="checkbox"/> 20"Wx23"H	<input type="checkbox"/> 20"Wx24"H
<input type="checkbox"/> 20"Wx25"H	<input type="checkbox"/> 20"Wx26"H	<input type="checkbox"/> 20"Wx27"H
<input type="checkbox"/> 21"Wx23"H <sup>1</sup>	<input type="checkbox"/> 21"Wx24"H <sup>1</sup>	<input type="checkbox"/> 21"Wx25"H <sup>1</sup>
<input type="checkbox"/> 21"Wx26"H	<input type="checkbox"/> 21"Wx27"H	<input type="checkbox"/> 21"Wx28"H
<input type="checkbox"/> 23"Wx16"H <sup>1</sup>	<input type="checkbox"/> 23"Wx17"H <sup>1</sup>	<input type="checkbox"/> 23"Wx18"H <sup>1</sup>
<input type="checkbox"/> 23"Wx19"H <sup>1</sup>	<input type="checkbox"/> 23"Wx20"H <sup>1</sup>	<input type="checkbox"/> 23"Wx21"H <sup>1</sup>
<input type="checkbox"/> 24"Wx19"H	<input type="checkbox"/> 24"Wx20"H	<input type="checkbox"/> 24"Wx21"H
<input type="checkbox"/> 24"Wx22"H	<input type="checkbox"/> 24"Wx23"H	<input type="checkbox"/> 24"Wx24"H
<b>Back Width Package:</b>		
<input type="checkbox"/> 10"W-14"W	<input type="checkbox"/> 16"W-20"W	<input type="checkbox"/> 20"W-24"W
<input type="checkbox"/> 25"W-28"W		



1. Not available with TRU-Comfort Back

TRU-Balance®3 Back Specifications		
<b>Back Color Shroud Option:</b>		
<input type="checkbox"/> ● Black in Black <i>Standard</i>		
<b>Back Color Options: \$100</b>		
<input type="checkbox"/> Red Corvette	<input type="checkbox"/> White Satin	<input type="checkbox"/> Deep Purple
<input type="checkbox"/> Electric Blue	<input type="checkbox"/> Pretty in Pink	<input type="checkbox"/> Lime Light
<input type="checkbox"/> Grey Street	<input type="checkbox"/> Silver Bullet	<input type="checkbox"/> Midnight Blue
<input type="checkbox"/> Orange Crush	<input type="checkbox"/> Yellow Blaze	
<b>Additional TRU-Balance®3 Back Options</b>		
<input type="checkbox"/> Large Lateral Positioning Wedge (pair) <i>Not available on Backs 16"-17"H w/ limited adjustability on 18"H. Not available with Back Cane Option</i>	\$30	
<input type="checkbox"/> Aftermarket Back Interface <i>Overall seat depth may need to be adjusted to accommodate certain backs. May interfere with gel/waterfall arm pads and arm troughs. Contact your Quantum specialist for details. Does not include brackets to mount aftermarket back. SOF is required on back widths less than 16".</i>	\$200	
<input type="checkbox"/> Omit Back	(-\$100)	
<input type="checkbox"/> Comfort Company Back <i>See Comfort Company order form</i>	Varies	
<b>Privacy Flap:</b>		
<input type="checkbox"/> 8.75"W	\$35	
<input type="checkbox"/> 12.75"W	\$35	

Lap Belts		
Description	Price	HCPCS Code
<input type="checkbox"/> 38" Lap Belt	Standard	
<input type="checkbox"/> 50" Lap Belt	Standard	
<input type="checkbox"/> 60" Lap Belt	Standard	
<input type="checkbox"/> 70" Lap Belt	Standard	
<input type="checkbox"/> 80" Lap Belt	Standard	
<input type="checkbox"/> 90" Lap Belt	Standard	
<input type="checkbox"/> 60" Padded Push Button, center Pull	\$115	
<input type="checkbox"/> Large 13-19", Hip Padded, Push Button	\$92	






# Quantum Q6 Edge 2.0 with TRU-Balance®3 Static Seating

Description	Price	HCPCS Code
<b>Laterals</b>		
<input type="checkbox"/>  <b>Stealth Thoracic Lateral</b> <i>Swing-Away laterals may interfere with TB3 and 2-post, flip-up armrest. Not available with Back Cane Option</i>		
<b>Bracket:</b>		
<input type="checkbox"/> Swing-Away, Rail Mounts (pair)	\$450	E1028
<b>Pads:</b>		
<input type="checkbox"/> Curved Pad, 2" x 3" (pair)	\$200	E0956
<input type="checkbox"/> Curved Pad, 3" x 5" (pair)	\$200	E0956
<input type="checkbox"/> Curved Pad, 4" x 6" (pair)	\$200	E0956
<b>Lateral Installation:</b>		
<input type="checkbox"/> Install <input type="checkbox"/> Do not Install		
<input type="checkbox"/>  <b>Stealth Pelvic/Thigh Guides</b> <i>Pelvic/Thigh guides may interfere with the joystick receiver block and down posts.</i>		
<b>Side:</b>		
<input type="checkbox"/> Left <input type="checkbox"/> Right		
<b>Bracket:</b>		
<input type="checkbox"/> Flip Down (each)	\$225	E1028
<input type="checkbox"/> Flip Down with Full Surface Contact Feature (each)	\$225	E1028
<input type="checkbox"/> Removable (each)	\$250	E1028
<input type="checkbox"/> Removable w/ 1" Offset (each)	\$325	E1028
<b>Adapter:</b>		
<input type="checkbox"/> 2"Height Adapter Plate (each)	\$25	K0108
<i>Height adapter is needed with TRU-Comfort seat cushions. Not available with the flip down bracket.</i>		
<input type="checkbox"/> 2 1/4" Adapter Plate (each) <i>Only available with the flip down full surface bracket</i>	\$50	K0108
<b>Pads:</b>		
<input type="checkbox"/> Short Pad, 4" x 4" (each)	\$50	E0956
<input type="checkbox"/> Medium Pad, 4" x 8" (each)	\$50	E0956
<input type="checkbox"/> Long Pad, 4" x 12" (each)	\$50	E0956
<b>Lateral Installation:</b>		
<input type="checkbox"/> Install <input type="checkbox"/> Do not Install		
<b>Armrests</b>		
<input type="checkbox"/> <b>NEW!! TB3 Armrests Version 2</b> <i>May interfere with swing-away laterals. Choose height package below.</i>	No Charge	
<input type="checkbox"/> <b>Down Post</b> +/- up to 2" difference between seat and back width. <i>Not Available on 14"W Seat/Back</i>	\$175	
<b>Left Armrest Height Package:</b>	<b>Right Armrest Height Package:</b>	
<input type="checkbox"/> 8"-12" Height <input type="checkbox"/> 12"-16" Height	<input type="checkbox"/> 8"-12" Height <input type="checkbox"/> 12"-16" Height	
<input type="checkbox"/> <b>2-Post, Flip Back, Height Adjustable, Removable</b> <i>Height range 9"-13"</i> <i>Not available with a depth less than 16"; Required with flip forward back and laptrays.</i>	No Charge	
<input type="checkbox"/> <b>Pediatric, Removable, Height Adjustable</b> <i>Height adjustment from 7.75" to 9.75" in 1/2" increments. Not available with full length armpads.</i>	\$75 ea.	E0973
<input type="checkbox"/> <b>Quad Release Lever</b>		
<b>Left Armpad Length:</b>	<b>Right Armpad Length:</b>	
<input type="checkbox"/> 14"L Full Length <input type="checkbox"/> 10"L Desk Length	<input type="checkbox"/> 14"L Full Length <input type="checkbox"/> 10"L Desk Length	
<b>Left Armpad Style:</b>	<b>Right Armpad Style:</b>	
<input type="checkbox"/> Straight <input type="checkbox"/> Waterfall	<input type="checkbox"/> Straight <input type="checkbox"/> Waterfall	
<input type="checkbox"/> Falcon, Gel, Full Length 3"W x 14"L \$92.50 ea.	<input type="checkbox"/> Falcon, Gel, Full Length 3"W x 14"L \$92.50 ea.	
<input type="checkbox"/> Mounting Plate, Full Length <sup>1</sup> \$56.52 ea.	<input type="checkbox"/> Mounting Plate, Full Length <sup>1</sup> \$56.52 ea.	
<input type="checkbox"/> Falcon, Gel, Desk Length 3"W x 10"L 70 ea.	<input type="checkbox"/> Falcon, Gel, Desk Length 3"W x 10"L \$70 ea.	
<input type="checkbox"/> Mounting Plate, Desk Length <sup>1</sup> \$56.20 ea.	<input type="checkbox"/> Mounting Plate, Desk Length <sup>1</sup> \$56.20 ea.	

1. Required only with 2-post, flip back, height adjustable, removable armrests or pediatric armrests. Interference with Back may occur.








# Quantum Q6 Edge 2.0 with TRU-Balance®3 Static Seating



Description	Price	HCPCS Code
<b>Additional Armrest Accessories</b>		
<i>See positioning components order form for more options</i>		
<input type="checkbox"/>  <b>Ottobock Arm Channels (each)</b> <i>A 2" narrower back width is recommended to avoid interference w/ the back cushion.</i> <input type="checkbox"/> Medium (4.75" x 11.5") <i>(Desk length armrest required)</i> <input type="checkbox"/> Large (4.75" x 14") <i>(Full length armrest required)</i> <input type="checkbox"/> One Piece (4.75" x 18") <i>(Full length armrest required)</i> <b>Side:</b> <input type="checkbox"/> Left <input type="checkbox"/> Right	\$104	E2209
<input type="checkbox"/>  <b>Ottobock Hand Pads (each)</b> <i>Not available on same side as controller</i> <b>Side:</b> <input type="checkbox"/> Left <input type="checkbox"/> Right <b>Size:</b> <input type="checkbox"/> Medium <input type="checkbox"/> Large	\$52	
<input type="checkbox"/>  <b>Stealth Elbow Support (each)</b> <b>Side:</b> <input type="checkbox"/> Bracket-Left (each) <input type="checkbox"/> Bracket-Right (each) <b>Pad Size:</b> <input type="checkbox"/> 3"W x 3"H (each) <input type="checkbox"/> 4"W x 4"H (each)	\$170 \$170 \$50 \$50	E1028 E1028 K0108 K0108

## TRU-Balance®3 Complimentary Accessories

*Choose two complimentary items in this section. Each additional item will be \$25 MSRP.*






- ☐  Cup Holder *Not available with 2-post, flip back/pediatric armrests or Back Cane Option*
- ☐  Personal Item Hook *Not available with Back Cane Option*
- ☐  Reflector Kit
- ☐  Cell Phone/Media Holder *Not available w/ 2-post, flip back/pediatric armrests or Back Cane Options*
- ☐  **NEW!!!** Backpack Holder (pair) *Not available with Back Cane Option.*

## TRU-Balance®3 Premium Installed Accessories

- ☐  Push Handles (pair)  
*Not available with O2 holder, Back Cane Option, or vent tray. Required with attendant manual recline.* \$175
- ☐  Accessory bar  
*Comes standard with the SCIM module, Trilogy vent tray and O2 holder. May be added to mount additional accessories to back of unit. Not available with Back Cane Option.* \$100




## TRU-Balance®3 Premium Accessories

*Premium accessories will be shipped with the unit, not installed. Multiple accessories can be mounted along the various tracks, some interference may occur.*

- ☐  Clothing Guard (pair) \$175
- ☐  Glove Box \$100
- ☐  Hydration System \$175
- ☐  Oxygen Holder \$150 E2208
- ☐  Oxygen Holder for use w/ Back Cane Option \$150 E2208







# Quantum Q6 Edge 2.0 with TRU-Balance®3 Static Seating

Description	Price	HCPCS Code
<b>TRU-Balance®3 Premium Accessories (cont.)</b>		
<i>Premium accessories will be shipped with the unit, not installed. Multiple accessories can be mounted along the various tracks, some interference may occur.</i>		
<input type="checkbox"/>  Transfer Bar (pair) (Quick Release)	\$175	
<input type="checkbox"/>  Transfer Bar (pair) (Bolt-On)	\$175	
<input type="checkbox"/>  iPad holder	\$375	
<b>Additional Accessories</b>		
<input type="checkbox"/> Large Weather Cover, Black	\$158	
<input type="checkbox"/> Quantum Backpack	\$60	
<i>May interfere with other rear accessories</i>		
<b>Synergy® Cushions</b>		
<input type="checkbox"/> Matching Seat Size		
<input type="checkbox"/> Non-Matching Seat Size		
<i>Please refer to Synergy Cushion order forms for detailed pricing, sizes, codes and part #'s</i>		
<b>Simplicity Cushion: General Use</b>		
<input type="checkbox"/> 16" x 16" - 20" x 24"	\$98	E2601
<input type="checkbox"/> 22" x 16" - 24" x 24"	\$98	E2602
<b>Solution® Cushion: Skin Protection &amp; Positioning</b>		
<input type="checkbox"/> 10" x 10" - 20" x 24"	\$380	E2607
<input type="checkbox"/> 22" x 16" - 24" x 24"	\$430	E2608
<b>Solution® 1 Cushion: Skin Protection</b>		
<input type="checkbox"/> 14" x 14" - 20" x 24"	\$380	E2603
<input type="checkbox"/> 22" x 16" - 24" x 24"	\$430	E2604
<b>Spectrum® Gel Cushion: Positioning</b>		
<input type="checkbox"/> 12" x 10" - 20" x 24"	\$480	E2605
<input type="checkbox"/> 22" x 16" - 24" x 24"	\$530	E2606
<b>Spectrum® Foam Cushion: Skin Protection &amp; Positioning</b>		
<input type="checkbox"/> 10" x 10" - 20" x 24"	\$480	E2607
<input type="checkbox"/> 22" x 16" - 24" x 24"	\$530	E2608
<b>Spectrum® Air Flat Cushion: Adjustable Skin Protection</b>		
<input type="checkbox"/> 14" x 12" - 20" x 24"	\$480	E2622
<input type="checkbox"/> 22" x 16" - 24" x 24"	\$530	E2623
<b>Air Tube:</b>		
<input type="checkbox"/> Left Side		
<input type="checkbox"/> Right Side		
<b>Spectrum® Air Contour Cushion: Adjustable Skin Protection &amp; Positioning</b>		
<input type="checkbox"/> 14" x 12" - 20" x 24"	\$499	E2624
<input type="checkbox"/> 22" x 16" - 24" x 24"	\$549	E2625
<b>Air Tube:</b>		
<input type="checkbox"/> Left Side		
<input type="checkbox"/> Right Side		
<b>TRU-Comfort™2 4-Way Stretch: Skin Protection</b>		
<input type="checkbox"/> 16" x 14" - 20" x 24"	\$380	E2603
<input type="checkbox"/> 22" x 16" - 22" x 24"	\$480	E2604
<b>TRU-Comfort™2 Air Mesh: Skin Protection</b>		
<input type="checkbox"/> 16" x 14" - 20" x 24"	\$380	E2603
<input type="checkbox"/> 22" x 16" - 22" x 24"	\$480	E2604
<b>TRU-Comfort™ Accessory:</b>		
<input type="checkbox"/> Sport Seat Cushion Cover	\$100	
<i>Available as an additional cover option for both TRU-Comfort seat cushion styles. Only available in sizes listed.</i>		
<input type="checkbox"/> 16"W x 16"D		
<input type="checkbox"/> 18"W x 18"D		
<input type="checkbox"/> 20"W x 20"D		





# Quantum Q6 Edge 2.0 with TRU-Balance®3 Static Seating

Description	Price	HCPCS Code
<b>Headrests</b>		
<b>Headrest Pads</b>		
<input type="checkbox"/> Stealth 10" Comfort Plus	\$142	E0955
<input type="checkbox"/> Stealth 14" Comfort Plus	\$142	E0955
<input type="checkbox"/> Stealth Small Contoured (9.75"W x 3"H)	\$205	E0955
<input type="checkbox"/> Stealth Large Contoured (11"W x 6"H)	\$205	E0955
<b>Headrest Mounts</b>		
<input type="checkbox"/> Stealth Removable Headrest Bracket	\$210	E1028
<input type="checkbox"/> Stealth's Worlds Best Removable Headrest Bracket	\$210	E1028
<input type="checkbox"/> No Bracket		
<b>Swing-Away Headrest Mounts</b>		
<input type="checkbox"/>  Facial Lateral, 4.5" x 2", Right Side, for Comfort Series <sup>1</sup> (Stealth: CPS9-R)	\$325.00	E1028
<input type="checkbox"/>  Facial Lateral, 4.5" x 2", Left Side, for Comfort Series <sup>1</sup> (Stealth: CPS9-L)	\$325.00	E1028
<input type="checkbox"/>  Facial Lateral, 4.5" x 2", Left and Right Side, for Comfort Series <sup>1</sup> (Stealth: CPS9-B)	\$425.00	E1028
<input type="checkbox"/>  Egg Switch Mount (each) (Stealth: ESM)	\$50.00	
<hr/>		
1. Only available with the Stealth Products Comfort series headrests.		
<b>Non-Powered Legrests</b>		
All efforts will be made to accommodate legrest length selection, but minor changes may need to be made to meet shipping guidelines. Some adjustments may be needed upon receipt of the unit. Additional foot riggings can be found on page 12.		
<input type="checkbox"/> 60-90° Swing-Away Legrests adjustable in 5° Increments	\$162	
<b>Rigging Selection:</b>		
<input type="checkbox"/> Standard Matching Legrests (pair)		
<input type="checkbox"/> Non-Matching Legrests (pair)		
<input type="checkbox"/> Individual Legrests Left or Right Only		
<b>Footplate Selection:</b>		
<input type="checkbox"/> Angle-Adjustable Footplates (pair) Includes Heel Loops.	\$150	K0040
<input type="checkbox"/> Multi-Axis Footplates (pair) Includes Heel Loops.	\$495	K0040
<input type="checkbox"/> Standard, Extruded Footplates (pair)	No Charge	
<hr/>		
<b>Left Legrest:</b>		
<b>Lower Extensions:</b>		
<input type="checkbox"/> 11"-13"L <sup>1</sup>	<input type="checkbox"/> 13"-16.5"L <sup>1</sup>	
<input type="checkbox"/> 11"-16.5"L <sup>2</sup>	<input type="checkbox"/> 15.5"-19.5"L <sup>2</sup>	
<hr/>		
<b>Angle Adjustable/Multi-Axis Footplate Size:</b>		
<input type="checkbox"/> 4"W x 6"D	<input type="checkbox"/> 5"W x 8"D	<input type="checkbox"/> 6"W x 11"D <sup>3</sup>
<input type="checkbox"/> 5"W x 6"D	<input type="checkbox"/> 6"W x 8"D <sup>3</sup>	<input type="checkbox"/> 8"W x 11"D <sup>4</sup>
<hr/>		
<b>Standard, Extruded Footplate Size:</b>		
<input type="checkbox"/> 7.25"W x 6"D	<input type="checkbox"/> 8.5"W x 6"D <sup>3</sup>	
<hr/>		
<b>Right Legrest:</b>		
<b>Lower Extensions:</b>		
<input type="checkbox"/> 11"-13"L <sup>1</sup>	<input type="checkbox"/> 13"-16.5"L <sup>1</sup>	
<input type="checkbox"/> 11"-16.5"L <sup>2</sup>	<input type="checkbox"/> 15.5"-19.5"L <sup>2</sup>	
<hr/>		
<input type="checkbox"/> 4"W x 6"D	<input type="checkbox"/> 5"W x 8"D	<input type="checkbox"/> 6"W x 11"D <sup>3</sup>
<input type="checkbox"/> 5"W x 6"D	<input type="checkbox"/> 6"W x 8"D <sup>3</sup>	<input type="checkbox"/> 8"W x 11"D <sup>4</sup>
<hr/>		
<input type="checkbox"/> 7.25"W x 6"D	<input type="checkbox"/> 8.5"W x 6"D <sup>3</sup>	
<hr/>		
<b>Accessories:</b>		
<input type="checkbox"/> Heel Loops (pair) Standard on Angle Adjustable and Multi-Axis footplates	\$38	E0951
<input type="checkbox"/> Wheel Bumpers (pair)	\$25	
<input type="checkbox"/> Gel Neoprene Footrest Sleeve (pair)	\$80	K0108
<input type="checkbox"/> Therafin Multi-Axis Amputee Support (each) <input type="checkbox"/> Left <input type="checkbox"/> Right Swing-Away legrest upper assembly and receiver is required	\$230	E1020
<input type="checkbox"/> Amputee Support Gel Cover (each) <input type="checkbox"/> Left <input type="checkbox"/> Right	\$150	K0108

1. Not available with multi-axis footplates.

2. Not available w/ Angle Adjustable Footplates

3. May cause interference on seat widths less than 18"

4. May cause interference on seat widths less than 20"



# Quantum Q6 Edge 2.0 with TRU-Balance®3 Static Seating

Description

Price

HCPCS Code

## Non-Powered Legrests (cont.)

All efforts will be made to accommodate legrest length selection, but minor changes may need to be made to meet shipping guidelines. Some adjustments may be needed upon receipt of the unit.

60-90° Swing-Away Legrest Compatibility Matrix	TRU-Balance®3 Static Seat			TRU-Balance®3 Static Seat w/ Lift		
	Low	Medium	High	Low	Medium	High
Standard, 13" - 16.5"	!	!	✓	✓	✓	✓
Standard, 15.5" - 19.5"	X	!	!	!	!	!
Angle-Adjustable, 13" - 16.5"	!	!	✓	!	!	!
Angle-Adjustable, 15.5" - 19.5"	X	!	!	!	!	!
Multi-Axis, 15.5" - 19.5"	X	!	!	!	!	!

✓ This rigging Configuration causes no interference issues at this seat-to-floor height.

! This rigging configuration may interfere with the ground (less than 1.75" clearance when fully extended) and will reduce obstacle climbing ability.

X This rigging configuration does not work with this seat-to-floor height.

### ☐ 90° Pediatric Swing-Away Legrests

No Charge

#### Rigging Selection:

☐ Standard Matching Legrests (pair)☐ Non-Matching Legrests (pair)☐ Individual Legrests Left or Right Only

#### Footplate Selection:

☐ Angle-Adjustable Footplates (pair) Includes heel loops.

\$150

K0040

#### Left Legrest:

##### Lower Extensions:

☐ 7"-10"L

#### Right Legrest:

##### Lower Extensions:

☐ 7"-10"L

### ☐ Angle Adjustable Footplate Size:

☐ 4"W x 6"D☐ 5"W x 6"D☐ 4"W x 6"D☐ 5"W x 6"D

#### Accessories:

☐ Wheel Bumpers (pair)

\$25

### ☐ Elevating Legrests

\$325

E0990

#### Rigging Selection:

☐ Standard Matching Legrests (pair)☐ Non-Matching Legrests (pair)☐ Individual Legrests Left or Right Only

#### Footplate Selection:

☐ Angle-Adjustable Footplates (pair) Includes Heel Loops.

\$150

K0040

☐ Standard, Extruded Footplates (pair)

No Charge

#### Left Legrest Lower Extensions:

☐ 11"-14"L<sup>1</sup>☐ 14"-17"L<sup>1</sup>☐ 12"-14.5"L<sup>2</sup>☐ 14.5"-18"L<sup>2</sup>

#### Right Legrest Lower Extensions:

☐ 11"-14"L<sup>1</sup>☐ 14"-17"L<sup>1</sup>☐ 12"-14.5"L<sup>2</sup>☐ 14.5"-18"L<sup>2</sup>

### ☐ Angle Adjustable Footplate Size:

#### Left Legrest:

☐ 4"W x 6"D☐ 5"W x 8"D☐ 6"W x 11"D<sup>3</sup>☐ 5"W x 6"D☐ 6"W x 8"D<sup>3</sup>☐ 8"W x 11"D<sup>4</sup>

#### Right Legrest:

☐ 4"W x 6"D☐ 5"W x 8"D☐ 6"W x 11"D<sup>3</sup>☐ 5"W x 6"D☐ 6"W x 8"D<sup>3</sup>☐ 8"W x 11"D<sup>4</sup>

### ☐ Standard, Extruded Footplate Size:

#### Left Legrest:

☐ 7.25"W x 6"D☐ 8.5"W x 6"D<sup>3</sup>

#### Left Legrest:

☐ 7.25"W x 6"D☐ 8.5"W x 6"D<sup>3</sup>

#### Accessories:

☐ Heel Loops (pair) Standard on Angle Adjustable and Multi-Axis footplates

\$38

E0951

☐ Wheel Bumpers (pair)

\$25

☐ Gel Padded Adductor Buttons (pair)

\$125

K0108

1. Not available with angle adjustable footplates.

2. Not available with standard, extruded footplates.

3. May cause interference on seat widths less than 18".

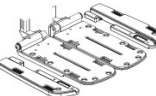
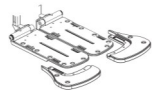

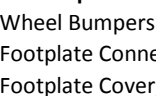
4. May cause interference on seat widths less than 20".



Quantum Q6 Edge 2.0 with TRU-Balance®3 Static Seating


Description	Price	HCPCS Code
Center Mount Foot Platforms		


All efforts will be made to accommodate legrest length selection, but minor changes may be needed to be made to meet shipping guidelines. Some adjustment may be needed upon receipt of unit.  
Additional foot riggings can be found on page 12.

<input type="checkbox"/> Adjustable Center Mount Foot Platform	\$250	
<input type="checkbox"/> Center Mount Power Articulating Foot Platform	\$2,895	K0108
<b>Extensions:</b>		
<input type="checkbox"/> 10-16"L <input type="checkbox"/> 13-19"L		
<b>Footplates:</b>		
<input type="checkbox"/> 10"W x 11"D Split Footplates	Standard	
<input type="checkbox"/> <b>NEW!!</b> 10"W x 8"D Split Footplates	No Charge	
<b>Calf Supports:</b>		
<input type="checkbox"/> <b>Calf Pads (pair)</b>		
<input type="checkbox"/> Small <sup>1</sup> (6"H x 6"W)	\$150	
<input type="checkbox"/> Large <sup>1</sup> (8"H x 8"W, tapered to 6"W)	\$150	
<input type="checkbox"/> <b>Calf Pad Covers (pair) (1/2" Soft Visco Foam)</b>		
<input type="checkbox"/> Air Mesh	\$120	
<input type="checkbox"/> Reversed Dartex	\$120	
<input type="checkbox"/> <b>Calf Panel (each)</b>		
<input type="checkbox"/> Small (8"H x 18"W)	\$150	
<input type="checkbox"/> Large (8"H x 24"W)	\$200	
Only available on 20"W or greater.		
<input type="checkbox"/> <b>Calf Panel Covers (1/2"Soft Visco Foam)</b>		
<input type="checkbox"/> Air Mesh	\$120	
<input type="checkbox"/> Reversed Dartex	\$120	
<b>Optional Modular Footplate Extension Components/Kits:</b>		
Assembly required. May require seating configuration adjustments to avoid front caster interference. Not available with 10"W x 8"D Split Footplates.		
<input type="checkbox"/>  4" Width Extension Kit	\$50	
<input type="checkbox"/>  2" Bell Shaped, Length Extension Kit	\$50	
<input type="checkbox"/>  4" Width Extension with 2" Bell Shaped, Length Extension Kit	\$75	
<input type="checkbox"/>  6-Piece Extension Stock Kit (Includes all above pieces)	\$95	
<b>Additional Optional Accessories:</b>		
<input type="checkbox"/> Wheel Bumpers (pair)	\$25	
<input type="checkbox"/> Footplate Connector	\$15	
<input type="checkbox"/> Footplate Cover, Reversed Dartex (1/2" Soft Visco Foam)	\$120	
Not available with modular footplate extension components/kits.		

1. Comes standard with articulating foot platform.

Adjustable Center Mount Foot Platform Compatibility Matrix	TRU-Balance®3 Static Seat			TRU-Balance®3 Static Seat w/ Lift		
	Low	Medium	High	Low	Medium	High
10"-16" Extension	!	!	✓	✓	✓	✓
13"-19"Extension	!	!	!	!	!	!

 This rigging Configuration causes no interference issues at this seat-to-floor height.

 This rigging configuration may interfere with the ground (less than 1.75"clearance when fully extended) and will reduce obstacle climbing ability.



# Quantum Q6 Edge 2.0 with TRU-Balance®3 Static Seating

Description	Price	HCPCS Code
<b>Powered Elevating Legrests</b>		
<i>All efforts will be made to accommodate legrest length selection, but minor changes may need to be made to meet shipping guidelines. Some adjustments may be needed upon receipt of the unit.</i>		
<input type="checkbox"/> <b>70° Power Articulating Swing-Away Legrests</b> 4" articulation range <i>Use code K0108 for an individual legrest.</i>	\$2,395	E1010
<b>Rigging Selection:</b>		
<input type="checkbox"/> Standard Matching Legrests (pair)	<input type="checkbox"/> Non-Matching Legrests (pair)	<input type="checkbox"/> Individual Legrests <i>Left or Right Only</i>
<b>Operation Method:</b>		
<input type="checkbox"/> Independent	<input type="checkbox"/> Combined	
<b>Footplate Selection:</b>		
<input type="checkbox"/> Angle Adjustable Footplates (pair) <i>Includes heel loops.</i>	\$150	K0040
<b>Left Legrest Lower Extensions:</b>		
<input type="checkbox"/> 11"-13"L	<input type="checkbox"/> 14.5"-18"L	<input type="checkbox"/> 17.5"-21"L
<b>Right Legrest Lower Extensions:</b>		
<input type="checkbox"/> 11"-13"L	<input type="checkbox"/> 14.5"-18"L	<input type="checkbox"/> 17.5"-21"L
<input type="checkbox"/> <b>Angle Adjustable Footplate Size:</b>		
<input type="checkbox"/> 4"W x 6"D	<input type="checkbox"/> 5"W x 8"D	<input type="checkbox"/> 6"W x 11"D <sup>1</sup>
<input type="checkbox"/> 5"W x 6"D	<input type="checkbox"/> 6"W x 8"D <sup>1</sup>	<input type="checkbox"/> 8"W x 11"D <sup>2</sup>
<b>Accessories:</b>		
<input type="checkbox"/> Small Calf Pad (pair) 5.35"W - 6"H	No Charge	
<input type="checkbox"/> Large Calf Pad (pair) 5.86"W x 8"H	No Charge	
<input type="checkbox"/> Gel Padded Knee Adductor Buttons (pair)	\$125	K0108

1. May cause interference on seat widths less than 18"

2. May cause interference on seat widths less than 20"

Power Elevating Legrest Compatibility Matrix	TRU-Balance®3 Static Seat			TRU-Balance®3 Static Seat w/ Lift		
	Low	Medium	High	Low	Medium	High
Angle-Adjustable, 11" - 13"	✓	✓	✓	✓	✓	✓
Angle-Adjustable, 14.5" - 18"	!	!	!	!	!	✓
Angle-Adjustable, 17.5" - 21"	X	X	X	X	!	!








✓ This rigging Configuration causes no interference issues at this seat-to-floor height.

! This rigging configuration may interfere with the ground (less than 1.75" clearance when fully extended) and will reduce obstacle climbing ability.

X This rigging configuration does not work with this seat-to-floor height.

## Additional Foot Rigging Accessories

*See Positioning Components order form for more options*

<input type="checkbox"/>		<b>Therafin Flip-down Knee Abductor bracket (each)</b>	\$172	E1028
		<b>Pads:</b>		
		<input type="checkbox"/> Small (3.5" x 3.25" x 4")	\$135	E0957
		<input type="checkbox"/> Small, Gel (3.5" x 3.25" x 4")	\$145	E0957
		<input type="checkbox"/> Medium (4" x 3.25" x 6")	\$135	E0957
		<input type="checkbox"/> Large (4.5" x 2.75" x 6")	\$135	E0957
<input type="checkbox"/>		<b>POSALinc Knee Adductor for Swing-Away Legrests (pair)</b>	\$512	K0108
<input type="checkbox"/>		<b>POSALinc Rail Mounted Knee Adductors (pair)</b>	\$574	K0108
<input type="checkbox"/>		<b>Stealth Foot Boxes (pair)</b>	\$475	K0108
		<input type="checkbox"/> Small	<input type="checkbox"/> Medium	<input type="checkbox"/> Large
<input type="checkbox"/>		<b>Stealth Padded Shoe Holders (pair)</b>	\$166	K0108
		<input type="checkbox"/> Small	<input type="checkbox"/> Medium	<input type="checkbox"/> X-Large
<input type="checkbox"/>		<b>Ankle Huggers (pair)</b>	\$156	K0108
		<input type="checkbox"/> Medium	<input type="checkbox"/> X-Large	
<input type="checkbox"/>		<b>Bodypoint High Mount, Clamp-On Footplates (pair)</b>		
		<input type="checkbox"/> Angle Adjustable: <i>(Swing-away legrest upper assembly and receiver is required)</i>		
		<input type="checkbox"/> Small, 4"x 7.75"	\$356	K0040
		<input type="checkbox"/> Large, 4.25" x 9.25"	\$356	K0040
		<input type="checkbox"/> Multi-Axis:		
		<input type="checkbox"/> Large, 4.25" x 9.25"	\$460	K0040