

**Quantum® 610 Series**

Group 2 Single Power  
Order Form  
250 lbs. weight capacity



**ACCOUNT INFO**

Account Number: \_\_\_\_\_  
Provider Name: \_\_\_\_\_  
Contact Name: \_\_\_\_\_  
Phone #: \_\_\_\_\_  
Fax #: \_\_\_\_\_  
E-mail Address: \_\_\_\_\_

Date: \_\_\_\_\_  
PO#: \_\_\_\_\_  
Marked For: \_\_\_\_\_  
3 Column Pricing on Quote/Order:  Yes  No  
Quote #: \_\_\_\_\_

Ship To: \_\_\_\_\_  
Address: \_\_\_\_\_  
City: \_\_\_\_\_ State: \_\_\_\_\_ Zip: \_\_\_\_\_  
Lift Gate Needed:  Yes  No

Taken By: \_\_\_\_\_

**SET-TO-SPEC\***

**Please Supply Client Information:**

Client Height: \_\_\_\_\_  
Client Weight: \_\_\_\_\_

Mount Hip/Thigh Supports:  Yes  No  
Mount Lateral Thoracic Supports:  Yes  No

Armrest Height from Pan: \_\_\_\_\_

Rigging Length (whole numbers only): \_\_\_\_\_

Seat to Floor Height (check one):

**NOTES:**

\_\_\_\_\_  
\_\_\_\_\_  
\_\_\_\_\_  
\_\_\_\_\_  
\_\_\_\_\_  
\_\_\_\_\_  
\_\_\_\_\_  
\_\_\_\_\_  
\_\_\_\_\_  
\_\_\_\_\_

Seating System	Seat-To-Floor Height	
TRU-Balance Power Tilt	16.875"	
TRU-Balance Power Recline	16.625"	17.625"
TRU-Balance Lift	17.75"	

*Seat to floor height are +/- 1/8" with 18"W x 18"D with solid tires (add 3/8" for pneumatic tires). Increased widths may increase lowest seat to floor heights.*

\* While every effort will be taken to ensure dimensions will be preset to your specifications prior to shipping variations in options may effect final settings.

DME providers are responsible for determining appropriate billing codes when submitting for insurance reimbursement. HCPCS codes should not be considered as legal advice. All prices are MSRP.

**BASE MODEL** **EXPANDABLE CONTROLS**

Description	Price	HCPCS Code
<input type="checkbox"/> Quantum 610 2SP-SS	\$6,171	K0835

**COLORS**

**Colors:**

- Candy Apply Red     Sunburst Orange
- Viper Blue         Pearl Pink
- Onyx Black

**BASE MOUNTED FOOT PLATFORM**

Description	Price
<input type="checkbox"/> Base Mounted Foot Platform Installed	Standard
<input type="checkbox"/> No Base Mounted Foot Platform	No Charge

**DRIVE WHEELS**

Description	Price
<input type="checkbox"/> 10" Flat-Free (pair)	Standard
<input type="checkbox"/> 10" Pneumatic (pair)	No Charge



**BATTERY CHARGER**

Description	Price
<input type="checkbox"/> 5 Amp Off-board Charger	Standard

**LED LIGHT PACKAGE**

Description	Price
<input type="checkbox"/> Through Q-Logic 2 EX w/ Lights	\$995

**NON-EXPANDABLE CONTROLS**


Description	Price
<input type="checkbox"/> PG VR2 4-Key 70 Amp 	Standard
<input type="checkbox"/> PG VR2 6-Key 70 Amp 	No Charge

*Q-Logic 2 EX Joystick or Enhanced Display must be ordered with a Q-Logic 2 EX Controller and Harness For Expandable Controls*

- 100 Amp Q-Logic 2 EX Controller  \$695
- Expandable Controller Harness \$350

- Q-Logic 2 EX Joystick  \$700

- Q-Logic 2 EX Joystick for Lights  \$700

- Stand Alone Joystick w/ External Charger Port  \$700

**Armor Color Options:**

- Black Soft Touch (Standard color option)

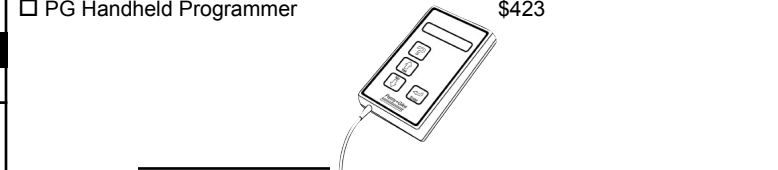
**Colors: \$50**

- Candy Apple Red                       Sunburst Orange
- Viper Blue                                 Pearl Pink

**PROGRAMMING**

Description	Price
<input type="checkbox"/> Q-Logic Handheld Programmer 	\$545

- Q-Logic Programming Cable w/ Disk<sup>1</sup> \$750
- PG Handheld Programmer \$423



1. Works with Q-Logic 2 EX only

**JOYSTICK HANDLES**

Description	Price	HCPCS Code
<input type="checkbox"/> Standard Carrot Handle	Standard	
<input type="checkbox"/> Mushroom Handle	\$71	E2323
<input type="checkbox"/> T-Bar	\$107	E2323
<input type="checkbox"/> Chin Cup	\$71	E2324 <sup>1</sup>
<input type="checkbox"/> Extended I-Handle	\$71	E2323
<input type="checkbox"/> Soft Ball Handle	\$50	E2323
<input type="checkbox"/> Medium Ball Handle	\$50	E2323
<input type="checkbox"/> Bodypoint 3" Goal Post Handle	\$69	E2323
<input type="checkbox"/> Bodypoint 4" Goal Post Handle	\$69	E2323

1. Use HCPCS code E2323 when not used in conjunction with a chin control.

**JOYSTICK MOUNTING BRACKETS**

Description	Price	HCPCS Code
<i>Comes Standard with a Quick Release, Adjustable-Height Joystick Block</i>		
<input type="checkbox"/> Fixed Inline <sup>1</sup>	Standard	
Side: <input type="checkbox"/> Left <input type="checkbox"/> Right		
<input type="checkbox"/> Swing-away	\$210	E1028
Side: <input type="checkbox"/> Left <input type="checkbox"/> Right		
<input type="checkbox"/> Retract4 Swing-Away Joystick Arm Kit	\$250	E1028
Side: <input type="checkbox"/> Left <input type="checkbox"/> Right		
<input type="checkbox"/> Multi-axis	\$100	
Side: <input type="checkbox"/> Left <input type="checkbox"/> Right		

1. Not available with Q-Logic 2 EX Stand Alone Joystick

**TRU-BALANCE® POWER POSITIONING** **BACK OPTIONS (CONT'D)**

Description	Price	HCPCS Code
<input type="checkbox"/> TRU-Balance® Power Tilt (55°) <i>55 degree center of gravity (CG) power tilt seating system. 250lbs Weight Capacity</i>	\$4,995	E1002
<input type="checkbox"/> TRU-Balance® Power Recline (168°) <i>168 degrees of power recline with full drive lock-out set at 20 degrees. 250lbs Weight Capacity</i>	\$5,595	E1004
<input type="checkbox"/> TRU-Balance® Lift (10") <sup>1</sup> <i>Must be selected in conjunction with TB Power Tilt. Maximum seat size of 20"W x 20"D</i>	\$2,895	

1. 10" of scissor Lift. Must select TB Tilt in conjunction with lift. 1/4 Speed Inhibit, 250 lbs. max. wt., Allowable dimensions 16" x 16" - 20" x 20". Requires Q-Logic 2 EX. Not available with Manual Recline or Power Recline Only.

**SEATING SPECIFICATIONS**

**Seat Width:**  
 14"     15"     16"     17"     18"  
 19"     20"

**Seat Width Packages:**  
 14"W-18"W     16"W-20"W

**Seat Depth:**  
 14"     15"     16"     17"     18"  
 19"     20"

**Seat Depth Package:**  
 14"D-18"D     15"D-20"D

**Back Cane Height:**  
 14"     15"     16"<sup>1</sup>     17"<sup>1</sup>     18"  
 19"     20"     21"     22"     23"  
 24"     25"

1. Selection of a Synergy® Back & Flip Up Armrests disqualified 16" or 17"H back canes.

**BACK OPTIONS**

Description	Price	HCPCS Code
<b>Tilt Back:</b> <input type="checkbox"/> Synergy® Shape Back Positioning Back <i>See Synergy Shape Back Order Form For Detailed Pricing, Sizes and Codes</i>	Various	E2613/E2614
<input type="checkbox"/> Omit Back	(-\$100)	
<input type="checkbox"/> Synergy® Back with 1.5" Thick Back Cushion	No Charge	
Overall Back <input type="checkbox"/> 18" H <input type="checkbox"/> 19" H <input type="checkbox"/> 20" H <input type="checkbox"/> 21" H Height: <input type="checkbox"/> 22" H <input type="checkbox"/> 23" H <input type="checkbox"/> 24" H <input type="checkbox"/> 25" H		
Choose Lateral Extensions <sup>1</sup> : <input type="checkbox"/> 6" for 13"-16"H Back    \$25 <input type="checkbox"/> 10" for 17"-18"H Back    \$25 <input type="checkbox"/> 12" For 19"-22"H Back    \$25 <input type="checkbox"/> 16" For 23"-25"H Back    \$25		
<input type="checkbox"/> TRU-Comfort™ Back 4-way Stretch Material Cover Width: <input type="checkbox"/> 16"W <input type="checkbox"/> 18" W <input type="checkbox"/> 20"W    \$595    E2620		
Overall Back <input type="checkbox"/> 20" H <input type="checkbox"/> 21" H <input type="checkbox"/> 22" H <input type="checkbox"/> 23" H Height <sup>2</sup> : <input type="checkbox"/> 24" H <input type="checkbox"/> 25" H <input type="checkbox"/> 27" H <input type="checkbox"/> 28" H		
Width: <input type="checkbox"/> 17"W <input type="checkbox"/> 19"W    \$595    E2620		
Overall Back <input type="checkbox"/> 22" H <input type="checkbox"/> 23" H <input type="checkbox"/> 24" H <input type="checkbox"/> 25" H Height <sup>2</sup> : <input type="checkbox"/> 27" H <input type="checkbox"/> 28" H		
Width: <input type="checkbox"/> 22"W <sup>3</sup> <input type="checkbox"/> 24"W <sup>3</sup> \$695    E2621		
Overall Back <input type="checkbox"/> 24" H <input type="checkbox"/> 25" H <input type="checkbox"/> 27" H <input type="checkbox"/> 28" H Height <sup>2</sup> :		

**Tru Comfort Color Shroud Option:**  
 Black (Standard color option)  
**Metallic Colors:\$100**  
 Candy Apple Red  
 Viper Blue  
 Sunburst Orange  
 Pearl Pink

1. Lateral extensions are required to mount lateral thoracic supports.  
 2. Overall Back height measurement is measured from the seat pan to the top of the back, +/- 1/2".  
 3. Available with offset (meso) brackets.

Description	Price	HCPCS Code
<b>Tilt Back Options:</b> <input type="checkbox"/> Standard Back Canes    Standard		
<input type="checkbox"/> Omit Push Handles    \$125		
<input type="checkbox"/> Flip Forward Back Canes <sup>4</sup> \$150		
<input type="checkbox"/> Omit Push Handles    \$125		
<input type="checkbox"/> Offset (Meso) <sup>5</sup> \$195		
<input type="checkbox"/> 2" (1" Per Side) <input type="checkbox"/> 4" (2" Per Side)		
<input type="checkbox"/> Inset (Endo) <sup>5</sup> \$195		
<input type="checkbox"/> 2" (1" Per Side) <input type="checkbox"/> 4" (2" Per Side)		
<input type="checkbox"/> Attendant Manual Recline <sup>6</sup> \$750    E1226		

**Power Recline Back:**  
 Synergy® Reclining Back    Standard  
 with 1.5" Thick Back Cushion

TRU-Comfort™ Back 4-way Stretch Material Cover  
 Width:     16"W     17"W<sup>7</sup>     18"W    \$595/\$795    E2620  
 19"W<sup>7</sup>     20"W  
 22"W    \$695/\$795    E2621

Overall Back  
 Height<sup>8</sup>:     20" H     21" H     22" H     23" H  
 24" H     25" H     27" H     28" H

After-Market Back Interface<sup>9</sup>    \$200

**Recline Back Options:**  
 Offset (Meso)<sup>10</sup>    \$195  
 2" (1" Per Side)     4" (2" Per Side)  
 Inset (Endo)<sup>10</sup>    \$195  
 2" (1" Per Side)     4" (2" Per Side)

**Recline Color Shroud Option:**  
 Black (Standard color option)  
**Metallic Colors:N/C**  
 Candy Apple Red  
 Viper Blue  
 Sunburst Orange  
 Pearl Pink

4. Not available with Attendant Manual Recline, Vent Tray, O2 Holder, cane mounted or cantilever armrests. May interfere with Lateral Supports and Waterfall Armrests.  
 5. Dual Post Flip-back Armrests interfere with offset canes. Not available with Manual Recline.  
 6. Not available with Flip Back Arms, Cantilever Arms, Shape Back, Tru Comfort back, rear accessories or 10" Lift. Requires 22"H canes. Pivot point 2.5" above seat pan.  
 7. SOF is required with no extended lead time.  
 8. Overall Back height measurement is measured from the seat pan to the top of the back. All back heights except 25" and 28" are SOF with no extended lead time.  
 9. Overall Seat depth may need to be adjusted to accommodate certain backs. Contact your Quantum Specialist for details. Does not include brackets to mount after market back.  
 10. Requires Cantilever Arms. Back width can not be less than 14" or greater than 24".

**SYNERGY® ARMRESTS**

Description	Price
<b>Tilt Armrests:</b> <input type="checkbox"/> Flip Back, Cane Mounted Armrests <sup>1</sup> No Charge	
<input type="checkbox"/> 2-Post, Flip-back, Height Adjustable, Removable <sup>2</sup> No Charge	
<input type="checkbox"/> Single Post Height Adjustable Removable <sup>3</sup> No Charge <input type="checkbox"/> Quad Release Lever	
<input type="checkbox"/> Removable, Single Post, Height Adjustable, Heavy Duty    No Charge Height: <input type="checkbox"/> 8"H - 12"H <input type="checkbox"/> 10"H - 14"H	
<input type="checkbox"/> Pediatric, Removable <sup>4</sup> No Charge <input type="checkbox"/> Quad Release Lever	
<input type="checkbox"/> Height Adjustable Cantilever Armrests <sup>5</sup> \$195 <i>Angle Adjustable: -30° through +30°</i>	
<b>Power Recline Armrests:</b> <input type="checkbox"/> Reclining, Flip Back    Standard Height: <input type="checkbox"/> 8"H - 9"H <input type="checkbox"/> 10"H - 11"H	
<input type="checkbox"/> Height Adjustable Cantilever Armrests <sup>1</sup> \$195 <i>Angle Adjustable: -30° through +30°</i>	

1. Interferes with Swing-Away laterals. Not available w/ manual recline or flip forward back canes.  
 2. Height adjustment from 9"-13" in 1" increments. Interferes with swing-away laterals. Not available with a depth less than 16".  
 3. Height adjustable from 11" - 17" in 1/2" increments.  
 4. Height adjustment from 7.75" - 9.75" in 1/2" increments. Not available with full length armrests.  
 5. Height adjustment from 11"-17" depends on cane height. Not available with Manual Recline, Flip Forward Back Canes, Cane Clamp Pushbar, or Shape Back.

**SYNERGY® ARMPADS**

Description	Price
<input type="checkbox"/> Straight, Full Length (2"x14") <input type="checkbox"/> Left <input type="checkbox"/> Right	Standard
<input type="checkbox"/> Straight, Desk Length (2"x10") <input type="checkbox"/> Left <input type="checkbox"/> Right	No Charge
<input type="checkbox"/> Waterfall, Full Length (2"x14") <sup>1</sup> <input type="checkbox"/> Left <input type="checkbox"/> Right	No Charge
<input type="checkbox"/> Waterfall, Desk Length (2"x10") <sup>1</sup> <input type="checkbox"/> Left <input type="checkbox"/> Right	No Charge
<input type="checkbox"/> Falcon Gel, Full Length, (3.5"x14")* <input type="checkbox"/> Left <input type="checkbox"/> Right	\$92.50 ea.
<input type="checkbox"/> Full Length Gel Armpad Mounting Plate (Required)*	\$56.69 ea.
<input type="checkbox"/> Falcon Gel, Desk Length, (3.5"x10")* <input type="checkbox"/> Left <input type="checkbox"/> Right	\$70.00 ea.
<input type="checkbox"/> Desk Length Gel Armpad Mounting Plate (Required)*	\$53.52 ea.

1. Not available w/ Cane Mounted, Flip Back Armrests combined with a Synergy Back.

**POWER POSITIONING ELECTRONICS**

Description	Price	HCPCS Code
<b>Single Actuator Electronics:</b>		
<input type="checkbox"/> Tilt Only Through Toggle <input type="checkbox"/> Left Mount <input type="checkbox"/> Right Mount	No Charge	
<input type="checkbox"/> Through VR2 6-Key	No Charge	
<input type="checkbox"/> Through Single Switch (Tilt Only & Q-Logic 2 EX Only)	\$500	
<input type="checkbox"/> Through Q-Logic 2 EX Controller <input type="checkbox"/> AM1 For Single Actuator	\$1,175	E2310
<input type="checkbox"/> AAM For Future Actuator Expansion	\$2,375	
<b>Multiple Actuator Electronics:</b> <i>One TRU Balance Power Positioning Function with AFP</i>		
<input type="checkbox"/> Through Q-Logic 2 EX Controller	\$2,375	E2311
<input type="checkbox"/> Q-Logic 2 EX Through 4-Way Toggle <input type="checkbox"/> Left Mount <input type="checkbox"/> Right Mount	\$2,375	
<input type="checkbox"/> Q-Logic 2 EX Through 4-Way Button Toggle <input type="checkbox"/> Left Mount <input type="checkbox"/> Right Mount	\$2,375	
<input type="checkbox"/> Q-Logic 2 EX Through Quad Pushbutton <input type="checkbox"/> Left Mount <input type="checkbox"/> Right Mount	\$2,375	

**HEADRESTS**

Description	Price	HCPCS Code
<input type="checkbox"/> No Headrest Required		
<b>TRU-Comfort™ Headrest<sup>1</sup>:</b>		
<input type="checkbox"/> 8" W Leatherette	\$205	E0955
<input type="checkbox"/> 8"W TRU-Comfort Plus	\$205	E0955
<input type="checkbox"/> 10" W Leatherette	\$205	E0955
<input type="checkbox"/> 10"W TRU-Comfort Plus	\$205	E0955
<input type="checkbox"/> Removable Headrest Bracket	\$210	E1028
<b>Stealth:</b>		
<input type="checkbox"/> Small (9.75"W x 3"H) (STL-OTSM250)	\$205	E0955
<input type="checkbox"/> Large (11"W x 6"H) (STL-OTLG150)	\$205	E0955
<input type="checkbox"/> Pediatric Comfort Plus (6"W) (CPN350)	\$142	E0955
<input type="checkbox"/> Small Comfort Plus (10"W) (CP250)	\$142	E0955
<input type="checkbox"/> Large Comfort Plus (14"W) (CP150)	\$142	E0955
<input type="checkbox"/> Removable Headrest Bracket <sup>2</sup> (HMO475P)	\$210	E1028
<input type="checkbox"/> Swing-away (Flip-down) Headrest Bracket <sup>2</sup> (FDM350) Used in Addition to Removable Headrest Bracket	\$210	
<b>Medical Applications:</b>		
<input type="checkbox"/> Removable Bracket For Reclining Headrest	\$210	E1028
<b>Aftermarket Bracket:</b>		
<input type="checkbox"/> Stealth's World's Best Removable Headrest Hardware (TWB485)	\$210	E1028

1. Measurement is taken from the inside of the headrest.  
2. Not available on power recline.

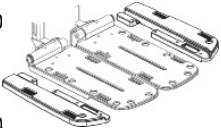

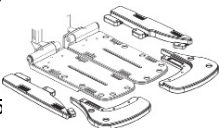
**NON-POWERED LEGRESTS**

Description	Price	HCPCS Code
<input type="checkbox"/> <b>60-90° Swing-away Legrests<sup>1</sup></b> (Adjustable in 5° increments)	Standard	
<input type="checkbox"/> Standard Extruded Footplates	No Charge	
<i>Standard Extruded Extensions:</i>		
<input type="checkbox"/> 13"-16.5" <input type="checkbox"/> 15.5"-19.5"		
<i>Standard Extruded Footplates:</i>		
<input type="checkbox"/> 7.25" x 6" <input type="checkbox"/> 8.5" x 6"		
<input type="checkbox"/> Angle-Adjustable Footplates <sup>2</sup>	\$150	
<i>Angle Adjustable Extensions:</i>		
<input type="checkbox"/> 13"-16.5" <input type="checkbox"/> 15.5"-19.5"		
<i>Angle-Adjustable Footplates:</i>		
<input type="checkbox"/> 4" x 6" <input type="checkbox"/> 5" x 6" <input type="checkbox"/> 5" x 8"		
<input type="checkbox"/> 6" x 8" <sup>3</sup> <input type="checkbox"/> 6" x 11" <sup>3</sup> <input type="checkbox"/> 8" x 11" <sup>4</sup>		
<input type="checkbox"/> Multi-Axis Footplates	\$495	
<i>Multi-Axis Extensions:</i>		
<input type="checkbox"/> 15.5"-19.5"		
<i>Multi-Axis Footplates:</i>		
<input type="checkbox"/> 4" x 6" <input type="checkbox"/> 5" x 6" <input type="checkbox"/> 5" x 8"		
<input type="checkbox"/> 6" x 8" <sup>3</sup> <input type="checkbox"/> 6" x 11" <sup>3</sup> <input type="checkbox"/> 8" x 11" <sup>4</sup>		
<input type="checkbox"/> <b>High Mount, Clamp-On Footrest*</b>		
<input type="checkbox"/> Angle Adjustable		
<input type="checkbox"/> Small, 4" x 7.75"	\$356	
<input type="checkbox"/> Large, 4.25" x 9.25"	\$356	
<input type="checkbox"/> Multi-Axis		
<input type="checkbox"/> Small, 4" x 7.75"	\$456	
<input type="checkbox"/> Large, 4.25" x 9.25"	\$460	
<input type="checkbox"/> <b>Heavy Duty Drop-In Legrests</b>	<b>\$420</b>	
<input type="checkbox"/> Angle Adjustable Footplates <sup>2</sup>	\$150	
<i>Angle Adjustable Extension Length:</i>		
<input type="checkbox"/> 12"-14.5" <input type="checkbox"/> 14.5" -18"		
<i>Angle Adjustable Footplate Size:</i>		
<input type="checkbox"/> 4" x 6" <input type="checkbox"/> 5" x 6" <input type="checkbox"/> 5" x 8"		
<input type="checkbox"/> 6" x 8" <sup>3</sup> <input type="checkbox"/> 6" x 11" <sup>3</sup> <input type="checkbox"/> 8" x 11" <sup>4</sup>		
<input type="checkbox"/> <b>Elevating Legrests<sup>5</sup></b>	<b>\$325</b>	E0990
<input type="checkbox"/> Standard Footplates		
<i>Standard Extruded Extension Length:</i>		
<input type="checkbox"/> 11"-14" <input type="checkbox"/> 14"-17"		
<i>Standard Extruded Footplate Size:</i>		
<input type="checkbox"/> 7.25" x 6" <input type="checkbox"/> 8.5" x 6"		
<input type="checkbox"/> Angle Adjustable Footplates <sup>2</sup>	\$150	
<i>Angle Adjustable Extension Length:</i>		
<input type="checkbox"/> 12"-14.5" <input type="checkbox"/> 14.5" -18"		
<i>Angle Adjustable Footplate Size:</i>		
<input type="checkbox"/> 4" x 6" <input type="checkbox"/> 5" x 6" <input type="checkbox"/> 5" x 8"		
<input type="checkbox"/> 6" x 8" <sup>3</sup> <input type="checkbox"/> 6" x 11" <sup>3</sup> <input type="checkbox"/> 8" x 11" <sup>4</sup>		
<input type="checkbox"/> <b>90° Pediatric Swing-Away Legrests<sup>5</sup></b>	<b>\$162</b>	
<input type="checkbox"/> Angle Adjustable Footplates <sup>2</sup>		
<i>Angle Adjustable Extension Length:</i>		
<input type="checkbox"/> 7"-10"		
<i>Angle Adjustable Footplate Size:</i>		
<input type="checkbox"/> 4" x 6" <input type="checkbox"/> 5" x 6"		

1. Possible caster wheel interference when adjusted to less than 70 degrees.  
2. Includes Heel Loops  
3. Causes interference on seat widths less than 18".  
4. Causes interference on seat widths less than 20".  
5. Extensions are measured from the seatpan to footplate.

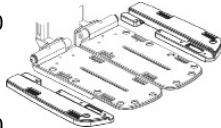
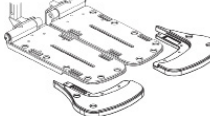
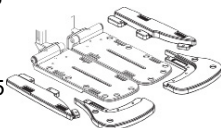
Items marked with a (\*) should be chosen in the Positioning Components screen in iQuantum

**ADJUSTABLE CENTER MOUNT FOOT PLATFORM**

Description	Price
<input type="checkbox"/> Adjustable Center Mount Foot Platform <i>Includes 10"W x 11"D Split Foot Platform</i> Extensions: <sup>1</sup> <input type="checkbox"/> 10"-16" Ext. Calf Supports: <sup>2</sup>	\$250
<input type="checkbox"/> Calf Pads (pair)	
<input type="checkbox"/> Small (6"H x 6"W)	\$150
<input type="checkbox"/> Large (8"H x 8"W, Tapered to 6"W)	\$150
<input type="checkbox"/> Calf Panel (ea.)	
<input type="checkbox"/> Small (8"H x 18"W)	\$150
<input type="checkbox"/> Large (8"H x 24"W) <sup>3</sup>	\$200
Optional Modular Footplate Extension Components/Kits <sup>2,4</sup>	
<input type="checkbox"/> 4" Width Extension Kit	\$50
	
<input type="checkbox"/> 2" Bell Shaped, Length Extension Kit	\$50
	
<input type="checkbox"/> 4" Width Extension with 2" Bell Shaped, Length Extension Kit	\$75
	
<input type="checkbox"/> 6-Piece Extension Stock Kit <i>(Includes all above pieces)</i>	\$95
Additional Optional Accessories <sup>2,4</sup> :	
<input type="checkbox"/> Footplate Connector	\$49
<input type="checkbox"/> Wheel Bumpers, pair	\$25

1. Extension length is measured from top of the seat pan to footplate.  
2. Choose in Rigging Accessory Section in iQuantum.  
3. Only available on 20"W or greater.  
4. Assembly required. May require seating configuration adjustments to avoid front caster interference.

**CENTER MOUNT POWER ARTICULATING FOOT PLATFORM**

Description	Price	HCPCS Code
<input type="checkbox"/> Center Mount Power Articulating Foot Platform <i>Includes 10"W x 11"D Split Foot Platform</i> Extensions: <sup>1</sup> <input type="checkbox"/> 10"-16" Ext. Calf Supports: <sup>2</sup>	\$2895	K0108
<input type="checkbox"/> Calf Pads (pair)		
<input type="checkbox"/> Small (6"H x 6"W)	\$150	
<input type="checkbox"/> Large (8"H x 8"W, Tapered to 6"W)	\$200	
<input type="checkbox"/> Calf Panel (ea.)		
<input type="checkbox"/> Small (8"H x 18"W)	\$150	
<input type="checkbox"/> Large (8"H x 24"W) <sup>3</sup>	\$200	
Optional Modular Footplate Extension Components/Kits <sup>2,4</sup>		
<input type="checkbox"/> 4" Width Extension Kit	\$50	
		
<input type="checkbox"/> 2" Bell Shaped, Length Extension Kit	\$50	
		
<input type="checkbox"/> 4" Width Extension with 2" Bell Shaped, Length Extension Kit	\$75	
		
<input type="checkbox"/> 6-Piece Extension Stock Kit <i>(Includes all above pieces)</i>	\$95	
Additional Optional Accessories <sup>4</sup> :		
<input type="checkbox"/> Footplate Connector	\$49	
<input type="checkbox"/> Wheel Bumpers, pair	\$25	

1. Extension length is measured from top of the seat pan to footplate.  
2. Choose in Rigging Accessory Section in iQuantum.  
3. Only available on 20"W or greater.  
4. Assembly required. May require seating configuration adjustments to avoid front caster interference.

**FRONT RIGGING ACCESSORIES**

Description	Price	HCPCS Code
<input type="checkbox"/> Wheel Bumpers	\$25	
<input type="checkbox"/> Heel Loops (pair) <sup>1</sup>	\$38	E0951
<input type="checkbox"/> Gel Neoprene Footrest Sleeve (pair) <sup>2</sup>	\$65	K0108
<input type="checkbox"/> ELR/ALR Adductor Buttons (pair)	\$125	K0108
<input type="checkbox"/> POSAlinc Knee Adductor for Swing-Away Legrests (pair)*	\$512	K0108
<input type="checkbox"/> POSAlinc Rail Mounted Knee Adductor (pair) *	\$574	K0108
<input type="checkbox"/> Residual Limb Support	\$300	E1020
<input type="checkbox"/> Left <input type="checkbox"/> Right		
<input type="checkbox"/> Bodypoint Ankle Huggers (pair)*	\$134	K0108
<input type="checkbox"/> Small <input type="checkbox"/> Medium		

1. Standard with Angle Adjustable or Multi-Axis footplates.  
2. Only available with Swing-Away legrests.

**SEAT CUSHIONS**

Description	Price	HCPCS Code
<input type="checkbox"/> No Cushion Required <i>Please refer to Synergy order forms for detailed pricing, sizes and codes.</i>		
<b>Simplicity Cushion</b> General Use		
<input type="checkbox"/> 16" x 16" - 20" x 20"	\$98	E2601
<b>Solution@ 1 Cushion</b> Skin Protection:		
<input type="checkbox"/> 14" x 14" - 20" x 20"	\$380	E2603
<b>Solution@ Cushion</b> Skin Protection & Positioning		
<input type="checkbox"/> 10" x 10" - 20" x 20"	\$380	E2607
<b>Spectrum@ Gel Cushion</b> Positioning		
<input type="checkbox"/> 12" x 10" - 20" x 20"	\$480	E2605
<b>Spectrum@ Visco Cushion</b> Skin Protection & Positioning		
<input type="checkbox"/> 10" x 10" - 20" x 20"	\$480	E2607
<b>Spectrum@ Air</b> Adjustable Skin Protection		
<input type="checkbox"/> 14" x 12" - 20" x 20"	\$480	E2622
<b>Spectrum@ Air Contour</b> Adjustable Skin Protection & Positioning		
<input type="checkbox"/> 14" x 12" - 20" x 20"	\$499	E2624
<b>TRU-Comfort™ 2 4-Way Stretch</b> Skin Protection		
<input type="checkbox"/> 16" x 14" - 20" x 20"	\$380	E2603
<b>TRU-Comfort™ 2 Air Mesh</b> Skin Protection		
<input type="checkbox"/> 16" x 14" - 20" x 20"	\$380	E2603

**LATERALS**

Description	Price	HCPCS Code
<input type="checkbox"/> <b>Stealth Thoracic Laterals (pair)*</b>		
Bracket:		
<input type="checkbox"/> 125° Swing-Away Bracket	\$450	E1028
<input type="checkbox"/> Swing-Away Rail Mounts	\$450	E1028
<i>For Use on TRU-Comfort Backs w/ Recline</i> <i>For Use on Synergy Back and Tru-Comfort</i>		
Pad:		
<input type="checkbox"/> Flat Pad, 3"x5", Leather-Like Cover	\$200	E0956
<input type="checkbox"/> Flat Pad, 4"x6", Leather-Like Cover	\$200	E0956
<input type="checkbox"/> Curved Pad, 2"x3", 4-Way Stretch Cover	\$200	E0956
<input type="checkbox"/> Curved Pad, 3"x5", 4-Way Stretch Cover	\$200	E0956
<input type="checkbox"/> Curved Pad, 4"x6", 4-Way Stretch Cover	\$200	E0956
<input type="checkbox"/> <b>Stealth Pelvic/Thigh Laterals*</b>		
Side:		
<input type="checkbox"/> Left Side <input type="checkbox"/> Right Side		
Bracket:		
<input type="checkbox"/> Removable Bracket (ea.)	\$250	E1028
<input type="checkbox"/> Removable Bracket w/ 1" Offset (ea.)	\$325	E1028
<input type="checkbox"/> Flip Down Bracket (ea.)	\$225	E1028
<input type="checkbox"/> Flip Down, Full Surface Contact Bracket (ea.)	\$225	E1028
Pad:		
<input type="checkbox"/> Short Pad, 4"x4" (ea.)	\$50	E0956
<input type="checkbox"/> Medium Pad, 4"x8" (ea.)	\$50	E0956
<input type="checkbox"/> Long Pad, 4"x12" (ea.)	\$50	E0956
Adapter:		
<input type="checkbox"/> 2" Depth/Height Adapter Plate (ea.) <sup>2</sup>	\$25	K0108
<input type="checkbox"/> 2 1/4" Depth/Height Adapter Plate (ea.) <sup>3</sup>	\$25	K0108

1. Swing-away laterals interfere with flip-up armrests.  
2. Height adapter plate is needed w/ Tru Comfort seat cushion. Not available on the flip down bracket.  
3. Only available on the flip down bracket.

**MISCELLANEOUS POSITIONING COMPONENTS**

Description	Price	HCPCS Code
<input type="checkbox"/> Therafin Flip-down Knee Abductor Bracket* <i>Pad:</i>	\$172	E1028
<input type="checkbox"/> Small <input type="checkbox"/> Medium <input type="checkbox"/> Large	\$135	E0957
<input type="checkbox"/> Stealth Foot Boxes (pair)*	\$475	K0108
<input type="checkbox"/> Small <input type="checkbox"/> Medium <input type="checkbox"/> Large		
<input type="checkbox"/> Stealth Padded Shoe Holders (pair)*	\$166	K0108
<input type="checkbox"/> Small <input type="checkbox"/> Medium <input type="checkbox"/> X-Large		
<input type="checkbox"/> Otto Bock Arm Channels (ea.)* <i>Side:</i>	\$104	E2209
<input type="checkbox"/> Left <input type="checkbox"/> Right		
<i>Size:</i>		
<input type="checkbox"/> Small <input type="checkbox"/> Medium <input type="checkbox"/> Large		
<input type="checkbox"/> Otto Bock Flat Hand Pad(ea.)* <i>Side:</i>	\$52	
<input type="checkbox"/> Left <input type="checkbox"/> Right		
<i>Size:</i>		
<input type="checkbox"/> Medium <input type="checkbox"/> Large		

Please see positioning components order form for additional types, sizes and details.

**ACCESSORIES**

Description	Price	HCPCS Code
<input type="checkbox"/> Quantum Backpack <sup>1</sup>	\$60	
<input type="checkbox"/> Oxygen Holder <sup>2</sup>	\$150	E2208
<input type="checkbox"/> Recline Accessory Mounting Bracket <sup>3</sup>	\$50	
<input type="checkbox"/> Weather Cover, Medium, Black	\$158	
<input type="checkbox"/> Cup Holder	No Charge	
<input type="checkbox"/> Left <input type="checkbox"/> Right		
<input type="checkbox"/> Tablet Holder	\$315	
<input type="checkbox"/> Deluxe Cell Phone/Media Holder	\$140	

1. Backpack may interfere w/ other rear accessories.
2. Not available with a Power Elevating Seat or a Lift/Tilt. Oxygen holder on Tilt with Tru Comfort back requires SOF. N/A on Power Recline.
3. 1" adaptor tube allows cane mounted accessories to mount to power recline back or siderail.

**LAPBELTS**

Description	Price
<input type="checkbox"/> 38" Lap Belt	Standard
<input type="checkbox"/> 50" Lap Belt	Standard
<input type="checkbox"/> 60" Lap Belt	Standard
<input type="checkbox"/> 60" Padded Lap Belt	\$115
<input type="checkbox"/> 70" Lap Belt	Standard
<input type="checkbox"/> 80" Lap Belt	Standard
<input type="checkbox"/> 90" Lap Belt	Standard
<input type="checkbox"/> Pelvic Positioning Belt, 2-Point Padded Med, 9"-15" Hip Width*	\$87
<input type="checkbox"/> Pelvic Positioning Belt, 2-Point Padded, Lg, 13"-19" Hip Width	\$92
<input type="checkbox"/> Pelvic Positioning Belt, 4-Point Padded, Med, 9"-15" Hip Width*	\$112
<input type="checkbox"/> Pelvic Positioning Belt, 4-Point Padded, Lg, 13"-19" Hip Width*	\$116

**BATTERY OPTIONS**

Description	Price	HCPCS Code
<input type="checkbox"/> U1 32 Amp, AGM <i>Installation:</i>	\$133 ea.	E2365
<input type="checkbox"/> Batteries Installed <input type="checkbox"/> Do Not Install		

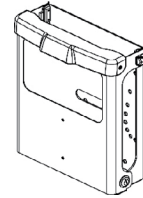
**COMPACT VENT TRAY**

Description	Price	HCPCS CODE
<i>The addition of a compact vent tray may increase the length &amp; weight of your power chair.</i>		
<input type="checkbox"/> Compact Vent Tray	\$1,395	E1029

**Mounting Bracket:** Bracket is pre-selected with TRU-Comfort Back

Flush  3" Offset<sup>1</sup>  6" Offset

- Accomodates Pulmonetics LTV-style ventilators.
- Max Vent Dim. 3.25" H x 10.5" W x 13.5" / 20 lbs.
- Not Available with Shape Back, Sling Back, Manual Recline, Flip Down Back Canes or rear mounted accessories.



1. Not available with Flip-Up Armrests.

Items marked with a (\*) should be chosen in the Positioning Components screen in iQuantum