



Quantum® 4Front® 2HD Order Form with TRU Balance® 3 Positioning

Account Number: _____ Date: _____
 Provider Name: _____
 Contact: _____
 Phone: _____ Fax: _____
 Email: _____
 PO Number: _____
 Quote Name/Marked for: _____
 Ship to Address: _____
 City: _____ State: _____ Zip: _____

QUANTUM®
4FRONT²HD



INTRODUCTION

This form is interactive when viewed with [Adobe Acrobat Reader](#) and may not function correctly if opened with applications other than Acrobat. Complete the form by placing checks in the desired boxes and provide information in the interactive fields. Buttons shown at the bottom of the form may be utilized to print or submit the order form through a desktop email application. To email via a web-based application, please 'Save As' and attach the PDF to your email.

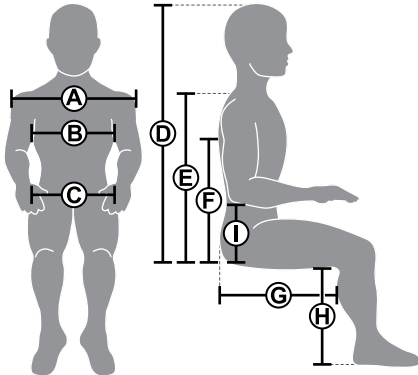
This order form contains a large variety of options to fulfill various patient needs. Descriptions and section notes, such as optional or required, are included to help you complete your order. Please contact Quantum Sales at 866-800-2002 if assistance is needed. Send the completed order form by fax (866-707-3422) or email (quantumorders@pridemobility.com). Incomplete forms may delay the quote or order. Customer service will contact you if the order is incomplete or if there are compatibility issues. If special order requests are needed, be sure that the Patient Information section is completed or include a completed [physical assessment form](#) with this order form.

HCPCS codes provided should not be considered as legal advice and do not guarantee reimbursement. DME providers are responsible for determining the appropriate billing codes when submitting for insurance reimbursement. Payer coding, coverage, and bundling guidelines may apply. All prices are MSRP. Prices, specifications, part numbers, and availability are subject to change without notice. Prices and part numbers as shown are only available when configured as a complete power chair. Please contact technical service for accurate parts ordering.

Thank you for choosing Quantum!

PATIENT INFORMATION

Weight: _____ Height: _____ A. Shoulder Width: _____ D. Max Sitting Height: _____ G. Thigh Depth: _____
 B. Chest Width: _____ E. Shoulder Height: _____ H. Lower Leg Length: _____
 C. Hip Width: _____ F. Axilla Height: _____ I. Elbow Height: _____



1. BASE MODEL

REQUIRED. Select a group 3 power base. 450 lb. weight capacity with standard 5 mph motors and 8 amp off board charger. Dimensions of base without legrests: 24.2"Wx39.9"L

Quantum 4Front 2HD 3MPHD-SS \$9,275
 Part: 4FRONT 2HD 3MPHD-SS. HCPCS: K0862
 Multiple actuator power option.















Quantum 4Front 2HD 3SHD-SS \$9,826
 Part: 4FRONT 2HD 3SHD-SS. HCPCS: K0850
 Solid seat pan standard with no power option.

Quantum 4Front 2HD 3SPHD-SS \$9,481
 Part: 4FRONT 2HD 3SPHD-SS. HCPCS: K0858
 Single power option.

2. BASE COLOR

REQUIRED. Select one shroud color. Colors shown here may differ from actual product depending on monitor/printer calibration used.

2.1a. Standard Shrouds

- | | | | |
|---|--|--|--|
|  Red Corvette
Part: DGN2003028-PRD1 |  Deep Purple
Part: DGN2003028-PPR5 |  Midnight Blue
Part: DGN2003028-PBU10 |  Green Machine
Part: DGN2003028-PGN11 |
|  Back in Black
Part: DGN2003028-PBK1 |  Raspberry Beret
Part: DGN2003028-PPK4 |  Electric Blue
Part: DGN2003028-PBU9 |  Military Green
Part: DGN2003028-PGN8 |
|  Night Train
Part: DGN2003028-PBK3 |  Pretty in Pink
Part: DGN2003028-PPK3 |  Blue Jean
Part: DGN2003028-PBU11 | |
|  Grey Street
Part: DGN2003028-PSL3 |  Evolution Orange
Part: DGN2003028-POR7 |  Lemon Crush
Part: DGN2003028-PYL4 | |


2.1b. Hydrographic Shrouds

- | | |
|---|---|
|  Military Digital Camo \$263
Part: DGN2003028-WCM7 |  Faded Glory \$263
Part: DGN2003028-WFL2 |
|---|---|

3. BASE MOUNTED LIGHTS

Optional. Select one option. Seat Mounted, LED, Full Light Package option can be found later on this form.

- | | |
|--|---|
| Switch Operated Fender Lights No Charge
Part: DGN2004686
Fender lights operate by pressing included single switch button. Fender lighting is not available with Single Actuator Control through Toggle Box. | Omit Fender Lights No Charge
Part: DGN1700032 |
|--|---|



4. QUANTUM BACKUP CAMERA

Optional. Requires Q-Logic 3 electronics. The backup camera may interfere with armrest mounted accessories such as media device holder.

- Quantum Backup Camera** \$368
Part: MEC1910365

1. Optional Camera Mounting Bracket

- | | |
|--|---|
| Backup Camera Headrest Bracket \$21
Part: MEC1910373
Works with .5" x .5" vertical supports only. | Backup Camera Track Mount Bracket \$27
Part: MEC2104227 |
|--|---|

2. Optional Display Mounting Bracket

- Backup Camera Q-Logic Joystick Mount Bracket** \$105
Part: MEC2106123



5. DRIVE WHEELS

REQUIRED. Select a type of drive wheels and accent color.

5.1. Drive Wheels

- | | |
|--|---|
| 3"x14" Flat Free Black Tires with Accent Standard
Part: PTOINDV3525 | 4"x14" Flat Free Knobby Black Tires \$290 ea.
Part: WHL2006647 x2 |
| 3"x14" Pneumatic Black Tires with Accent No Charge
Part: WHL1704059 x2 | 4"x14" Pneumatic Knobby Black Tires \$290 ea.
Part: WHL2006822 x2 |

5.2. Drive Wheel Accent Color

Not available with knobby tires.

- | | | |
|---|--|--|
| Back in BlackStandard
Part: DGN164245-PBK1 x2 | Pretty in Pink No Charge
Part: DGN164245-PPK3 x2 | Green Machine No Charge
Part: DGN164245-PGN11 x2 |
| Red Corvette No Charge
Part: DGN164245-PRD1 x2 | Evolution Orange No Charge
Part: DGN164245-POR7 x2 | Military Green No Charge
Part: DGN164245-PGN8 x2 |
| Night Train No Charge
Part: DGN164245-PBK3 x2 | Midnight Blue No Charge
Part: DGN164245-PBU10 x2 | Military Digital Camo \$58 ea.
Part: DGN164245-WCM7 x2 |
| Grey Street No Charge
Part: DGN164245-PSL3 x2 | Electric Blue No Charge
Part: DGN164245-PBU9 x2 | Faded Glory \$58 ea.
Part: DGN164245-WFL2 x2 |
| Deep Purple No Charge
Part: DGN164245-PPR5 x2 | Blue Jean No Charge
Part: DGN164245-PBU11 x2 | |
| Raspberry Beret No Charge
Part: DGN164245-PPK4 x2 | Lemon Crush No Charge
Part: DGN164245-PYL4 x2 | |

6. BATTERIES

Optional. The powerchair requires 2 flat top batteries and will be installed if ordered.

- Group 24, AGM Cell Battery (MK)**..... \$541 ea.
Part: BAT1712207 x2. HCPCS: E2363

7. PATIENT'S WEIGHT

REQUIRED. The patient's weight is required to quote and order the power chair.

Up to 301 lb-400 lb User Weight
Part: PTOINDV3967

401 lb-450 lb User Weight
Part: PTOINDV3968

8. ELECTRONICS

REQUIRED. Select a type of drive control from the following sections. The No Joystick option is used to omit the joystick and utilize another control, such as a specialty control at the end of this form or found on the [Alternative Controls and Electronics Order Form](#).

8.1a. Omit Joystick

No Joystick, Setup for Q-Logic Electronics
Part: XRF000010
Requires selection of Enhanced Display

8.1b. Q-Logic 3 Non-Expandable Capacity Controls

Q-Logic 3 non-expandable capacity allows control up to one seat actuator.

Q-Logic 3e Non-Expandable Capacity Joystick Standard
Part: CTL1910600-NE
Can operate full light package. Not available with alternative or specialty controls.

8.1c. Q-Logic 3 Expandable Capacity Controls

Q-Logic 3 expandable capacity controls allow use of specialty controls and multiple actuators.

1. Q-Logic 3 Expandable Capacity Joysticks

Q-Logic 3 Expandable Capacity Joystick\$840
Part: CTL167724

Q-Logic 3 Expandable Capacity Joystick\$840
for Full Light Package
Part: CTL167725
Required with full light packages.

Q-Logic 3e Joystick\$735
Part: CTL1910600

Can operate full light package. Not available with alternative or specialty controls.



2. Q-Logic 3 Expandable Capacity Required Components

Q-Logic 3 expandable capacity controls require the controller module and expandable harness below. Customer Service will include these items in a quote when expandable controls or specialty electronics are selected on this form.

Q-Logic 3 Expandable Capacity Controller Module..... \$730
Part: XRF000002 HCPCS: E2377

Q-Logic 3 Expandable Capacity Controller Harness..... \$458
Part: XRF000264. HCPCS: E2313

8.2. Q-Logic 3 Joystick Armor

REQUIRED with Q-Logic 3 Joystick selections above. Not available with Q-Logic 3e Joystick. Reference colors shown on page 2.

Black, Soft Touch Standard
Part: DGN124307
Also matches Night Train shrouds.
Red Corvette..... \$63
Part: DGN124336-PRD1
Back in Black.....\$63
Part: DGN124336-PBK1
Grey Street \$63
Part: DGN124336-PSL3
Deep Purple\$63
Part: DGN124336-PPR5

Raspberry Beret..... \$63
Part: DGN124336-PPK4
Pretty in Pink\$63
Part: DGN124336-PPK3
Evolution Orange.....\$63
Part: DGN124336-POR7
Midnight Blue\$63
Part: DGN124336-PBU10
Electric Blue \$63
Part: DGN124336-PBU9

Blue Jean \$63
Part: DGN124336-PBU11
Lemon Crush\$63
Part: DGN124336-PYL4
Green Machine\$63
Part: DGN124336-PGN11
Military Green \$63
Part: DGN124336-PGN8

9. JOYSTICK HANDLES

Optional. The standard Q-Logic 3 joystick knob can be seen in an image in the previous section. An optional handle selected below will be mounted to the joystick and the standard handle will be shipped with the unit.

Mushroom Handle (B) \$90
Part: ACCASMB1860. HCPCS: E2323
Chin Cup (C)..... \$90
Part: ACCASMB1861. HCPCS: E2323 (E2324 when chin control)
T-Bar (D) \$126
Part: ACCASMB1858. HCPCS: E2323
Medium Ball Handle (E)..... \$69
Part: ACCASMB1859. HCPCS: E2323
Soft Ball Handle (F)..... \$80
Part: ACCASMB1856. HCPCS: E2323

Extended I-Handle (G) \$90
Part: ACCASMB1857. HCPCS: E2323
Bodypoint 3" Goal Post Handle\$104
Part: PLSKNCP1057. HCPCS: E2323
Bodypoint 4" Goal Post Handle\$104
Part: PLSKNCP1058. HCPCS: E2323
Q-Logic 3 Carrot Handle (A) No Charge
Part: DGN124308



10. JOYSTICK MOUNTING BRACKETS

Optional. Select a mount to be used with a joystick selected in previous section.

10.1a. Fixed, In-line Joystick Bracket

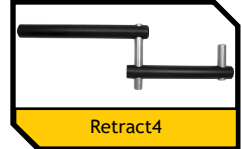
Fixed, In-line, Bracket Standard
Part: FRMASMB10617



10.1b. Swing-Away (Retractable) Joystick Bracket

Allows the joystick to retract to the side of the armrest while maintaining the same joystick orientation.

Swing-away, Q-Logic 3 \$319
Part: ACC1908434. HCPCS: E1032



10.1c. Basic Swing Away Joystick Mount

Basic Swing Away, Q-Logic, Left Side \$245
Part: ACC2201041. HCPCS: E1032

Basic Swing Away, Q-Logic, Right Side \$245
Part: ACC2201042. HCPCS: E1032

10.1d. Specialty Joystick Mounts

Select a bracket and side to mount it.

Retract4 Mount \$368
Part: XRF000003. HCPCS: E1032
Full 180° of movement that translates into multi-position use, straight, right offset, left offset, or fold away. Joystick orientation varies as bracket is adjusted.

Multi-Axis Mount \$126
Part: XRF000004
Allows height adjustment of joystick.



10.2. Joystick Mount Location

Left Side Mount
Part: PTOINDV1225

Right Side Mount
Part: PTOINDV1226

11. TRU BALANCE 3 SEATING

11.1. TRU Balance 3 Configuration

REQUIRED. Select one seating system. Be sure to complete the seat dimensions, seat to floor, and back selections. Maximum seat depth for Power Lift, Power Tilt, and Power Tilt and Recline Systems is 22". Maximum seat depth for Static Seat and Power Recline System is 24".

TRU Balance 3 Static Seat \$2,410 Part: PTOINDV3442 85° to 105° of limited recline (-5/ +15) via gas strut within back cover.	TRU Balance 3 Heavy Duty, Power Recline \$9,318 Part: PTOINDV3645. HCPCS: E1004 85° to 175° of power recline.
TRU Balance 3, Heavy Duty, Power Tilt \$8,668 Part: PTOINDV3643. HCPCS: E1002 50° Center of Gravity (CG) power tilt seating system.	TRU Balance 3 Heavy Duty, Power Tilt & Recline \$13,675 Part: PTOINDV3644. HCPCS: E1007 50° CG power tilt with 175° of power recline. Full drive lockout at 20°.

11.2. 10" Power Lift

Optional. ^Please verify the appropriate billing code to be used for this item with all third-party payors.

TRU Balance 3 Power 10" Lift \$3,725
Part: PTOINDV3775. HCPCS: E2298/E2300^
Maximum weight capacity is 400 lbs. 10" of scissor lift. 24"W x 22"D maximum seat size.

11.3. Occupied Transit

Optional. Available in seat dimensions of 16" to 20" wide and 16"-20" deep. Requires Flip Back armrests and 60" Sure-lok lap belt. Only available with swing-away legrests and center mount foot platforms.

Occupied Transit \$289
Part: KIT152047

To determine if your chair is WC-19 compliant (occupied), please refer to this website: <https://wc-transportation-safety.umtri.umich.edu/>

11.4. Seat Width

REQUIRED.

20" Width Part: SETWDTH1010	21" Width Part: SETWDTH1011	22" Width Part: SETWDTH1012	23" Width Part: SETWDTH1013	24" Width Part: SETWDTH1014
--------------------------------	--------------------------------	--------------------------------	--------------------------------	--------------------------------

11.5. Seat Depth

REQUIRED. *Maximum seat depth for Power Lift, Power Tilt, and Power Tilt and Recline Systems is 22". Maximum seat depth for Static Seat and Power Recline System is 24".

20" Depth Part: SETDPTH1010	21" Depth Part: SETDPTH1011	22" Depth Part: SETDPTH1012	23" Depth* Part: SETDPTH1013	24" Depth* Part: SETDPTH1014
--------------------------------	--------------------------------	--------------------------------	---------------------------------	---------------------------------

Low	Med	High
Static Seat / Recline Only		
15"	16"	17"
Tilt/Tilt & Recline/Lift		
17.75"	18.75"	19.75"
TRU Balance 3 Seat to Floor Heights		

11.6. Seat to Floor Height

REQUIRED.

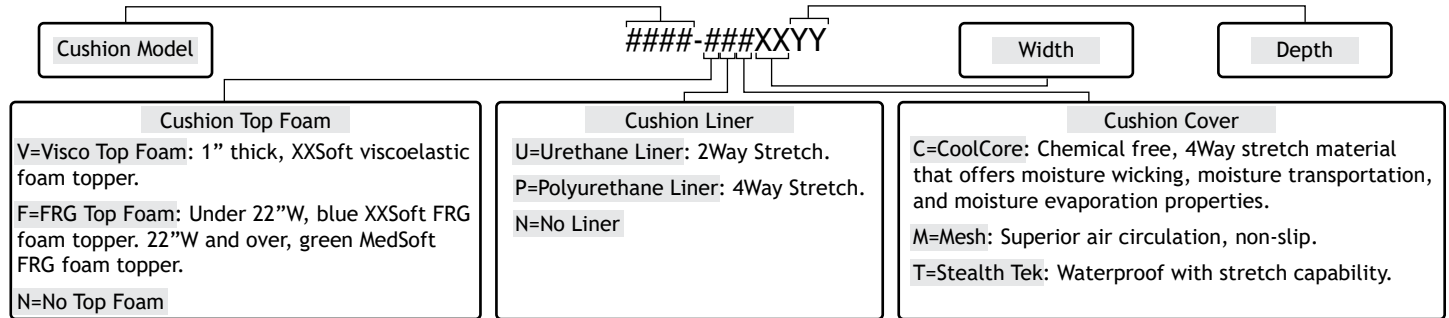
Lowest Seat to Floor Part: PTOINDV3558	Middle Seat to Floor Part: PTOINDV3559	Highest Seat to Floor Part: PTOINDV3560
---	---	--

TRU Balance 3 seating section continued on following page.

11. TRU BALANCE 3 SEATING CONTINUED

11.9. Stealth Seat Cushion

Optional. Specific cushion/component sizes available, part numbers, weight capacities, MSRP, HCPCS code, and special order cushions will be found on the respective complete [Stealth Cushion Order Forms](#). Part numbers in this section are for reference only. This section allows a quick selection of a single cushion that matches the seat pan width and depth to alleviate listing all part numbers and codes on this power base form. The complete cushion part number and MSRP is a product of the cushion model, top foam, liner, cover, width, and depth as shown below. Reference the subsequent chart for available top foam, liner, and cover options for each cushion type. See specific cushion order form for all sizes, top foam, liners, covers, parts numbers, and MSRP.



1. Cushion Type

- TRU-Comfort 2 SPP**
Reference part: XRF000116. [See cushion order form.](#)
Part series: TC2-###XXYY. MSRP: \$441-\$651. HCPCS: E2607/E2608
- Essence SPP**
Reference part: XRF000118. [See cushion order form.](#)
Part series: ESS-###XXYY. MSRP: \$441-\$630. HCPCS: E2607/E2608
- Solution SPP**
Reference part: XRF000113. [See cushion order form.](#)
Part series: SOL-###XXYY. MSRP: \$414-\$533. HCPCS: E2607/E2608
- Spectrum Foam SPP**
Reference part: XRF000112. [See cushion order form.](#)
Part series: SPCF-###XXYY. MSRP: \$507-\$709. HCPCS: E2607/E2608
- Spectrum Gel SPP**
Reference part: XRF000117. [See cushion order form.](#)
Part series: SPCG-###XXYY. MSRP: \$507-\$602. HCPCS: E2607/E2608
- Premiere P**
Reference part: XRF000122. [See cushion order form.](#)
Part series: PREM-###XXYY. MSRP: \$358-\$603. HCPCS: E2605/E2606
- Glacial SP**
Reference part: XRF000114. [See cushion order form.](#)
Part series: GLA-###XXYY. MSRP: \$364-\$564. HCPCS: E2603/E2604
- Zen SP**
Reference part: XRF000115. [See cushion order form.](#)
Part series: ZEN-###XXYY. MSRP: \$348-\$547. HCPCS: E2603/E2604
- Simplicity G**
Reference part: XRF000111. [See cushion order form.](#)
Part series: SIM-###XXYY. MSRP: \$122-\$182. HCPCS: E2601/E2602

2. Essence Cushion Wedge Kit

Only available with Essence cushion selection above.

- Small Wedge Positioning Kit.....\$39**
Part: POP1909006-S
14"W and smaller
- Medium Wedge Positioning Kit.....\$72**
Part: POP1909006-M
14"W and smaller
- Large Wedge Positioning Kit..... \$105**
Part: POP1909006-L
14"W and smaller
- Small Wedge Positioning Kit.....\$39**
Part: POP1712340-S
15"W and larger
- Medium Wedge Positioning Kit.....\$72**
Part: POP1712340-M
15"W and larger
- Large Wedge Positioning Kit..... \$105**
Part: POP1712340-L
15"W and larger

3. Cushion Top Foam

- Visco Top Foam**
Reference part: XRF000380
- No Top Foam**
Reference part: XRF000382
- FRG Top Foam**
Reference part: XRF000381

4. Cushion Liner

- Stealth Urethane Liner**
Reference part: XRF000383
- No Liner**
Reference part: XRF000385
- Stealth Polyurethane Liner**
Reference part: XRF000384

5. Cushion Cover

- CoolCore Cover**
Reference part: XRF000386
- Stealth Tek Cover**
Reference part: XRF000388
- Mesh Cover**
Reference part: XRF000387

6. Optional Base Insert

Option selection available with Glacial, Premiere, Simplicity, Solution, Spectrum Foam, Spectrum Gel, and Zen cushions.

- ABS Flat Rigidizer**
Reference part: XRF000389
MSRP: \$48-\$69

	None	Visco/V.Elastic	FRG	None	Urethane	Polyurethane	CoolCore	Mesh	Stealth Tek
	Top Foam	Liner	Cover						
TRU-Comfort 2	-	✓	-	✓	-	✓	✓	-	-
Essence	-	✓	-	✓	-	✓	✓	✓	-
Solution	-	✓	-	-	✓	✓	✓	✓	✓
Spectrum Foam	-	✓	✓	-	✓	✓	✓	✓	✓
Spectrum Gel	-	✓	✓	-	✓	✓	✓	✓	✓
Premiere	-	✓	✓	✓	✓	✓	✓	-	-
Glacial	✓	-	-	✓	✓	✓	✓	✓	✓
Zen	-	✓	✓	✓	✓	✓	✓	✓	✓
Simplicity	✓	-	-	✓	-	-	-	-	✓

TRU Balance 3 seating section continued on following page.

11. TRU BALANCE 3 SEATING CONTINUED

7. Additional Cushion Liner

Up to 5 may be selected below. See respective cushion order form for MSRP and part numbers.

_____ Additional Stealth Urethane Liner
 QTY Reference Part: XRF000390

_____ Additional Stealth Polyurethane Liner
 QTY Reference Part: XRF000391

8. Additional Cushion Cover

Up to 5 may be selected below. See respective cushion order form for MSRP and part numbers.

_____ Additional CoolCore Cover
 QTY Reference Part: XRF000392

_____ Additional Stealth Tek Cover
 QTY Reference Part: XRF000394

_____ Additional Mesh Cover
 QTY Reference Part: XRF000393

11.8. Back Type Selection

REQUIRED. Match choice in this section with the options in the following back cushion configuration section.

TRU Balance 3 Back Assembly (Static Back)
 Part: XRF000194
 Select a back cushion configuration in the subsequent section.

Flip Forward Back..... \$184
 Part: XRF000220
 Available with Static Seat and Power Tilt (1 actuator). Only available with 2-post, flip back or pediatric armrests. Not available with 12"-14" width. Select a back cushion type in the subsequent section.

Back Cane Option
 Part: XRF000015
 Available only with TRU Balance 3 Static Seat and Power Tilt selections. Select back cane type, back cane height, and back cushion configuration.

11.9. Back Cane Selection (Back Cane Option Only)

REQUIRED when Back Cane Option is selected above. Select type and height of back canes.

1. Back Cane Type

Angle Adjustable No Charge
 Part: MEC140266

2" Endomorph (1" per side) Back Cane \$74
 Part: XRF000269

4" Endomorph (2" per side) Back Cane \$74
 Part: XRF000271

2. Back Cane Height

16"H Cane
 Part: FRMASMB15834

20"H Cane
 Part: FRMASMB15838

24"H Cane
 Part: FRMASMB15842

17"H Cane
 Part: FRMASMB15835

21"H Cane
 Part: FRMASMB15839

25"H Cane
 Part: FRMASMB15843

11.10. Back Cushion Configuration

REQUIRED. Sport Back selections up to 24" back width will be the Sport 4 back cushions. Sport back selections of 26" back width may include Sport back and Sport 4 back cushions. Select a configuration type and applicable dimensions. See the Sport, Q-Back, and TRU-Comfort back availability chart for stock order back size ranges. Other size backs may be available with special order and extended lead time.

1a. Sport Back/Omit/After-Market Interface

Sport Back No Charge
 Part: XRF000017
 Complete following width package and size.

After-market Back Interface \$535
 Part: ST-SSAPT4-Q. Select a set width in following section, range of 12"-21". Overall seat depth may need to be adjusted to accommodate certain backs. May interfere with gel/waterfall armpads and arm through. Does not include brackets to mount after-market backs.

Omit Back Pan/Cushion No Charge
 Part: PTOINDV1287
 Select a following width package.

1b. TRU-Comfort Back Selection

TRU-Comfort Back (Static/Flip Forward), 14" to 20" Width..... \$744
 Part: TC4V10W21W. HCPCS: E2620
 Complete following width package and size.

TRU-Comfort Back (Static/Flip Forward), 22" Width or Greater.... \$855
 Part: TC4V22W32W. HCPCS: E2621
 Complete following width package and size.

TRU-Comfort Back, Back Cane Option, 16" to 20" Width..... \$744
 Part: TC4V10W21WBC. HCPCS: E2620
 Complete following width package and size.

TRU-Comfort Back, Back Cane Option, 22" Width or Greater.. \$855
 Part: TC4V22W32WBC. HCPCS: E2621
 Complete following width package and size.

1c. ADI Back, AL Series, 4-Point, Active Contour

Available with Back Cane Option only. Select a back type and the specific overall back height in subsequent section. Previously selected back cane height must be equal to the greater of overall height range.

Active Contour, 16" Wide x 19" or 20" Overall Height \$622
 Part: ALBR16SA4. HCPCS: E2613

Active Contour, 18" Wide x 23" or 24" Overall Height \$622
 Part: ALBR18XA4. HCPCS: E2613

Active Contour, 16" Wide x 21" or 22" Overall Height \$622
 Part: ALBR16TA4. HCPCS: E2613

Active Contour, 20" Wide x 19" or 20" Overall Height \$622
 Part: ALBR20SA4. HCPCS: E2613

Active Contour, 16" Wide x 23" or 24" Overall Height \$622
 Part: ALBR16XA4. HCPCS: E2613

Active Contour, 20" Wide x 21" or 22" Overall Height \$622
 Part: ALBR20TA4. HCPCS: E2613

Active Contour, 18" Wide x 19" or 20" Overall Height \$622
 Part: ALBR18SA4. HCPCS: E2613

Active Contour, 20" Wide x 23" or 24" Overall Height \$622
 Part: ALBR20XA4. HCPCS: E2613

Active Contour, 18" Wide x 21" or 22" Overall Height \$622
 Part: ALBR18TA4. HCPCS: E2613

TRU Balance 3 seating section continued on following page.

11. TRU BALANCE 3 SEATING CONTINUED

1d. ADI Back, AL Series, 4-Point, Deep Contour

Available with Back Cane Option only. Select a back type and the specific overall back height in subsequent section. Previously selected back cane height must be equal to the greater of overall height range.

- | | |
|--|---|
| Deep Contour, 16" Wide x 19" or 20" Overall Height..... \$735
Part: ALBR16SD4. HCPCS: E2615 | Deep Contour, 18" Wide x 21" or 22" Overall Height..... \$735
Part: ALBR18TD4. HCPCS: E2615 |
| Deep Contour, 16" Wide x 21" or 22" Overall Height..... \$735
Part: ALBR16TD4. HCPCS: E2615 | Deep Contour, 20" Wide x 19" or 20" Overall Height \$735
Part: ALBR20SD4. HCPCS: E2615 |
| Deep Contour, 16" Wide x 23" or 24" Overall Height..... \$735
Part: ALBR16XD4. HCPCS: E2615 | Deep Contour, 20" Wide x 21" or 22" Overall Height..... \$735
Part: ALBR20TD4. HCPCS: E2615 |
| Deep Contour, 18" Wide x 19" or 20" Overall Height..... \$735
Part: ALBR18SD4. HCPCS: E2615 | Deep Contour, 20" Wide x 23" or 24" Overall Height \$735
Part: ALBR20XD4. HCPCS: E2615 |

1e. ADI Back, AL Series, 4-Point, Extra Deep Contour

Available with Back Cane Option only. Select a back type and the specific overall back height in subsequent section. Previously selected back cane height must be equal to the greater of overall height range.

- | | |
|--|---|
| Extra Deep Contour, 18" Wide x 19" or 20" Overall Height..... \$822
Part: ALBR18S64. HCPCS: E2615 | Extra Deep Contour, 18" Wide x 23" or 24" Overall Height..... \$ 822
Part: ALBR18X64. HCPCS: E2615 |
| Extra Deep Contour, 18" Wide x 21" or 22" Overall Height..... \$822
Part: ALBR18T64. HCPCS: E2615 | |

1f. Q-Back 2.0, AL Series, Active Contour

Not available with Back Cane Option. Select a back type and the specific overall back height in subsequent section.

- | | |
|---|--|
| Active Contour, 16"Wx19-20"H Tilt/22"-23" H Recline \$568
Part: QB2AL16AS. HCPCS: E2613 | Active Contour, 18"Wx23-24"H Tilt/26"-27" H Recline..... \$568
Part: QB2AL18AX. HCPCS: E2613 |
| Active Contour, 16"Wx21-22"H Tilt/24"-25" H Recline \$568
Part: QB2AL16AT. HCPCS: E2613 | Active Contour, 18"Wx25-26"H Tilt/28"-29" H Recline..... \$703
Part: QB2AL18AXX. HCPCS: E2613 |
| Active Contour, 16"Wx23-24"H Tilt/26"-27" H Recline \$568
Part: QB2AL16AX. HCPCS: E2613 | Active Contour, 20"Wx19-20"H Tilt/22"-23" H Recline..... \$568
Part: QB2AL20AS. HCPCS: E2613 |
| Active Contour, 16"Wx25-26"H Tilt/28"-29" H Recline \$703
Part: QB2AL16AXX. HCPCS: E2613 | Active Contour, 20"Wx21-22"H Tilt/24"-25" H Recline..... \$568
Part: QB2AL20AT. HCPCS: E2613 |
| Active Contour, 18"Wx19-20"H Tilt/22"-23" H Recline \$568
Part: QB2AL18AS. HCPCS: E2613 | Active Contour, 20"Wx23-24"H Tilt/26"-27" H Recline..... \$568
Part: QB2AL20AX. HCPCS: E2613 |
| Active Contour, 18"Wx21-22"H Tilt/24"-25" H Recline \$568
Part: QB2AL18AT. HCPCS: E2613 | Active Contour, 20"Wx25-26"H Tilt/28"-29" H Recline..... \$703
Part: QB2AL20AXX. HCPCS: E2613 |

1g. Q-Back 2.0, AL Series, Deep Contour

Not available with Back Cane Option. Select a back type and the specific overall back height in subsequent section.

- | | |
|---|---|
| Deep Contour, 16"Wx19-20"H Tilt/22"-23" H Recline \$643
Part: QB2AL16DS. HCPCS: E2620 | Deep Contour, 18"Wx23-24"H Tilt/26"-27" H Recline \$643
Part: QB2AL18DX. HCPCS: E2620 |
| Deep Contour, 16"Wx21-22"H Tilt/24"-25" H Recline \$643
Part: QB2AL16DT. HCPCS: E2620 | Deep Contour, 18"Wx25-26"H Tilt/28"-29" H Recline \$703
Part: QB2AL18DXX. HCPCS: E2620 |
| Deep Contour, 16"Wx23-24"H Tilt/26"-27" H Recline \$643
Part: QB2AL16DX. HCPCS: E2620 | Deep Contour, 20"Wx19-20"H Tilt/22"-23" H Recline \$643
Part: QB2AL20DS. HCPCS: E2620 |
| Deep Contour, 16"Wx25-26"H Tilt/28"-29" H Recline \$703
Part: QB2AL16DXX. HCPCS: E2620 | Deep Contour, 20"Wx21-22"H Tilt/24"-25" H Recline \$643
Part: QB2AL20DT. HCPCS: E2620 |
| Deep Contour, 18"Wx19-20"H Tilt/22"-23" H Recline \$643
Part: QB2AL18DS. HCPCS: E2620 | Deep Contour, 20"Wx23-24"H Tilt/26"-27" H Recline \$643
Part: QB2AL20DX. HCPCS: E2620 |
| Deep Contour, 18"Wx21-22"H Tilt/24"-25" H Recline \$643
Part: QB2AL18DT. HCPCS: E2620 | Deep Contour, 20"Wx25-26"H Tilt/28"-29" H Recline \$703
Part: QB2AL20DXX. HCPCS: E2620 |

1h. Q-Back 2.0, AL Series, Extra Deep Contour

Not available with Back Cane Option. Select a back type and the specific overall back height in subsequent section.

- | | |
|--|---|
| Extra Deep Contour, 16"Wx19-20"H Tilt/22"-23" H Recline..... \$703
Part: QB2AL16ES. HCPCS: E2620 | Extra Deep Contour, 18"Wx23-24"H Tilt/26"-27" H Recline \$703
Part: QB2AL18EX. HCPCS: E2620 |
| Extra Deep Contour, 16"Wx21-22"H Tilt/24"-25" H Recline..... \$703
Part: QB2AL16ET. HCPCS: E2620 | Extra Deep Contour, 18"Wx25-26"H Tilt/28"-29" H Recline \$703
Part: QB2AL18EXX. HCPCS: E2620 |
| Extra Deep Contour, 16"Wx23-24"H Tilt/26"-27" H Recline..... \$703
Part: QB2AL16EX. HCPCS: E2620 | Extra Deep Contour, 20"Wx19-20"H Tilt/22"-23" H Recline \$703
Part: QB2AL20ES. HCPCS: E2620 |
| Extra Deep Contour, 16"Wx25-26"H Tilt/28"-29" H Recline..... \$703
Part: QB2AL16EXX. HCPCS: E2620 | Extra Deep Contour, 20"Wx21-22"H Tilt/24"-25" H Recline \$703
Part: QB2AL20ET. HCPCS: E2620 |
| Extra Deep Contour, 18"Wx19-20"H Tilt/22"-23" H Recline \$703
Part: QB2AL18ES. HCPCS: E2620 | Extra Deep Contour, 20"Wx23-24"H Tilt/26"-27" H Recline \$703
Part: QB2AL20EX. HCPCS: E2620 |
| Extra Deep Contour, 18"Wx21-22"H Tilt/24"-25" H Recline..... \$703
Part: QB2AL18ET. HCPCS: E2620 | Extra Deep Contour, 20"Wx25-26"H Tilt/28"-29" H Recline \$703
Part: QB2AL20EXX. HCPCS: E2620 |

TRU Balance 3 seating section continued on following page.

11. TRU BALANCE 3 SEATING CONTINUED

1i. Q-Back 2.0, AFT Series, Active Contour

Not available with Back Cane Option. Select a back type and the specific overall back height in subsequent section.

- AFT, Active, 16"Wx19-20"H Tilt/22"-23" H Recline \$568 AFT, Active, 18"Wx19-20"H Tilt/22"-23" H Recline \$568
 Part: QB2AFT16AS. HCPCS: E2613 Part: QB2AFT18AS. HCPCS: E2613

1j. Q-Back 2.0, AFT Series, Deep Contour

Not available with Back Cane Option. Select a back type and the specific overall back height in subsequent section.

- AFT, Deep Contour, 16"Wx19-20"H Tilt/22"-23" H Recline..... \$643 AFT, Deep Contour, 18"Wx21-22"H Tilt/24"-25" H Recline..... \$643
 Part: QB2AFT16DS. HCPCS: E2620 Part: QB2AFT18DT. HCPCS: E2620
- AFT, Deep Contour, 16"Wx21-22"H Tilt/24"-25" H Recline \$643 AFT, Deep Contour, 20"Wx21-22"H Tilt/24"-25" H Recline \$643
 Part: QB2AFT16DT. HCPCS: E2620 Part: QB2AFT20DT. HCPCS: E2620
- AFT, Deep Contour, 18"Wx19-20"H Tilt/22"-23" H Recline \$643
 Part: QB2AFT18DS. HCPCS: E2620

1k. Q-Back 2.0, AFT Series, Extra Deep Contour

Not available with Back Cane Option. Select a back type and the specific overall back height in subsequent section.

- AFT, Extra Deep Contour, 16"Wx25-26"H Tilt/28"-29" H Recline.....\$703
 Part: QB2AFT16EXX. HCPCS: E2620

11.11. TRU Balance 3 Back Shroud

REQUIRED. The back shroud is a feature of the TRU Balance 3 seating system and is available in matching shroud colors. The back shroud is not available when Omit Back Pan/Cushion is selected. Reference colors shown on page 2.

- | | | | | |
|----------------------------------|------------------------------------|-------------------------------------|----------------------------------|-----------------------------------|
| Red Corvette
Part: XRF000019 | Grey Street
Part: XRF000023 | Pretty in Pink
Part: XRF000027 | Electric Blue
Part: XRF000030 | Green Machine
Part: XRF000033 |
| Back in Black
Part: XRF000021 | Deep Purple
Part: XRF000025 | Evolution Orange
Part: XRF000028 | Blue Jean
Part: XRF000031 | Military Green
Part: XRF000034 |
| Night Train
Part: XRF000022 | Raspberry Beret
Part: XRF000026 | Midnight Blue
Part: XRF000029 | Lemon Crush
Part: XRF000032 | |

11.12. Lateral Positioning Wedge

Optional.

- Lateral Positioning Wedge, pair \$16 ea.
 Part: SET123465 x2
- Available with Sport and TRU-Comfort backs. Not available on power tilt backs 16"-17"H with limited adjustability on 18" H. Not available on power recline back 19"-20"H with limited adjustability on 21"H.

11.13. Back Width Package

REQUIRED except when Omit Back Pan/Cushion is selected. Available with +/-4" of seat width.

- | | | |
|--|--------------------------------------|--------------------------------------|
| Match Seat Width Selections
Part: PTOINDV3468 | 16"W-20"W Package
Part: XRF000038 | 20"W-24"W Package
Part: XRF000040 |
|--|--------------------------------------|--------------------------------------|

11.14. Back Width

REQUIRED except when Omit Back Pan/Cushion is selected. Available with +/-4" of seat width.

- | | | | |
|-------------------------------------|-------------------------------------|-------------------------------------|-------------------------------------|
| 16" Back Width
Part: PTOINDV3564 | 18" Back Width
Part: PTOINDV3566 | 20" Back Width
Part: PTOINDV3568 | 22" Back Width
Part: PTOINDV3570 |
| 17" Back Width
Part: PTOINDV3565 | 19" Back Width
Part: PTOINDV3567 | 21" Back Width
Part: PTOINDV3569 | 24" Back Width
Part: PTOINDV3571 |

	Tilt or Static Width								Recline Width							
	16"	17"	18"	19"	20"	21"	22"	24"	16"	17"	18"	19"	20"	21"	22"	24"
S Sport Back	S	T	S	T	S	T	S	T	-	-	-	-	-	-	-	-
ST Sport or TRU-Comfort Back	S	T	S	T	S	T	S	T	-	-	-	-	-	-	-	-
SQT Sport, Q-Back, or TRU-Comfort Back	S	T	S	T	S	T	S	T	-	-	-	-	-	-	-	-
Overall Height	16"	SQT	S	T	SQT	S	T	S	T	S	T	S	T	S	T	S
	17"	SQT	S	T	SQT	S	T	S	T	S	T	S	T	S	T	S
	18"	SQT	S	T	SQT	S	T	S	T	S	T	S	T	S	T	S
	19"	SQT	S	T	SQT	S	T	S	T	S	T	S	T	S	T	S
	20"	SQT	S	T	SQT	S	T	S	T	S	T	S	T	S	T	S
	21"	SQT	S	T	SQT	S	T	S	T	S	T	S	T	S	T	S
	22"	SQT	S	T	SQT	S	T	S	T	S	T	S	T	S	T	S
	23"	SQT	S	T	SQT	S	T	S	T	S	T	S	T	S	T	S
	24"	SQT	S	T	SQT	S	T	S	T	S	T	S	T	S	T	S
	25"	SQT	S	T	SQT	S	T	S	T	S	T	S	T	S	T	S
	26"	-	-	-	-	-	-	-	-	SQT	S	T	SQT	S	T	S
27"	-	-	-	-	-	-	-	-	SQT	S	T	SQT	S	T	S	
28"	-	-	-	-	-	-	-	-	SQT	S	T	SQT	S	T	S	

Sport, Q-Back, and TRU-Comfort Back Availability Chart

TRU Balance 3 seating section continued on following page.

11. TRU BALANCE 3 SEATING CONTINUED

11.15. Overall Back Height

Static Seat and Power Tilt available height range: 16"-25"H. Odd heights include 4" gap and even heights include 3" gap between seat pan and bottom of back cushion. Power Recline available height range: 19"-28"H. Odd heights include 6" gap and even heights include 7" gap.

16" Overall Height Part: SETHGHT1029	19" Overall Height Part: SETHGHT1032	22" Overall Height Part: SETHGHT1035	25" Overall Height Part: SETHGHT1038	28" Overall Height Part: SETHGHT1041
17" Overall Height Part: SETHGHT1030	20" Overall Height Part: SETHGHT1033	23" Overall Height Part: SETHGHT1036	26" Overall Height Part: SETHGHT1039	
18" Overall Height Part: SETHGHT1031	21" Overall Height Part: SETHGHT1034	24" Overall Height Part: SETHGHT1037	27" Overall Height Part: SETHGHT1040	

11.16. Power Tilt Privacy Flap

Optional. A privacy flap is standard with power recline systems. This selection is to add a flap for power tilt only systems.

Privacy Flap \$48
Part: XRF000351

12. TRU BALANCE 3 ARMRESTS

REQUIRED. Select the desired type of armrest below. Please read notes to ensure seating compatibility. Be sure to also select an armrest size and armpad type.

12.1a. Flip-Back, 8"-16" H Armrests

Choose a left and right armrest and set height in the following section. Flip-back armrests include an armrest downpost with this HD power base. Not available with waterfall armpads. Not available with Back Cane Option.

Flip-Back, 22"-26"Widths, 8"-16"H Armrests Standard
Left part: ARM2004694. Right part: ARM2004693

Flip-Back, 26"-32"Widths, 8"-16"H Armrests Standard
Left part: ARM2004696. Right part: ARM2004695

12.1b. Height Adjustable, Removable, Heavy Duty Armrests

Select a type of HD removable armrests and the set height in the following section. Only one height package is selectable as a normal configuration. Payer coding, coverage, and bundling guidelines may apply.

8"-12"H, Single Post, Height Adjustable, Removable, \$158
Heavy Duty (Sold in pairs)
Part: XRF000055. HCPCS w/ Static Seat: E0973

10"-14"H, Single Post, Height Adjustable, Removable, \$158
Heavy Duty (Sold in pairs)
Part: XRF000056. HCPCS w/ Static Seat: E0973

12.2. Armrest Height

Set left and right armrest height. Note the available height range in the option description.

1. Left Armrest Height

8" H PTOINDV3535	10" H PTOINDV3537	12" H PTOINDV3539	14" H PTOINDV3541	16" H PTOINDV3543
9" H PTOINDV3536	11" H PTOINDV3538	13" H PTOINDV3540	15" H PTOINDV3542	

2. Right Armrest Height

8" H PTOINDV3450	10" H PTOINDV3452	12" H PTOINDV3454	14" H PTOINDV3456	16" H PTOINDV3458
9" H PTOINDV3451	11" H PTOINDV3453	13" H PTOINDV3455	15" H PTOINDV3457	

12.3. Armrest Size

REQUIRED with armrest selection above. Select a left (L) and right (R) armrest size. This also affects armpad selection.

10" Length
L part: XRF000057. R part: XRF000123

14" Length
L part: XRF000058. R part: XRF000124

17" Length
L part: XRF000059. R part: XRF000125
Only available with Flip-Back Armrests and straight arm pads.

13. TRU BALANCE 3 ARMPADS

REQUIRED. Select to omit an armpad selection or select a left and right armpad type. Please note that waterfall and gel armpads may cause interference with the seat back.

13.1a. Omit Armpad

Select one below if aftermarket armpads or handpads are required. See [Positioning Components Order Form](#).

No Armpad Selection No Charge
Part: XRF000060
Not available with Flip-back, 8"-16" H armrests.

13.1b. Foam Armpads

Straight, Armpad Standard
Left part: XRF000061. Right part: XRF000126

Waterfall, Armpad No Charge
Left part: XRF000062. Right part: XRF000127
Not available with Flip-back, 8"-16" armrests.

TRU Balance 3 armpads section continued on following page.

13. TRU BALANCE 3 ARMPADS CONTINUED

13.1c. Gel Armpads

Sold only in pairs. Armpads are 3" wide. Manufacturer part number for full length is 314G and desk length is 310G.

a. Falcon Gel Armpads for Flip-Back Armrests

- Falcon Gel, Full Length Left and Right\$195
Part: ARM1806807
- Falcon Gel, Desk Length Left, Full Length Right.....\$171
Part: ARM1806810
- Falcon Gel, Full Length Left, Desk Length Right.....\$171
Part: ARM1806813
- Falcon Gel, Desk Length Left and Right\$147
Part: ARM1806806

b. Falcon Gel Armpads for Tube Style Armrests

- Falcon Gel, Full Length Left and Right\$311.22
Part: ARM136438
- Falcon Gel, Desk Length Left, Full Length Right.....\$287.93
Part: ARM136439
- Falcon Gel, Full Length Left, Desk Length Right.....\$287.93
Part: ARM136442
- Falcon Gel, Desk Length Left and Right \$265.02
Part: ARM136437

14. TRU BALANCE 3 JOYSTICK BRACKETS

REQUIRED.

- Standard Fixed Receiver Standard
Part: XRF000063
- Stealth Height Adjustable Receiver..... \$236
Part: XRF000064. HCPCS: K0108

15. TRU BALANCE 3 HEADRESTS

Optional. Select a headrest pad and bracket.

15.1. Headrests, Comfort Plus with Cool Core

1. Headrest Pads

- Stealth 8" Comfort Plus, Cool Core (CP08CCFPM)\$179
Part: ST-CP08CCFPM-Q. HCPCS: E0955
- Stealth 14" Comfort Plus, Cool Core (CP14CCFPM)\$179
Part: ST-CP14CCFPM-Q. HCPCS: E0955
- Stealth 10" Comfort Plus, Cool Core (CP10CCFPM).....\$179
Part: ST-CP10CCFPM-Q. HCPCS: E0955
- Stealth 6", Comfort Plus, Cool Core (CP06CCFPM).....\$179
Part: ST-CP06CCFPM-Q. HCPCS: E0955

2. Headrest Brackets

- Comfort Plus Headrest Mounting Bracket, UniLink.....\$311
Part: ST-UHB2D33200-Q. HCPCS: E1033
- Multi-Axis Removable Headrest Bracket.....\$174
Part: ST-HMO475-17M-Q. HCPCS: E1033

15.2. Q Cam Lock

Optional.

- Q Cam Lock..... \$50
Part: XRF000376

Q Cam Lock Availability (Overall height)	TRU-Comfort/Sport		Q-Back 2	
	Standard	\$50	Standard	\$50
Tilt/Static/Back Canes	14"-21"H	22"-29"H	19"-24"H	25"-26"H
Power Recline Back	19"-21"H	22"-32"H	22"-25"H	26"-29"H

16. LAP BELTS

REQUIRED. Select a lap belt below.

16.1a. Standard Lap Belts

- 50" Lap Belt
Part: ACCBELT1000
- 60" Lap Belt
Part: ACCBELT1002
- 70" Lap Belt
Part: ACCBELT1003
- 80" Lap Belt
Part: ACCBELT1004
- 90" Lap Belt
Part: ACCBELT1001

16.1b. Optional Lap Belts

- Stealth Retractable Lap Belt (IFRB5350).....\$181
Part: ST-IFRB5350
- Stealth Positioning 60" Single Pull, Push Button, Medium..... \$50
(7.5") Padded, 1.5" Belt (IFPB5213)
Part: ST-IFPB5213-Q
- Stealth Positioning 60" Single Pull, Push Button, Large \$50
Padded (9.5"), 2" Belt (IFPB5314)
Part: ST-IFPB5314-Q
- Stealth Positioning 60" Single Pull, Push Button, Extra Large.... \$50
Padded (11.5"), 2" Belt (IFPB5315)
Part: ST-IFPB5315-Q
- 60" Sure-Lok Lap Belt (Non-retractable)..... \$120
Required with ISO 7176-19 Compliant Transit Option.
Part: ACCBELT1016

17. LEGRESTS

Optional. All efforts will be made to accommodate legrest length selection, but minor changes may need to be made to meet shipping guidelines. Some adjustments may be needed upon receipt of the unit. Reference the section's compatibility matrix for legrest interference.

17.1a. Basic Center Mount Foot Platform

Select legrest length in following section.

1. Basic Center Mount Foot Platform Type

- Basic Center Mount..... No Charge
Part: XRF000323

Short	Medium	Long
8"-10"	10"-14"	14"-19"
Basic Center Mount Extension Range		

2. Basic Center Mount Foot Platform Extension and Angle Adjustable Footplates

See legrest length matrix for compatibility.

- Short Extension, 5"x9" Footplates
Part: MEC1906675
- Medium Lower Extension, 6.25"W Tapered 5"W x 12"D
Part: MEC2104853
- Medium Extension, 5"x9" Footplates
Part: MEC1906680
- Long Lower Extension, 6.25"W Tapered 5"W x 12"D
Part: MEC2104854
- Long Extension, 5"x9" Footplates
Part: MEC1906677

Legrests section continued on following page.

17. LEGRESTS CONTINUED

3. Basic Center Mount Calf Pads

Calf pads are standard with a power articulating foot platform.

- Small Calf Pads, Basic Center Mount..... \$158 Large Calf Pads, Basic Center Mount \$158
Part: RIG2104369 *Part: RIG2202997*
Only available with Long Length Extension.

4. Basic Center Mount Additional Accessories

- Basic Center Mount Footplate Connector \$16
Part: RIG2104240

17.1b. Center Mount Foot Platform

If power articulating foot platform is selected, be sure power legrest control has been selected in previous section. Select legrest length in following section.

1. Center Mount Foot Platform Type

- Power Articulating Foot Platform \$3,145 Manually Adjustable Center Mount Foot Platform..... \$263
Part: PTOINDV3754. HCPCS: E1012+K0040 *Part: XRF000155. HCPCS: K0040*

2. Lower Extension and Angle Adjustable Footplates

- Medium Extension, 7"x8" Footplates Long Extension, 7"x8" Footplates
Part: RIG2404027 *Part: RIG2404028*
- Medium Extension, 7"x11" Footplates Long Extension, 7"x11" Footplates
Part: RIG2404029 *Part: RIG2404030*

Medium	Long
11"-17"	14"-20"
Power AFP Extension Range	

Medium	Long
10"-16"	13.5"-19.5"
Manually Adjustable Extension Range	

3a. Center Mount Calf Support

*Calf pads are standard with a power articulating foot platform. Select calf pads covers for additional charge. Calf pad and panel covers include 1/2" of soft visco foam.

- Small Calf Pads, AFP Only, 6"Wx6"H (pair) Standard Large Calf Pads, AFP Only, 8" taper to 6"Wx8"H (pair) Standard
Part: RIGASMB7120018 *Part: RIGASMB7120019*
- Small Calf Pads, Manually Adjustable Center Mount Only, \$158 Large Calf Pads, Manually Adjustable Center Mount Only, \$158
 6"Wx6"H (pair) 8" taper to 6"Wx8"H (pair)
Part: XRF000156 *Part: XRF000157*

3b. Center Mount Calf Panel

Calf pads are standard with a power articulating foot platform.

- Small Calf Panel, 18"Wx8"H..... \$184 Large Calf Panel, 24"Wx8"H \$237
Part: FRMASMB7110012 *Part: RIG123825*
Only available on widths of 20" or greater.

4. Modular Footplate Extension Components

Optional. Assembly required. May require seating configuration adjustments to avoid front caster interference.

- 2" Bell-Shaped Length Extension \$69 Outside Edge \$69
Part: RIG152519 *Part: RIG2404922*
Only available with the 5x6 footplates. *Available with 7" width footplates.*
- Width Extension for 8" \$69 Front and Rear Cap \$16
Part: RIG2404919 *Part: RIG2404923*
Available with 5"x8" footplates. *Available with 5"x8" footplates.*
- Width Extension for 11" \$69
- Outside Edge \$69
Part: RIG2404921

5. Additional Accessories

- Small Foam Calf Pad Cover (pair) \$67 Large Foam Panel Cover (pair) \$282
Part: ST-CSCS0775-Q *Part: ST-CSCP0927-Q*
- Large Foam Calf Pad Cover (pair) \$83 Footplate Connector \$16
Part: ST-CSCS0985-Q *Part: RIGASMB7120023*
- Small Foam Panel Cover (pair) \$176

6. Stealth Gel Footplate Covers

- 5"x8" Tapered Gel Footplate Covers \$222 5"x8" Tapered Gel Footplate Covers for Width Extension \$247
Part: ST-FPG5008T-Q. HCPCS: K0108 *Part: ST-AFPG5008E-Q. HCPCS: K0108*
- 7"x11" Tapered Gel Footplate Covers \$270 7"x11" Tapered Gel Footplate Cover for Width Extension \$293
Part: ST-AFPG7008T-Q. HCPCS: K0108 *Part: ST-AFPG7011T-Q. HCPCS: K0108*

17.1c. Heavy Duty, Drop-In, Swing-Away Legrests

Select a configuration, a legrest, extension, and type of footplate. Pair (P), left (L), and right (R) configurations are selected by checking the appropriate boxes.

1. Drop-In Legrest Selection

- | | | | | | | | | | |
|---|--------------------------|--------------------------|--|---|--|--------------------------|--------------------------|--------------------------|--|
| <table style="width: 100%; border-collapse: collapse;"> <tr> <td style="text-align: center; width: 33px;"><input type="checkbox"/></td> <td style="text-align: center; width: 33px;"><input type="checkbox"/></td> <td style="text-align: center; width: 33px;"><input type="checkbox"/></td> <td style="padding-left: 10px;">70° HD Drop-in for 8.5"-12" Lower Extension No Charge
 <i>Pair part: FRMASMB4762. Left: RIG137706. Right: RIG137707</i></td> </tr> </table> | <input type="checkbox"/> | <input type="checkbox"/> | <input type="checkbox"/> | 70° HD Drop-in for 8.5"-12" Lower Extension No Charge
<i>Pair part: FRMASMB4762. Left: RIG137706. Right: RIG137707</i> | <table style="width: 100%; border-collapse: collapse;"> <tr> <td style="text-align: center; width: 33px;"><input type="checkbox"/></td> <td style="text-align: center; width: 33px;"><input type="checkbox"/></td> <td style="text-align: center; width: 33px;"><input type="checkbox"/></td> <td style="padding-left: 10px;">70° HD Drop-in 13"-18" or 16"-21" Lower No Charge
 Extension
 <i>Pair part: FRMASMB4853. Left: RIG137708. Right: RIG137709</i></td> </tr> </table> | <input type="checkbox"/> | <input type="checkbox"/> | <input type="checkbox"/> | 70° HD Drop-in 13"-18" or 16"-21" Lower No Charge
Extension
<i>Pair part: FRMASMB4853. Left: RIG137708. Right: RIG137709</i> |
| <input type="checkbox"/> | <input type="checkbox"/> | <input type="checkbox"/> | 70° HD Drop-in for 8.5"-12" Lower Extension No Charge
<i>Pair part: FRMASMB4762. Left: RIG137706. Right: RIG137707</i> | | | | | | |
| <input type="checkbox"/> | <input type="checkbox"/> | <input type="checkbox"/> | 70° HD Drop-in 13"-18" or 16"-21" Lower No Charge
Extension
<i>Pair part: FRMASMB4853. Left: RIG137708. Right: RIG137709</i> | | | | | | |

Legrests section continued on following pages.

17. LEGRESTS CONTINUED

2. Lower Extension

P L R **8.5"-12" HD Drop-Ins/12.5"-16.5" ELR, Ext Length**
 Pair part: XRF000101. Left: XRF000102. Right: XRF000103.

P L R **16"-21" HD Drop-Ins/18.5"-22.5" ELR, Ext Length**
 Pair part: FRMASMB4754. L: FRMASMB4725. R: FRMASMB5393

P L R **13"-18" HD Drop-Ins/15.5"-19.5" ELR, Ext Length**
 Pair part: XRF000104. Left: XRF000105. Right: XRF000106

3. Angle Adjustable Footplate(s) with Heel Loops

P L R **6"Wx8"D¹** \$90 ea.
 Pair part: FRMASMB4738. Left: RIG137793. Right: RIG137795.
 HCPCS: K0040+E0951

P L R **8"Wx11"D²** \$90 ea.
 Pair part: FRMASMB4744. Left: RIG137798. Right: RIG137799.
 HCPCS: K0040+E0951
 May cause interference on seat widths less than 20".

P L R **6"Wx11"D¹** \$90 ea.
 Pair part: FRMASMB4741. Left: RIG137796. Right: RIG137797.
 HCPCS: K0040+E0951
 May cause interference on seat widths less than 18".

17.1d. Heavy Duty, Elevating Legrests

Select a configuration, a legrest, extension, and type of footplate. Pair (P), left (L), and right (R) configurations are selected by checking the appropriate boxes.

1. Heavy Duty, Elevating Legrest Selection

P L R **Heavy Duty, Elevating Legrest(s) with Calf Pad(s)** \$171 ea.
 Pair part: FRMASMB6702. Left: FRMASMB8444. Right: FRMASMB8445. HCPCS: E0990

2. Lower Extension

P L R **11"-14" Length**
 Part: FRMASMB4755. Left: RIG138026. Right: RIG138030
 For reinforced footplates only.

P L R **14"-17" Length**
 Part: FRMASMB4756. Left: RIG138033. Right: RIG138035
 For reinforced footplates only.

P L R **8.5"-12" HD Drop-Ins/12.5"-16.5" ELR, Ext Length**
 Pair part: XRF000101. Left: XRF000102. Right: XRF000103.
 For angle adjustable footplates only.

P L R **13"-18" HD Drop-Ins/15.5"-19.5" ELR, Ext Length**
 Pair part: XRF000104. Left: XRF000105. Right: XRF000106
 For angle adjustable footplates only.

3. Reinforced Footplates(s)

P L R **7.25"Wx6"D Extruded Footplate** Standard
 Part pair: FRMASMB4748. Left: RIG138055.
 Right: RIG138056

P L R **8.5"Wx6"D Extruded Footplate** Standard
 Part pair: FRMASMB4747. Left: RIG138060.
 Right: RIG138062

4. Angle Adjustable Footplates(s) with Heel Loops

P L R **6"Wx8"D** \$90 ea.
 Pair part: FRMASMB4738. Left: RIG137793. Right: RIG137795.
 HCPCS: K0040+E0951

P L R **8"Wx11"D** \$90 ea.
 Pair part: FRMASMB4744. Left: RIG137798. Right: RIG137799.
 HCPCS: K0040+E0951
 May cause interference with seat widths less than 20"

P L R **6"Wx11"D** \$90 ea.
 Pair part: FRMASMB4741. Left: RIG137796. Right: RIG137797.
 HCPCS: K0040+E0951

17.2. Set Legrest Extension Length

REQUIRED with center mounts and matching left and right rigging configurations. Part number is PTOINDV plus number following # below.

1a. Centermount Extension Length

8.5" L (#3681)	9.5" L (#3683)	10.5" L (#3685)	11.5" L (#3687)	12.5" L (#3689)	13.5" L (#3691)	14.5" L (#3693)	15.5" L (#3695)	16.5" L (#3697)	17.5" L (#3699)	18.5" L (#3701)
9" L (#3682)	10" L (#3684)	11" L (#3686)	12" L (#3688)	13" L (#3690)	14" L (#3692)	15" L (#3694)	16" L (#3696)	17" L (#3698)	18" L (#3700)	19" L (#3702)

1b. Front Rigging Extension Length

Non-matching or individual legrest configurations lengths are not set by the manufacturer. See previous section for center mount extension lengths.

8.5" L (#3473)	9.5" L (#3475)	10.5" L (#3477)	11.5" L (#3479)	12.5" L (#3481)	13.5" L (#3483)	14.5" L (#3485)	15.5" L (#3487)	16.5" L (#3489)	17.5" L (#3491)	18.5" L (#3493)	19.5" L (#3495)
9" L (#3474)	10" L (#3476)	11" L (#3478)	12" L (#3480)	13" L (#3482)	14" L (#3484)	15" L (#3486)	16" L (#3488)	17" L (#3490)	18" L (#3492)	19" L (#3494)	

18. TRU BALANCE 3 POWER POSITIONING ELECTRONICS

REQUIRED with power seating or legrest options.

18.1a. Actuator Control through Joystick

1. Actuator Control Selection

Single Actuator Through Controller and\$2,163
Interface
Part: XRF000335. HCPCS: E2310

Multiple Actuator Through Controller and \$3,040
Interface
Part: XRF000336. HCPCS: E2311

Single Actuator Through Controller..... \$3,040
Interface (AAM)
Part: XRF000068. HCPCS: E2310

Optional Switch Control

Not available with AM1 electronics. Switch will be mounted to same side of joystick.

4-Function Push Button
Part: CTL123218

4-Way Toggle
Part: ELEASMB5925

4-Way Button Toggle
Part: ELEASMB5926

See section 19.2 for switch mounting.

3. User Controls Side Selection

Required with 4-Way Toggle and 4-Way Button Toggle.

Mount User Controls on Left
Part: PTOINDV3996

Mount User Controls on Right
Part: PTOINDV3997



18.1b. Actuator Control with iAccess Switch

Single Actuator Control Through Flat Button\$2,547
iAccess, Controller, and Interface
Part: XRF000337. HCPCS: E2310

Single Actuator Control Through Toggle Button \$3,460
iAccess and Controller and Interface (AAM)
Part: XRF000074. HCPCS: E2310

Single Actuator Control Through Toggle Button\$2,547
iAccess, Controller, and Interface
Part: XRF000338. HCPCS: E2310

Multiple Actuator Control Through Flat Button\$3,460
iAccess, Controller, and Interface
Part: XRF000339. HCPCS: E2311

Single Actuator Control Through Flat Button\$3,460
iAccess and Controller and Interface (AAM)
Part: XRF000070. HCPCS: E2310

Multiple Actuator Control Through Toggle Button.....\$3,460
iAccess, Controller, and Interface
Part: XRF000340. HCPCS: E2311

18.2. 4-Function Push Button/iAccess Mount

REQUIRED with 4-Function Push Button or iAccess options. Under arm mount is not available with TRU Balance 3 HD armrests.

Joystick Mount No Charge
Part: MEC1907500

Attendant Mount \$26
Part: MEC1906564

Under Arm Mount, Flip-Back Armrest..... No Charge
Part: MEC1906531

Under Arm Mount, Flip-Back Armrest, plus iAccess Guard \$26
Part: MEC2001400

Under Arm Mount, Tube Style Armrest No Charge
Part: MEC1906530

Under Arm Mount, Tube Style Armrest, plus iAccess Guard \$26
Part: MEC2001401

1. Under Arm Mount Side Selection

Left Side Under Arm Mount
Part: PTOINDV3678

Right Side Under Arm Mount
Part: PTOINDV3679

19. TRU BALANCE 3 ATTENDANT CONTROL

Optional. *Attendant control will be at no charge when ordered with Tilt and Recline, alternative drive controls, and a Q-Logic Display or SCIM module. Mounting bracket is included.

Attendant Control \$525
Part: XRF000078. HCPCS: E2331
Select this option if no charge option criteria is not met.

Attendant Control with Tilt, Recline, Alternative No Charge
Controls and Q-Logic Display or SCIM Module
Part: XRF000079

20. SEAT MOUNTED LED LIGHTS

Optional. Requires Q-Logic 3 Joystick for Full Light Package or Q-Logic 3e Joystick.

Seat Mounted, LED, Full Light Package \$1,045
Part: XRF000130

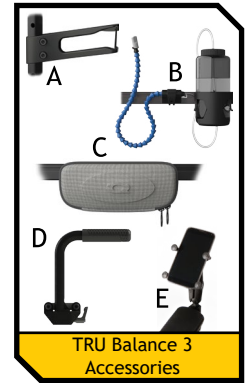
Not available with Base Mounted, LED, Full Light Package.

21. ACCESSORIES

Optional. Multiple accessories can be mounted along the various tracks but some interference may occur.

- TRU Balance 3 Cane/Crutch Holder \$105
Part: ACC152515. HCPCS: E2207
- Quantum Backpack \$168
Part: ACC1905853
- Grip Lap Board (20005)..... \$38.95
Part: ACC152992
- Grip Drink Holder (20085) \$15.50
Part: ACC152993
- TRU Balance 3 Hydration System (B) \$237
Part: ACC125010
- TRU Balance 3 Transfer Handle (D) \$105 ea.
Part: MEC2205680 x2. HCPCS: E0705
Not available with Heavy Duty armrests.
- TRU Balance 3 Cup Holder No Charge
Part: ACC125003
For use with TRU Balance 3 (track style) armrests.
- Cup Holder (Tube-style Armrest)..... No Charge
Part: ACCASMB2634
For use with tube-style armrests.
- TRU Balance 3 Personal Item Hook \$69
Part: ACC125008
Not available with back cane option.
- TRU Balance 3 Reflector Kit \$53
Part: ACC124670
- TRU Balance 3 Backpack Holder (Pair) (A) \$69
Part: ACC147774
Not available with back cane option.
- TRU Balance 3 Front Mounted \$69
Cell Phone/ Media Holder, X-Grip (E)
Part: ACC155835
Not available with Heavy Duty armrests.
- TRU Balance 3 Rear View Mirror..... \$69
Part: ACC155833
Not available with Heavy Duty armrests.
- TRU Balance 3 Oxygen Holder \$210
Part: ACC125006. HCPCS: E2208
Includes accessory bar, a credit will be applied PTOIN-DV3769.

- TRU Balance 3 Clothing Guard (Pair) \$237
Part: ACC125007
Not available with Heavy Duty armrests.
- TRU Balance 3 Glove Box (C) \$158
Part: ACC125011
- Stealth Large Tablet Holder \$625.28
Part: ACC141818
Not available with Heavy Duty armrests.
- Compact Vent Tray \$1,465
Part: ACC133889. HCPCS: E1029
- Push Handles (pair)..... \$195
Part: ACC2005027
Not available with vent tray.
- Accessory Bar \$132
Part: XRF000128
Horizontal rail attached to rear of seat. Standard with the Trilogy vent tray and oxygen holder. Not available with back cane option.
- Large, Black, Weather Cover \$202
Part: ACCCOVR1021
- Q-Logic EX/NE Programmer \$573
Part: ELEASMB6976
- Flip-Back Armrest, Side Track Accessory Bracket ... \$11
Part: MEC1809178
Only available with flip-back, 8"-16" H armrests. This adds a 47mm channel to the side of the armrest to allow mounting of accessories with t-nuts.
- Privacy Bag \$42
Part: ACC1907570
- Personal Item Pouch \$84
Part: ACC2005723
- Depth Adjustable Vent Tray \$595
Part: ACC2302500. HCPCS: E1029
Includes accessory bar, a credit will be applied PTOIN-DV3769.
- Remote Stop Switch \$1,295
Part: XRF000379



Aftermarket Accessory Mounting Bracket

Select a quantity up to 5.

Aftermarket Accessory Mounting Bracket, Slotted \$53 ea.
QTY Part: ACC2407046

Aftermarket Accessory Mounting Bracket, Non-slotted .. \$53 ea.
QTY Part: ACC2405496

22. BRANCH PATCHES

Optional.

- Air Force Patch\$21
Part: ACC140240
- Coast Guard Patch\$21
Part: ACC140239
- Navy Patch\$21
Part: ACC140244
- Army Patch\$21
Part: ACC140241
- Marines Patch.....\$21
Part: ACC140243
- Purple Heart Patch\$21
Part: ACC140238



23. POSITIONING COMPONENTS

Optional. More options are available on the [Positioning Components Order Form](#).

23.1. Stealth Thoracic Laterals

Swing-away laterals may interfere with TRU Balance 3 armrests and 2-post, flip up armrests.

- Swing-away, UniLink, Redesign Back, pair (ULS4042000-Q).... \$664
Part: ST-ULS4042000-Q. HCPCS: E1034
Only available with Redesigned back assemblies.
- Swing-away, UniLink, Q-Back 2, Left (ULPK404103L00) \$332
Part: ST-ULPK404103L00-Q. HCPCS: E1034
Only available with Active Contour Q-Backs.
- Swing-away, UniLink, 125° w/Track, pair (ULPK404108B00) ... \$664
Part: ST-ULPK404108B00-Q. HCPCS: E1034
Only available with Sport or TRU Comfort backs.
- Swing-away, UniLink, Q-Back 2, Right (ULPK404103R00) \$332
Part: ST-ULPK404103R00-Q. HCPCS: E1034
Only available with Active Contour Q-Backs.
- Swing-away, UniLink, Back Cane, pair (ULPK404104B00) \$664
Part: ST-ULPK404104B00-Q. HCPCS: E1034
Only available with back cane and omit back configurations.

Positioning components section continued on following page.

23. POSITIONING COMPONENTS CONTINUED

2. Pads

Curved Pads, 3"x5", pair (TWBL-3X5)..... \$250
 Part: INDPART2663. HCPCS: E0956

Curved Pads, 4"x6", pair (TWBL-4X6)..... \$250
 Part: INDPART2664. HCPCS: E0956

3. Installation

Install Laterals
 Part: PTOINDV3499

Do Not Install
 Part: PTOINDV3500

23.2. Stealth Unilink Pelvic/Thigh Guide

1. UniLink Pelvic/Thigh Hardware

^ Please verify the appropriate billing code depending upon the placement of the support pad.

UniLink, 5" Height Adjustable & Removable Hardware \$265 ea.
 Part: ST-UTTP5-Q. HCPCS: E1028/E1034^

UniLink, 7" Height Adjustable & Removable Hardware \$276 ea.
 Part: ST-UTTP7-Q. HCPCS: E1028/E1034^

Flip Down with LEFT Full Surface Contact \$281 ea.
 Feature (TWBADD-L & LPHW407)
 Part: POS140428. HCPCS: E1028/E1034^

Flip Down with RIGHT Full Surface Contact..... \$281 ea.
 Feature (TWBADD-R & LPHW407)
 Part: POS140429. HCPCS: E1028/E1034^

UniLink Multi-Angle Thigh Guide, Left \$358.87 ea.
 Part: ST-UTT8A116O2-L-Q. HCPCS: E1028/E1034^

UniLink Multi-Angle Thigh Guide, Right..... \$358.87 ea.
 Part: ST-UTT8A116O2-R-Q. HCPCS: E1028/E1034^

2. UniLink Pelvic/Thigh Pads

^Please verify the appropriate billing code to be used for this item with all third-party payors.

UniLink, 4" x 4" Pad \$106 ea.
 Part: ST-UTP544056100-Q. HCPCS: E0953/E0956

UniLink, 4" x 12" Pad \$106 ea.
 Part: ST-UTP54D056100-Q. HCPCS: E0953/E0956

UniLink, 4" x 8" Pad..... \$106 ea.
 Part: ST-UTP548056100-Q. HCPCS: E0953/E0956



3. UniLink Pelvic/Thigh Additional Links

UniLink, 1.5" Link\$81 ea.
 Part: ST-UIL001150A000-Q

UniLink, 2" Link.....\$81 ea.
 Part: ST-UIL001200A000-Q

4. UniLink Pelvic/Thigh Guide Installation

Install on Left
 Part: PTOINDV3585

Install on Right
 Part: PTOINDV3586

Do Not Install
 Part: PTOINDV3719

23.3. Stealth Positioning Chest Harness

Upper Classic, Medium (IFPS1103) \$154 ea.
 Part: ST-IFPS1103-Q. HCPCS: E0960

Upper Contour, Medium (IFPS2103)..... \$154 ea.
 Part: ST-IFPS2103-Q. HCPCS: E0960

Upper Classic, Large (IFPS1104) \$154 ea.
 Part: ST-IFPS1104-Q. HCPCS: E0960

Upper Contour, Large (IFPS2104) \$154 ea.
 Part: ST-IFPS2104-Q. HCPCS: E0960



23.4. Stealth Positioning Chest Straps

Chest Strap, Medium w/ Belt Anchor\$97 ea.
 (IFCS4113)
 Part: ST-IFCS4113-Q. HCPCS: E0960

Chest Strap, Large w/ Belt Anchor\$97 ea.
 (IFCS4114)
 Part: ST-IFCS4114-Q. HCPCS: E0960



23.5. Stealth Swing-Away Headrest Mounts

These swing-away headrest mounts are only available with the Stealth Comfort Series headrests.

1. Facial Lateral Hardware

UniLink Facial Lateral, Swing Away, Right..... \$318
 Part: ST-SAR2A-R-Q. HCPCS: E1028

UniLink Facial Lateral, Dual Swing Away\$492
 2 Upper & 1 Lower Left
 Part: ST-SAR4A-DBU-LL-Q. HCPCS: E1028

UniLink Facial Lateral, Swing Away, Left \$318
 Part: ST-SAR2A-L-Q. HCPCS: E1028

UniLink Facial Lateral, Dual Swing Away\$434
 2 Upper
 Part: ST-SAR4A-DBU-Q. HCPCS: E1028

UniLink Facial Lateral, Dual Swing Away\$492
 2 Upper & 1 Lower Right
 Part: ST-SAR4A-DBU-RL-Q. HCPCS: E1028




2. Facial Lateral Pads and Accessories

Egg Switch Mount (ESM) (A)\$57 ea.
 Part: INDPART2815

Swing-Away Joystick Mount, 18" Rod (C) \$276 ea.
 Part: ST-SUS18-Q
 Allows mounting of facial pads and attaches to the headrest

Facial Pad, 4".5x2", Cool Core (900M-Q)\$61 ea.
 Part: ST-900M-Q. HCPCS: K0108

Facial Pad, 6"x2", Cool Core (920M-Q).....\$61 ea.
 Part: ST-920M-Q. HCPCS: K0108



Positioning components section continued on following page.

23. POSITIONING COMPONENTS CONTINUED

23.6. Stealth Elbow Support


1. Elbow Support Bracket

Left, Swing-Away, Elbow Support \$199 ea.
Bracket Tube Style Arms (ARMS-ES-L)
Part: POS124064. HCPCS: E1028

Right, Swing-Away, Elbow Support \$199 ea.
Bracket Tube Style Arms (ARMS-ES-R)
Part: POS124066. HCPCS: E1028

Left, UniLink, Fixed, Elbow Support Bracket \$211
for Flip-Back, 8"-16"H Armrests (UETB4021FL-Q)
Part: ST-UETB4021FL-Q

Right, UniLink, Fixed, Elbow Support Bracket \$211
for Flip-Back, 8"-16"H Armrests (UETB4021FR-Q)
Part: ST-UETB4021FR-Q



Elbow Supports

2. Elbow Support Pad

3"Wx3"H Elbow Pad (ARMS-ES-3X3) \$57 ea.
Part: POS124065. HCPCS: K0108

4"Wx4"H Elbow Pad (ARMS-ES-4X4) \$57 ea.
Part: POS124067. HCPCS: K0108

23.7. Stealth Foot Boxes

Stealth Small Foot Boxes, 5"Wx8"Dx7"H \$539
(SPLE107) (pair)
Part: INDPART2786. HCPCS: E0954

Stealth Large Foot Boxes, 7"Wx12"Dx11"H \$539
(SPLE109) (pair)
Part: INDPART2788. HCPCS: E0954

Stealth Medium Foot Boxes, 6"Wx10"Dx9"H \$539
(SPLE108) (pair)
Part: INDPART2787. HCPCS: E0954

23.8. Stealth Positioning Shoe Holder

Small Shoe Holder, 3/4" Webbing (IFSH4211) \$87 ea.
Part: ST-IFSH4211-Q. HCPCS: E0951+E0952

Large Shoe Holder, 3/4" Webbing (IFSH4213) \$87 ea.
Part: ST-IFSH4213-Q. HCPCS: E0951+E0952

Medium Shoe Holder, 3/4" Webbing (IFSH4212) \$87 ea.
Part: ST-IFSH4212-Q. HCPCS: E0951+E0952

24. LAP TRAY

24.1. Quantum Lap Tray

Mounting bracket is required with lap tray selection. These trays are compatible with Flip-Back armrests.

1a. Black Lap Tray

Black Lap Tray, 11" W \$200
Part: MEC1905328-11B. HCPCS: E0950
For use with 12"-13" back width.

Black Lap Tray, 17" W \$200
Part: MEC1905328-17B. HCPCS: E0950
For use with 18"-19" back width.

Black Lap Tray, 13" W \$200
Part: MEC1905328-13B. HCPCS: E0950
For use with 14"-15" back width.

Black Lap Tray, 19" W \$200
Part: MEC1905328-19B. HCPCS: E0950
For use with 20"-22" back width.

Black Lap Tray, 15" W \$200
Part: MEC1905328-15B. HCPCS: E0950
For use with 16"-17" back width.

1b. Clear Lap Tray

Clear Lap Tray, 11" W \$200
Part: MEC1905328-11C. HCPCS: E0950
For use with 12"-13" back width.

Clear Lap Tray, 17" W \$200
Part: MEC1905328-17C. HCPCS: E0950
For use with 18"-19" back width.

Clear Lap Tray, 13" W \$200
Part: MEC1905328-13C. HCPCS: E0950
For use with 14"-15" back width.

Clear Lap Tray, 19" W \$200
Part: MEC1905328-19C. HCPCS: E0950
For use with 20"-22" back width.

Clear Lap Tray, 15" W \$200
Part: MEC1905328-15C. HCPCS: E0950
For use with 16"-17" back width.

2. Mounting Hardware

Mounting Bracket, Chest Bar/Lap Tray \$75
Part: MEC2104886

24.2. Simple Solutions Lap Tray

Mounting bracket is required with lap tray selection. See chart below for compatibility.

1. Lap Tray

Simple Solutions Small Tray with Cut Out \$309
Part: ST-SSLXS010001171-Q. HCPCS: E0950

Simple Solutions Large Tray with Cut Out \$309
Part: ST-SSLXL010001171-Q. HCPCS: E0950

Simple Solutions Medium Tray with Cut Out \$309
Part: ST-SSLXM010001171-Q. HCPCS: E0950

2. Mounting Hardware

Swing Away Mounting Hardware \$302
Part: ST-SSLXHD1000060-Q

Lap tray section continued on following page.

24. LAP TRAY CONTINUED

Simple Solutions Lap Tray Armrest Compatibility	Width											
	10	11	12	13	14	16	17	18	19	20	21	22
Flip-Back	S	S	S	S	S	S	SM	ML	ML	ML	L	L
Flip-Back, Cane Mounted	S	S	S	S	S	SM	SM	ML	ML	L	L	
Drop-In, T-Arm	S	S	S	S	S	SM	SM	ML	ML	L	L	
Two-Post, Flip-Back	S	S	S	S	S	SM	SM	ML	ML	L	L	
Cantilever	S	S	S	S	S	M	M	ML	ML	L	L	
Q-Captain, Flip-Up						SM		ML		L		
Single Post/ Heavy Duty/ Bariatric	S	S	S	S	S	SM	SM	S	ML	ML	L	L

S:ST-SSLXS010001171-Q M:ST-SSLXM010001171-Q L:ST-SSLXL010001171-Q

■:Compatible ■:Armrest configuration may not hold tray position

*Some armrests listed may not be available on this order form.

25. ALTERNATIVE CONTROLS AND ELECTRONICS

Optional. Select a type of specialty controls below. More options are available on the [Alternative Controls and Electronics order form](#).

25.1. Enhanced Display

Q-Logic 3 Enhanced Display Kit..... \$1,980
Part: CTL167726

Select a color option below. Includes enhanced display, flexible gooseneck and mounting bracket. Features: 3.5" LCD display; up to 5 profiles to control drive, seat, and auxiliary functions; Bluetooth connectivity for mobile devices and mouse emulation; integrated single switch scanner; IR controls.



Enhanced Display

Q-Logic 3 Enhanced Display Shroud

Required with Q-Logic 3 Enhanced Display selection above. Reference colors shown on page 2.

- | | | | |
|--|--|--|---|
| Black, Soft Touch Standard
Part: DGN137728 | Deep Purple \$63
Part: DGN137729-PPR5 | Electric Blue \$63
Part: DGN137729-PBU9 | Military Digital Camo \$63
Part: DGN137729-WCM7 |
| Red Corvette \$63
Part: DGN137729-PRD1 | Raspberry Beret \$63
Part: DGN137729-PPK4 | Blue Jean \$63
Part: DGN137729-PBU11 | Faded Glory \$63
Part: DGN137729-WFL2 |
| Back in Black \$63
Part: DGN137729-PBK1 | Pretty in Pink \$63
Part: DGN137729-PPK3 | Lemon Crush \$63
Part: DGN137729-PYL4 | |
| Night Train \$63
Part: DGN137729-PBK3 | Evolution Orange \$63
Part: DGN137729-POR7 | Green Machine \$63
Part: DGN137729-PGN11 | |
| Grey Street \$63
Part: DGN137729-PSL3 | Midnight Blue \$63
Part: DGN137729-PBU10 | Military Green \$63
Part: DGN137729-PGN8 | |

25.2. Q-Logic SCIM Module

Optional.

SCIM Module Kit for Q-Logic 3..... \$552
Part: CTL168055

Allows use of joystick display for specialty devices. Available with Q-Logic 3 Expandable Capacity Joystick selection above. Up to 5 profiles to control drive, seat, and auxiliary functions, excluding sip-n-puff and single switch functions. A switch is required to operate the input device attached to the SCIM module.



SCIM Module

25.3. Q-Logic 3 SAJ

Q-Logic 3 EX SAJ..... \$840
Part: CTL143980

Must be used in conjunction with Enhanced Display or Q-Logic 3 Joystick..



EX SAJ

25.4. Head Array

i-Drive 4.0 Bluetooth Tri-array Series, 3 Switch with Egg Switch \$4,774
Part: ST-IDHBT200-U-Q, HCPCS: E2330

Junior, Curved, i-Drive Tri-Array with Mounting Hardware \$4,774
Part: ST-IDHBT450-U-Q, HCPCS: E2330

i-Drive 4.0 Bluetooth Pro Series, 3 Switch with Egg Switch \$4,825
Part: ST-IDHBT300-U-Q, HCPCS: E2330

Adult, Curved, i-Drive Tri-Array with Mounting Hardware \$4,774
Part: ST-IDHBT400-U-Q, HCPCS: E2330



Adult Pro-Series


Alternative controls and electronics section continued on following page.

25. ALTERNATIVE CONTROLS AND ELECTRONICS CONTINUED

25.5. Sip and Puff Drive

1. Module

Sip and Puff Module for Q-Logic 3..... \$1,990
 Part: CTL168056. HCPCS: E2325
 Includes module and mounting hardware.



2. Straw and Mount

The straw and mount do not include electrical components to operate the Sip&Puff with a head array. This component requires the selection of a Q-Logic Sip&Puff module or additional module from Stealth Products for operation.

Stealth Sip and Puff for Comfort Series, \$318
 Left (SP625M-CL)
 Part: ST-SP625M-CL-Q. HCPCS: E2326
 Includes straw and mounting hardware. Use with Stealth Comfort Plus headrests.

Stealth Sip and Puff for Stealth i-Drive, \$318
 Head Array (SP625-U)
 Part: ST-SP625-U-Q. HCPCS: E2326
 Includes straw and mounting hardware. Use with Stealth i-Drive Head Arrays.

Stealth Sip and Puff for Comfort Series, \$318
 Right (SP625M-CR)
 Part: ST-SP625M-CR-Q. HCPCS: E2326
 Includes straw and mounting hardware. Use with Stealth Comfort Plus headrests.



3. Sip & Puff Accessories

Sip & Puff Straws, 12 pack (SP625-S12).....\$35
 Part: ST-SP625-S12-Q

25.6. Egg Switches

Red Egg Switch (ESRED)..... \$87
 Part: SWTMCRO1077

Green Egg Switch (ESGRN) \$87
 Part: SWTMCRO1078

Blue Egg Switch (ESBLU) \$87
 Part: SWTMCRO1079

Yellow Egg Switch (ESYEL) \$87
 Part: SWTMCRO1080

Black Egg Switch (ESBLK) \$87
 Part: SWTMCRO1081



25.7. Switch Adapter

2 to 1 Switch Adapter..... \$15
 Part: DWR1361H037
 Connects 2 single switches to a stereo jack to act as a dual switch.

25.8. Environmental Controls

Q-Logic 3 ECU Module Kit \$2,520
 Part: CTL168057