



Quantum® 4Front® 2HD Order Form with TRU Balance® 3 Positioning

Account Number: _____ Date: _____
 Provider Name: _____
 Contact: _____
 Phone: _____ Fax: _____
 Email: _____
 PO Number: _____
 Quote Name/Marked for: _____
 Ship to Address: _____
 City: _____ State: _____ Zip: _____

QUANTUM®
4FRONT® 2HD



INTRODUCTION

This form is interactive when viewed with [Adobe Acrobat Reader](#) and may not function correctly if opened with applications other than Acrobat. Complete the form by placing checks in the desired boxes and provide information in the interactive fields. Buttons shown at the bottom of the form may be utilized to print or submit the order form through a desktop email application. To email via a web-based application, please 'Save As' and attach the PDF to your email.

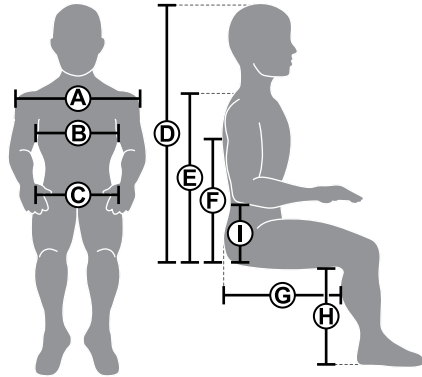
This order form contains a large variety of options to fulfill various patient needs. Descriptions and section notes, such as optional or required, are included to help you complete your order. Please contact Quantum Sales at 866-800-2002 if assistance is needed. Send the completed order form by fax (866-707-3422) or email (quantumorders@pridemobility.com). Incomplete forms may delay the quote or order. Customer service will contact you if the order is incomplete or if there are compatibility issues. If special order requests are needed, be sure that the Patient Information section is completed or include a completed [physical assessment form](#) with this order form.

HCPCS codes provided should not be considered as legal advice and do not guarantee reimbursement. DME providers are responsible for determining the appropriate billing codes when submitting for insurance reimbursement. Payer coding, coverage, and bundling guidelines may apply. All prices are MSRP. Prices, specifications, part numbers, and availability are subject to change without notice. Prices and part numbers as shown are only available when configured as a complete power chair. Please contact technical service for accurate parts ordering.

Thank you for choosing Quantum!

PATIENT INFORMATION

Weight: _____ Height: _____ A. Shoulder Width: _____ D. Max Sitting Height: _____ G. Thigh Depth: _____
 B. Chest Width: _____ E. Shoulder Height: _____ H. Lower Leg Length: _____
 C. Hip Width: _____ F. Axilla Height: _____ I. Elbow Height: _____



1. BASE MODEL

REQUIRED. Select a group 3 power base. 450 lb. weight capacity with standard 5 mph motors and 8 amp off board charger. Dimensions of base without legrests: 24.2"Wx39.9"L

Quantum 4Front 2HD 3MPHD-SS \$9,461
 Part: 4FRONT 2HD 3MPHD-SS. HCPCS: K0862
 Multiple actuator power option.















Quantum 4Front 2HD 3SHD-SS \$10,023
 Part: 4FRONT 2HD 3SHD-SS. HCPCS: K0850
 Solid seat pan standard with no power option.

Quantum 4Front 2HD 3SPHD-SS \$10,023
 Part: 4FRONT 2HD 3SPHD-SS. HCPCS: K0858
 Single power option.

2. BASE COLOR

REQUIRED. Select one shroud color. Colors shown here may differ from actual product depending on monitor/printer calibration used.

2.1a. Standard Shrouds

- | | | | |
|---|--|--|--|
|  Red Corvette
Part: DGN2003028-PRD1 |  Deep Purple
Part: DGN2003028-PPR5 |  Midnight Blue
Part: DGN2003028-PBU10 |  Green Machine
Part: DGN2003028-PGN11 |
|  Back in Black
Part: DGN2003028-PBK1 |  Raspberry Beret
Part: DGN2003028-PPK4 |  Electric Blue
Part: DGN2003028-PBU9 |  Military Green
Part: DGN2003028-PGN8 |
|  Night Train
Part: DGN2003028-PBK3 |  Pretty in Pink
Part: DGN2003028-PPK3 |  Blue Jean
Part: DGN2003028-PBU11 | |
|  Grey Street
Part: DGN2003028-PSL3 |  Evolution Orange
Part: DGN2003028-POR7 |  Lemon Crush
Part: DGN2003028-PYL4 | |


2.1b. Hydrographic Shrouds

- | | |
|---|---|
|  Military Digital Camo \$268
Part: DGN2003028-WCM7 |  Faded Glory \$268
Part: DGN2003028-WFL2 |
|---|---|

3. BASE MOUNTED LIGHTS

Optional. Select one option. Seat Mounted, LED, Full Light Package option can be found later on this form.

- | | |
|--|---|
| Switch Operated Accent Lights No Charge
Part: DGN2004686
Accent lights operate by pressing included single switch button. Accent lighting is not available with Single Actuator Control through Toggle Box. | Omit Accent Lights No Charge
Part: DGN1700032 |
|--|---|



4. QUANTUM BACKUP CAMERA

Optional. Requires Q-Logic 3 electronics. The backup camera may interfere with armrest mounted accessories such as media device holder.

- Quantum Backup Camera** \$375
Part: MEC1910365

1. Optional Camera Mounting Bracket

- | | |
|--|---|
| Backup Camera Headrest Bracket \$21
Part: MEC1910373
Works with .5" x .5" vertical supports only. | Backup Camera Track Mount Bracket \$28
Part: MEC2104227 |
|--|---|

2. Optional Display Mounting Bracket

- Backup Camera Q-Logic Joystick Mount Bracket** \$107
Part: MEC2106123



5. DRIVE WHEELS

REQUIRED. Select a type of drive wheels and accent color.

5.1. Drive Wheels

- | | |
|--|--|
| 3"x14" Flat Free Black Tires with Accent Standard
Part: PTOINDV3525 | 4"x14" Knobby, Flat Free Black Tires \$592
Part: XRF000368 |
| 3"x14" Pneumatic Black Tires with Accent No Charge
Part: WHL1704059 x2 | 4"x14" Knobby, Pneumatic Black Tires \$592
Part: XRF000367 |

5.2. Drive Wheel Accent Color

Not available with knobby tires.

- | | | |
|---|--|--|
| Back in Black Standard
Part: DGN164245-PBK1 x2 | Pretty in Pink No Charge
Part: DGN164245-PPK3 x2 | Green Machine No Charge
Part: DGN164245-PGN11 x2 |
| Red Corvette No Charge
Part: DGN164245-PRD1 x2 | Evolution Orange No Charge
Part: DGN164245-POR7 x2 | Military Green No Charge
Part: DGN164245-PGN8 x2 |
| Night Train No Charge
Part: DGN164245-PBK3 x2 | Midnight Blue No Charge
Part: DGN164245-PBU10 x2 | Military Digital Camo \$58 ea.
Part: DGN164245-WCM7 x2 |
| Grey Street No Charge
Part: DGN164245-PSL3 x2 | Electric Blue No Charge
Part: DGN164245-PBU9 x2 | Faded Glory \$58 ea.
Part: DGN164245-WFL2 x2 |
| Deep Purple No Charge
Part: DGN164245-PPR5 x2 | Blue Jean No Charge
Part: DGN164245-PBU11 x2 | |
| Raspberry Beret No Charge
Part: DGN164245-PPK4 x2 | Lemon Crush No Charge
Part: DGN164245-PYL4 x2 | |

6. BATTERIES

Optional. The powerchair requires 2 flat top batteries and will be installed if ordered.

- Group 24, AGM Cell Battery (MK)** \$552 ea.
Part: BAT1712207 x2. HCPCS: E2363

7. PATIENT'S WEIGHT

REQUIRED. The patient's weight is required to quote and order the power chair.

Up to 301 lb-400 lb User Weight
Part: PTOINDV3967

401 lb-450 lb User Weight
Part: PTOINDV3968

8. ELECTRONICS

REQUIRED. Select a type of drive control from the following sections. The No Joystick option is used to omit the joystick and utilize another control, such as a specialty control at the end of this form or found on the [Alternative Controls and Electronics Order Form](#).

8.1a. Omit Joystick

No Joystick, Setup for Q-Logic Electronics
Part: XRF000010
Requires selection of Enhanced Display

8.1b. Q-Logic Non-Expandable Capacity Controls

QLNES 6 Key Joystick Standard
Part: CTL2205379
Controls up to 2 actuators.

QLNES 10 Key Joystick \$429
Part: CTL2205380
Controls up to 2 actuators through joystick and seat mounted, LED, full light package.

8.1c. Q-Logic 3 Expandable Capacity Controls

Q-Logic 3 expandable capacity controls allow use of specialty controls and multiple actuators.

1. Q-Logic 3 Expandable Capacity Joysticks

Q-Logic 3 Expandable Capacity Joystick \$857
Part: CTL167724

Q-Logic 3e Joystick \$735
Part: CTL1910600

Q-Logic 3 Expandable Capacity Joystick \$857
for Full Light Package
Part: CTL167725
Required with full light packages.

Can operate full light package. Not available with alternative or specialty controls.



2. Q-Logic 3 Expandable Capacity Required Components

Q-Logic 3 expandable capacity controls require the controller module and expandable harness below. Customer Service will include these items in a quote when expandable controls or specialty electronics are selected on this form.

Q-Logic 3 Expandable Capacity Controller Module..... \$745
Part: XRF000002 HCPCS: E2377

Q-Logic 3 Expandable Capacity Controller Harness..... \$467
Part: XRF000264. HCPCS: E2313

8.2. Q-Logic 3 Joystick Armor

REQUIRED with Q-Logic 3 Joystick selections above. Not available with Q-Logic 3e or QLNES Joystick. Reference colors shown on page 2.

Black, Soft Touch Standard
Part: DGN124307
Also matches Night Train shrouds.
Red Corvette..... \$64
Part: DGN124336-PRD1
Back in Black.....\$64
Part: DGN124336-PBK1
Grey Street \$64
Part: DGN124336-PSL3
Deep Purple\$64
Part: DGN124336-PPR5

Raspberry Beret..... \$64
Part: DGN124336-PPK4
Pretty in Pink\$64
Part: DGN124336-PPK3
Evolution Orange.....\$64
Part: DGN124336-POR7
Midnight Blue\$64
Part: DGN124336-PBU10
Electric Blue \$64
Part: DGN124336-PBU9
Blue Jean \$64
Part: DGN124336-PBU11

Lemon Crush\$64
Part: DGN124336-PYL4
Green Machine\$64
Part: DGN124336-PGN11
Military Green \$64
Part: DGN124336-PGN8
Military Digital Camo \$64
Part: DGN124336-WCM7
Faded Glory \$64
Part: DGN124336-WFL2

9. JOYSTICK HANDLES

Optional. The standard Q-Logic 3 joystick knob can be seen in an image in the previous section. An optional handle selected below will be mounted to the joystick and the standard handle will be shipped with the unit.

Mushroom Handle (B) \$155
Part: ACCASMB1860. HCPCS: E2323
Chin Cup (C)..... \$155
Part: ACCASMB1861. HCPCS: E2323 (E2324 when chin control)
T-Bar (D) \$195
Part: ACCASMB1858. HCPCS: E2323
Medium Ball Handle (E)..... \$155
Part: ACCASMB1859. HCPCS: E2323
Soft Ball Handle (F)..... \$174
Part: ACCASMB1856. HCPCS: E2323

Extended I-Handle (G) \$174
Part: ACCASMB1857. HCPCS: E2323
Bodypoint 3" Goal Post Handle \$179
Part: PLSKNCP1057. HCPCS: E2323
Bodypoint 4" Goal Post Handle \$179
Part: PLSKNCP1058. HCPCS: E2323
Q-Logic 3 Carrot Handle (A) No Charge
Part: DGN124308



10. JOYSTICK MOUNTING BRACKETS

Optional. Select a mount to be used with a joystick selected in previous section.

10.1a. Fixed, In-line Joystick Bracket

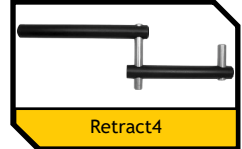
Fixed, In-line, Bracket Standard
Part: FRMASMB10617



10.1b. Swing-Away (Retractable) Joystick Bracket

Allows the joystick to retract to the side of the armrest while maintaining the same joystick orientation.

Swing-away, Q-Logic \$325
Part: ACC1908434. HCPCS: E1032



10.1c. Basic Swing Away Joystick Mount

Basic Swing Away, Q-Logic, Left Side \$245
Part: ACC2201041. HCPCS: E1032

Basic Swing Away, Q-Logic, Right Side \$245
Part: ACC2201042. HCPCS: E1032

10.1d. Specialty Joystick Mounts

Select a bracket and side to mount it.

Retract4 Mount \$375
Part: XRF000003. HCPCS: E1032
Full 180° of movement that translates into multi-position use, straight, right offset, left offset, or fold away. Joystick orientation varies as bracket is adjusted.

Multi-Axis Mount \$126
Part: XRF000004
Allows height adjustment of joystick.



10.2. Joystick Mount Location

Left Side Mount
Part: PTOINDV1225

Right Side Mount
Part: PTOINDV1226

11. TRU BALANCE 3 SEATING

11.1. TRU Balance 3 Configuration

REQUIRED. Select one seating system. Be sure to complete the seat dimensions, seat to floor, and back selections.

TRU Balance 3 Static Seat \$2,458
Part: PTOINDV3442
85° to 105° of limited recline (-5/ +15) via gas strut within back cover.

TRU Balance 3 Heavy Duty, Power Tilt \$8,841
Part: PTOINDV3643. HCPCS: E1002
50° Center of Gravity (CG) power tilt seating system.

TRU Balance 3 Heavy Duty, Power Recline \$9,504
Part: PTOINDV3645. HCPCS: E1004
85° to 175° of power recline.

TRU Balance 3 Heavy Duty, Power Tilt & Recline \$13,949
Part: PTOINDV3644. HCPCS: E1007
50° CG power tilt with 175° of power recline. Full drive lockout at 20°.

11.2. 10" Power Lift

Optional. ^Please verify the appropriate billing code to be used for this item with all third-party payors.

TRU Balance 3 Power 10" Lift \$3,725
Part: PTOINDV3775. HCPCS: E2298/E2300^
Maximum weight capacity is 400 lbs. 10" of scissor lift. 24"W x 22"D maximum seat size.

11.3. Occupied Transit

Optional. Requires Flip Back armrests and 60" Sure-lok lap belt. Only available with swing-away legrests and center mount foot platforms. Omitting a backrest selection requires a provider to facilitate an aftermarket backrest that best fits the consumer's needs. The third-party backrest if applicable must be occupied transit approved per ISO/RESNA standards. When modifying a power chair, including the addition of third-party componentry, to accommodate the medical needs of the power chair occupant, a risk assessment in conformance with ISO 14971, as outlined in ISO 7176, should be performed.

Occupied Transit \$295
Part: KIT152047

To determine if your chair is WC-19 compliant (occupied), please refer to this website: <https://wc-transportation-safety.umtri.umich.edu/>

11.4. Seat Width

REQUIRED. Maximum non-lift seat width is 32"W. *Widths over 24" are not available with 10" power lift.

20" Width Part: SETWDTH1010	23" Width Part: SETWDTH1013	26" Width* Part: SETWDTH1054	29" Width* Part: SETWDTH1058	32" Width* Part: SETWDTH1061
21" Width Part: SETWDTH1011	24" Width Part: SETWDTH1014	27" Width* Part: SETWDTH1057	30" Width* Part: SETWDTH1059	
22" Width Part: SETWDTH1012	25" Width* Part: SETWDTH1056	28" Width* Part: SETWDTH1055	31" Width* Part: SETWDTH1060	

11.5. Seat Depth

REQUIRED.

20" Depth Part: SETDPTH1010	21" Depth Part: SETDPTH1011	22" Depth Part: SETDPTH1012	23" Depth Part: SETDPTH1013	24" Depth Part: SETDPTH1014
--------------------------------	--------------------------------	--------------------------------	--------------------------------	--------------------------------

Low	Med	High
Static Seat/ Recline Only		
15"	16"	17"
Tilt/Tilt & Recline/Lift		
17.75"	18.75"	19.75"
TRU Balance 3 Seat to Floor Heights		

11.6. Seat to Floor Height

REQUIRED.

Lowest Seat to Floor
Part: PTOINDV3558

Middle Seat to Floor
Part: PTOINDV3559

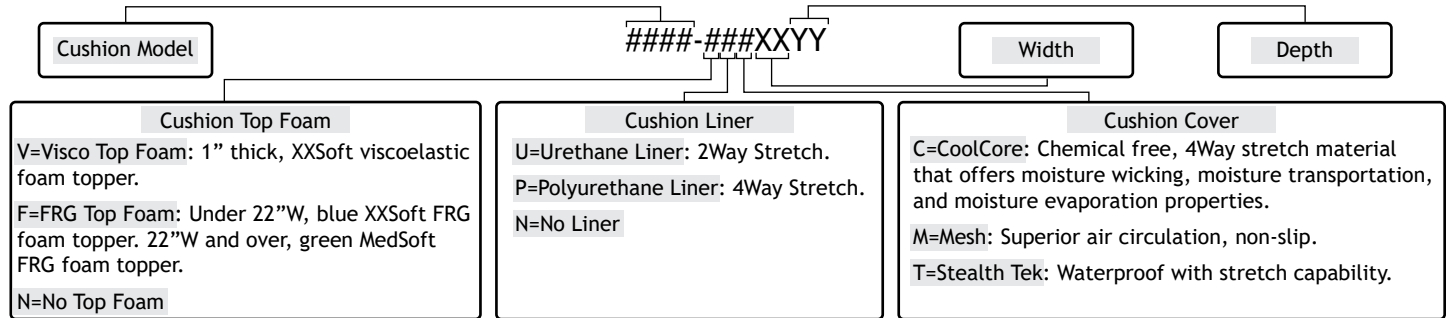
Highest Seat to Floor
Part: PTOINDV3560

TRU Balance 3 seating section continued on following page.

11. TRU BALANCE 3 SEATING CONTINUED

11.7. Stealth Seat Cushion

Optional. Specific cushion/component sizes available, part numbers, weight capacities, MSRP, HCPCS code, and special order cushions will be found on the respective complete [Stealth Cushion Order Forms](#). Part numbers in this section are for reference only. This section allows a quick selection of a single cushion that matches the seat pan width and depth to alleviate listing all part numbers and codes on this power base form. The complete cushion part number and MSRP is a product of the cushion model, top foam, liner, cover, width, and depth as shown below. Reference the subsequent chart for available top foam, liner, and cover options for each cushion type. See specific cushion order form for all sizes, top foam, liners, covers, parts numbers, and MSRP.



1. Cushion Type

- | | |
|--|--|
| <p>TRU-Comfort 2 SPP
Reference part: XRF000116. See cushion order form.
Part series: TC2-###XXYY. MSRP: \$441-\$651. HCPCS: E2607/E2608</p> <p>Essence SPP
Reference part: XRF000118. See cushion order form.
Part series: ESS-###XXYY. MSRP: \$441-\$630. HCPCS: E2607/E2608</p> <p>Solution SPP
Reference part: XRF000113. See cushion order form.
Part series: SOL-###XXYY. MSRP: \$414-\$533. HCPCS: E2607/E2608</p> <p>Spectrum Foam SPP
Reference part: XRF000112. See cushion order form.
Part series: SPCF-###XXYY. MSRP: \$507-\$709. HCPCS: E2607/E2608</p> <p>Spectrum Gel SPP
Reference part: XRF000117. See cushion order form.
Part series: SPCG-###XXYY. MSRP: \$507-\$602. HCPCS: E2607/E2608</p> | <p>Premiere P
Reference part: XRF000122. See cushion order form.
Part series: PREM-###XXYY. MSRP: \$358-\$603. HCPCS: E2605/E2606</p> <p>Glacial SP
Reference part: XRF000114. See cushion order form.
Part series: GLA-###XXYY. MSRP: \$364-\$564. HCPCS: E2603/E2604</p> <p>Zen SP
Reference part: XRF000115. See cushion order form.
Part series: ZEN-###XXYY. MSRP: \$348-\$547. HCPCS: E2603/E2604</p> <p>Simplicity G
Reference part: XRF000111. See cushion order form.
Part series: SIM-###XXYY. MSRP: \$122-\$182. HCPCS: E2601/E2602</p> |
|--|--|

2. Essence Cushion Wedge Kit

Only available with Essence cushion selection above.

- | | | |
|--|--|--|
| <p>Small Wedge Positioning Kit.....\$39
Part: POP1909006-S
14"W and smaller</p> <p>Small Wedge Positioning Kit.....\$39
Part: POP1712340-S
15"W and larger</p> | <p>Medium Wedge Positioning Kit.....\$72
Part: POP1909006-M
14"W and smaller</p> <p>Medium Wedge Positioning Kit.....\$72
Part: POP1712340-M
15"W and larger</p> | <p>Large Wedge Positioning Kit..... \$105
Part: POP1909006-L
14"W and smaller</p> <p>Large Wedge Positioning Kit..... \$105
Part: POP1712340-L
15"W and larger</p> |
|--|--|--|

3. Cushion Top Foam

- | | |
|---|---|
| <p>Visco Top Foam
Reference part: XRF000380</p> <p>FRG Top Foam
Reference part: XRF000381</p> | <p>No Top Foam
Reference part: XRF000382</p> |
|---|---|

4. Cushion Liner

- | | |
|---|--|
| <p>Stealth Urethane Liner
Reference part: XRF000383</p> <p>Stealth Polyurethane Liner
Reference part: XRF000384</p> | <p>No Liner
Reference part: XRF000385</p> |
|---|--|

5. Cushion Cover

- | | |
|---|---|
| <p>CoolCore Cover
Reference part: XRF000386</p> <p>Mesh Cover
Reference part: XRF000387</p> | <p>Stealth Tek Cover
Reference part: XRF000388</p> |
|---|---|

6. Optional Base Insert

Option selection available with Glacial, Premiere, Simplicity, Solution, Spectrum Foam, Spectrum Gel, and Zen cushions.

- ABS Flat Rigidizer**
Reference part: XRF000389
MSRP: \$48-\$69

	None	Visco/V.Elastic	FRG	None	Urethane	Polyurethane	CoolCore	Mesh	Stealth Tek
	Top Foam	Liner	Cover						
TRU-Comfort 2	-	✓	-	✓	-	✓	✓	-	-
Essence	-	✓	-	✓	-	✓	✓	✓	-
Solution	-	✓	-	-	✓	✓	✓	✓	✓
Spectrum Foam	-	✓	✓	-	✓	✓	✓	✓	✓
Spectrum Gel	-	✓	✓	-	✓	✓	✓	✓	✓
Premiere	-	✓	✓	✓	✓	✓	✓	-	-
Glacial	✓	-	-	✓	✓	✓	✓	✓	✓
Zen	-	✓	✓	✓	✓	✓	✓	✓	✓
Simplicity	✓	-	-	✓	-	-	-	-	✓

TRU Balance 3 seating section continued on following page.

11. TRU BALANCE 3 SEATING CONTINUED

7. Additional Cushion Liner

Up to 5 may be selected below. See respective cushion order form for MSRP and part numbers.

Additional Stealth Urethane Liner

 QTY Reference Part: XRF000390

Additional Stealth Polyurethane Liner

 QTY Reference Part: XRF000391

8. Additional Cushion Cover

Up to 5 may be selected below. See respective cushion order form for MSRP and part numbers.

Additional CoolCore Cover

 QTY Reference Part: XRF000392

Additional Stealth Tek Cover

 QTY Reference Part: XRF000394

Additional Mesh Cover

 QTY Reference Part: XRF000393

11.8. Back Type Selection

REQUIRED. Match choice in this section with the options in the following back cushion configuration section.

TRU Balance 3 Back Assembly (Static Back)
 Part: XRF000194
 Select a back cushion configuration in the subsequent section.

Flip Forward Back..... \$188
 Part: XRF000220
 Available with Static Seat and Power Tilt (1 actuator). Only available with 2-post, flip back or pediatric armrests. Not available with 12"-14" width. Select a back cushion type in the subsequent section.

Back Cane Option
 Part: XRF000015
 Available only with TRU Balance 3 Static Seat and Power Tilt selections. Select back cane type, back cane height, and back cushion configuration.

11.9. Back Cane Selection (Back Cane Option Only)

REQUIRED when Back Cane Option is selected above. Select type and height of back canes.

1. Back Cane Type

Angle Adjustable No Charge
 Part: MEC140266

2" Endomorph (1" per side) Back Cane \$75
 Part: XRF000269

4" Endomorph (2" per side) Back Cane \$75
 Part: XRF000271

2. Back Cane Height

16"H Cane
 Part: FRMASMB15834

20"H Cane
 Part: FRMASMB15838

24"H Cane
 Part: FRMASMB15842

17"H Cane
 Part: FRMASMB15835

21"H Cane
 Part: FRMASMB15839

25"H Cane
 Part: FRMASMB15843

11.10. Back Cushion Configuration

REQUIRED. Sport Back selections up to 24" back width will be the Sport 4 back cushions. Sport back selections of 26" back width may include Sport back and Sport 4 back cushions. Select a configuration type and applicable dimensions. See the Sport, Q-Back, and TRU-Comfort back availability chart for stock order back size ranges. Other size backs may be available with special order and extended lead time.

1a. Sport Back/Omit/After-Market Interface

Sport Back No Charge
 Part: XRF000017
 Complete following width package and size.

After-market Back Interface \$535
 Part: ST-SSAPT4-Q. Select a set width in following section, range of 12"-21". Overall seat depth may need to be adjusted to accommodate certain backs. May interfere with gel/waterfall arm pads and arm through. Does not include brackets to mount after-market backs.

Omit Back Pan/Cushion No Charge
 Part: PTOINDV1287
 Select a following width package.

1b. TRU-Comfort Back Selection

TRU-Comfort Back (Static/Flip Forward), Less than 22" Wide . \$759
 Part: TC4V10W21W. HCPCS: E2620
 Complete following width package and size.

TRU-Comfort Back (Static/Flip Forward), 22" Wide or Greater \$872
 Part: TC4V22W32W. HCPCS: E2621
 Complete following width package and size.

TRU-Comfort Back, Back Cane Option, Less than 22" Wide \$759
 Part: TC4V10W21WBC. HCPCS: E2620
 Complete following width package and size.

TRU-Comfort Back, Back Cane Option, 22" Wide or Greater ... \$872
 Part: TC4V22W32WBC. HCPCS: E2621
 Complete following width package and size.

1c. Q-Back 2.0, AL Series, Active Contour

Select a back type and the specific overall back height in subsequent section.

Active Contour, 16"Wx19-20"H Tilt/22"-23" H Recline \$568
 Part: QB2AL16AS. HCPCS: E2613

Active Contour, 18"Wx23-24"H Tilt/26"-27" H Recline \$568
 Part: QB2AL18AX. HCPCS: E2613

Active Contour, 16"Wx21-22"H Tilt/24"-25" H Recline \$568
 Part: QB2AL16AT. HCPCS: E2613

Active Contour, 18"Wx25-26"H Tilt/28"-29" H Recline \$703
 Part: QB2AL18AXX. HCPCS: E2613

Active Contour, 16"Wx23-24"H Tilt/26"-27" H Recline \$568
 Part: QB2AL16AX. HCPCS: E2613

Active Contour, 20"Wx19-20"H Tilt/22"-23" H Recline \$568
 Part: QB2AL20AS. HCPCS: E2613

Active Contour, 16"Wx25-26"H Tilt/28"-29" H Recline \$703
 Part: QB2AL16AXX. HCPCS: E2613

Active Contour, 20"Wx21-22"H Tilt/24"-25" H Recline \$568
 Part: QB2AL20AT. HCPCS: E2613

Active Contour, 18"Wx19-20"H Tilt/22"-23" H Recline \$568
 Part: QB2AL18AS. HCPCS: E2613

Active Contour, 20"Wx23-24"H Tilt/26"-27" H Recline \$568
 Part: QB2AL20AX. HCPCS: E2613

Active Contour, 18"Wx21-22"H Tilt/24"-25" H Recline \$568
 Part: QB2AL18AT. HCPCS: E2613

Active Contour, 20"Wx25-26"H Tilt/28"-29" H Recline \$703
 Part: QB2AL20AXX. HCPCS: E2613

TRU Balance 3 seating section continued on following page.

11. TRU BALANCE 3 SEATING CONTINUED

1d. Q-Back 2.0, AL Series, Deep Contour

Select a back type and the specific overall back height in subsequent section.

Deep Contour, 16"Wx19-20"H Tilt/22"-23" H Recline \$643 Part: QB2AL16DS. HCPCS: E2620	Deep Contour, 18"Wx23-24"H Tilt/26"-27" H Recline \$643 Part: QB2AL18DX. HCPCS: E2620
Deep Contour, 16"Wx21-22"H Tilt/24"-25" H Recline \$643 Part: QB2AL16DT. HCPCS: E2620	Deep Contour, 18"Wx25-26"H Tilt/28"-29" H Recline \$703 Part: QB2AL18DXX. HCPCS: E2620
Deep Contour, 16"Wx23-24"H Tilt/26"-27" H Recline \$643 Part: QB2AL16DX. HCPCS: E2620	Deep Contour, 20"Wx19-20"H Tilt/22"-23" H Recline \$643 Part: QB2AL20DS. HCPCS: E2620
Deep Contour, 16"Wx25-26"H Tilt/28"-29" H Recline \$703 Part: QB2AL16DXX. HCPCS: E2620	Deep Contour, 20"Wx21-22"H Tilt/24"-25" H Recline \$643 Part: QB2AL20DT. HCPCS: E2620
Deep Contour, 18"Wx19-20"H Tilt/22"-23" H Recline \$643 Part: QB2AL18DS. HCPCS: E2620	Deep Contour, 20"Wx23-24"H Tilt/26"-27" H Recline \$643 Part: QB2AL20DX. HCPCS: E2620
Deep Contour, 18"Wx21-22"H Tilt/24"-25" H Recline \$643 Part: QB2AL18DT. HCPCS: E2620	Deep Contour, 20"Wx25-26"H Tilt/28"-29" H Recline \$703 Part: QB2AL20DXX. HCPCS: E2620

1e. Q-Back 2.0, AL Series, Extra Deep Contour

Select a back type and the specific overall back height in subsequent section.

Extra Deep Contour, 16"Wx19-20"H Tilt/22"-23" H Recline..... \$703 Part: QB2AL16ES. HCPCS: E2620	Extra Deep Contour, 18"Wx23-24"H Tilt/26"-27" H Recline \$703 Part: QB2AL18EX. HCPCS: E2620
Extra Deep Contour, 16"Wx21-22"H Tilt/24"-25" H Recline..... \$703 Part: QB2AL16ET. HCPCS: E2620	Extra Deep Contour, 18"Wx25-26"H Tilt/28"-29" H Recline \$703 Part: QB2AL18EXX. HCPCS: E2620
Extra Deep Contour, 16"Wx23-24"H Tilt/26"-27" H Recline..... \$703 Part: QB2AL16EX. HCPCS: E2620	Extra Deep Contour, 20"Wx19-20"H Tilt/22"-23" H Recline \$703 Part: QB2AL20ES. HCPCS: E2620
Extra Deep Contour, 16"Wx25-26"H Tilt/28"-29" H Recline..... \$703 Part: QB2AL16EXX. HCPCS: E2620	Extra Deep Contour, 20"Wx21-22"H Tilt/24"-25" H Recline \$703 Part: QB2AL20ET. HCPCS: E2620
Extra Deep Contour, 18"Wx19-20"H Tilt/22"-23" H Recline \$703 Part: QB2AL18ES. HCPCS: E2620	Extra Deep Contour, 20"Wx23-24"H Tilt/26"-27" H Recline \$703 Part: QB2AL20EX. HCPCS: E2620
Extra Deep Contour, 18"Wx21-22"H Tilt/24"-25" H Recline..... \$703 Part: QB2AL18ET. HCPCS: E2620	Extra Deep Contour, 20"Wx25-26"H Tilt/28"-29" H Recline \$703 Part: QB2AL20EXX. HCPCS: E2620

1f. Q-Back 2.0, AFT Series, Active Contour

Select a back type and the specific overall back height in subsequent section.

AFT, Active, 16"Wx19-20"H Tilt/22"-23" H Recline \$568 Part: QB2AFT16AS. HCPCS: E2613	AFT, Active, 18"Wx19-20"H Tilt/22"-23" H Recline \$568 Part: QB2AFT18AS. HCPCS: E2613
--	--

1g. Q-Back 2.0, AFT Series, Deep Contour

Select a back type and the specific overall back height in subsequent section.

AFT, Deep Contour, 16"Wx19-20"H Tilt/22"-23" H Recline..... \$643 Part: QB2AFT16DS. HCPCS: E2620	AFT, Deep Contour, 18"Wx21-22"H Tilt/24"-25" H Recline..... \$643 Part: QB2AFT18DT. HCPCS: E2620
AFT, Deep Contour, 16"Wx21-22"H Tilt/24"-25" H Recline..... \$643 Part: QB2AFT16DT. HCPCS: E2620	AFT, Deep Contour, 20"Wx21-22"H Tilt/24"-25" H Recline \$643 Part: QB2AFT20DT. HCPCS: E2620
AFT, Deep Contour, 18"Wx19-20"H Tilt/22"-23" H Recline \$643 Part: QB2AFT18DS. HCPCS: E2620	

1h. Q-Back 2.0, AFT Series, Extra Deep Contour

Select a back type and the specific overall back height in subsequent section.

AFT, Extra Deep Contour, 16"Wx25-26"H Tilt/28"-29" H Recline \$703 Part: QB2AFT16EXX. HCPCS: E2620

11.11. TRU Balance 3 Back Shroud

REQUIRED. The back shroud is a feature of the TRU Balance 3 seating system and is available in matching shroud colors. The back shroud is not available when Omit Back Pan/Cushion is selected. Reference colors shown on page 2.

Red Corvette Part: XRF000019	Deep Purple Part: XRF000025	Midnight Blue Part: XRF000029	Green Machine Part: XRF000033
Back in Black Part: XRF000021	Raspberry Beret Part: XRF000026	Electric Blue Part: XRF000030	Military Green Part: XRF000034
Night Train Part: XRF000022	Pretty in Pink Part: XRF000027	Blue Jean Part: XRF000031	Digital Camo Part: DGN1714085-WCM7
Grey Street Part: XRF000023	Evolution Orange Part: XRF000028	Lemon Crush Part: XRF000032	Faded Glory Part: DGN1714085-WFL2

11.12. Lateral Positioning Wedge

Optional.

Lateral Positioning Wedge, pair \$16 ea. Part: SET123465 x2
--

Available with Sport and TRU-Comfort backs. Not available on power tilt backs 16"-17"H with limited adjustability on 18" H. Not available on power recline back 19"-20"H with limited adjustability on 21"H.

TRU Balance 3 seating section continued on following page.

11. TRU BALANCE 3 SEATING CONTINUED

11.13. Back Width Package

REQUIRED except when Omit Back Pan/Cushion is selected. Available with +/-4" of seat width.

Match Seat Width Selections Part: PTOINDV3468	16"W-20"W Package Part: XRF000038	20"W-24"W Package Part: XRF000040	28"W-32"W Package Part: XRF000196
--	--------------------------------------	--------------------------------------	--------------------------------------

11.14. Back Width

REQUIRED except when Omit Back Pan/Cushion is selected. Available with +/-4" of seat width.

16" Back Width Part: PTOINDV3564	18" Back Width Part: PTOINDV3566	20" Back Width Part: PTOINDV3568	22" Back Width Part: PTOINDV3570	26" Back Width Part: PTOINDV3572	30" Back Width Part: PTOINDV3574
17" Back Width Part: PTOINDV3565	19" Back Width Part: PTOINDV3567	21" Back Width Part: PTOINDV3569	24" Back Width Part: PTOINDV3571	28" Back Width Part: PTOINDV3573	

Overall Back Height	Tilt or Static Back Width												Recline Back Width											
	16"	17"	18"	19"	20"	21"	22"	24"	26"	28"	30"	32"	16"	17"	18"	19"	20"	21"	22"	24"	26"	28"	30"	32"
16"	S	T	S	T	S	T	S	T	S	T	S	T	S	T	S	T	S	T	S	T	S	T	S	T
17"	S	T	S	T	S	T	S	T	S	T	S	T	S	T	S	T	S	T	S	T	S	T	S	T
18"	S	T	S	T	S	T	S	T	S	T	S	T	S	T	S	T	S	T	S	T	S	T	S	T
19"	S	T	S	T	S	T	S	T	S	T	S	T	S	T	S	T	S	T	S	T	S	T	S	T
20"	S	T	S	T	S	T	S	T	S	T	S	T	S	T	S	T	S	T	S	T	S	T	S	T
21"	S	T	S	T	S	T	S	T	S	T	S	T	S	T	S	T	S	T	S	T	S	T	S	T
22"	S	T	S	T	S	T	S	T	S	T	S	T	S	T	S	T	S	T	S	T	S	T	S	T
23"	S	T	S	T	S	T	S	T	S	T	S	T	S	T	S	T	S	T	S	T	S	T	S	T
24"	S	T	S	T	S	T	S	T	S	T	S	T	S	T	S	T	S	T	S	T	S	T	S	T
25"	S	T	S	T	S	T	S	T	S	T	S	T	S	T	S	T	S	T	S	T	S	T	S	T
26"	-	-	-	-	-	-	-	-	-	-	-	-	-	-	-	-	-	-	-	-	-	-	-	-
27"	-	-	-	-	-	-	-	-	-	-	-	-	-	-	-	-	-	-	-	-	-	-	-	-
28"	-	-	-	-	-	-	-	-	-	-	-	-	-	-	-	-	-	-	-	-	-	-	-	-

S Sport Back T TRU-Comfort Back

Sport and TRU-Comfort Back Availability Chart

11.15. Overall Back Height

Static Seat and Power Tilt available height range: 16"-25"H. *Odd heights include 4" gap and even heights include 3" gap between seat pan and bottom of back cushion.*
Power Recline available height range: 19"-28"H. *Odd heights include 6" gap and even heights include 7" gap.*

16" Overall Height Part: SETHGHT1029	19" Overall Height Part: SETHGHT1032	22" Overall Height Part: SETHGHT1035	25" Overall Height Part: SETHGHT1038	28" Overall Height Part: SETHGHT1041
17" Overall Height Part: SETHGHT1030	20" Overall Height Part: SETHGHT1033	23" Overall Height Part: SETHGHT1036	26" Overall Height Part: SETHGHT1039	
18" Overall Height Part: SETHGHT1031	21" Overall Height Part: SETHGHT1034	24" Overall Height Part: SETHGHT1037	27" Overall Height Part: SETHGHT1040	

11.16. Power Tilt Privacy Flap

Optional. A privacy flap is standard with power recline systems. This selection is to add a flap for power tilt only systems.

Privacy Flap \$49
 Part: XRF000351

12. TRU BALANCE 3 ARMRESTS

REQUIRED. Select the desired type of armrest below. Please read notes to ensure seating compatibility. Be sure to also select an armrest size and armpad type.

12.1a. Flip-Back, 8"-16" H Armrests

Choose a left and right armrest and set height in the following section. Flip-back armrests include an armrest downpost with this HD power base. Not available with waterfall armpads. Not available with Back Cane Option.

<input type="checkbox"/> L <input type="checkbox"/> R Flip-Back, 22"-26"Widths, 8"-16"H Armrests Standard Left part: ARM2004694. Right part: ARM2004693	<input type="checkbox"/> L <input type="checkbox"/> R Flip-Back, 26"-32"Widths, 8"-16"H Armrests Standard Left part: ARM2004696. Right part: ARM2004695
--	--

12.1b. Height Adjustable, Removable, Heavy Duty Armrests

Select a type of HD removable armrests and the set height in the following section. Only one height package is selectable as a normal configuration. Payer coding, coverage, and bundling guidelines may apply.

8"-12"H, Single Post, Height Adjustable, Removable,\$161 Heavy Duty (Sold in pairs) Part: XRF000055. HCPCS w/ Static Seat: E0973	10"-14"H, Single Post, Height Adjustable, Removable,\$161 Heavy Duty (Sold in pairs) Part: XRF000056. HCPCS w/ Static Seat: E0973
--	---

12.2. Armrest Height

Set left and right armrest height. Note the available height range in the option description.

1. Left Armrest Height

8" H PTOINDV3535	10" H PTOINDV3537	12" H PTOINDV3539	14" H PTOINDV3541	16" H PTOINDV3543
9" H PTOINDV3536	11" H PTOINDV3538	13" H PTOINDV3540	15" H PTOINDV3542	

TRU Balance 3 armrests section continued on following page.

12. TRU BALANCE 3 ARMRESTS CONTINUED

2. Right Armrest Height

8" H PTOINDV3450	10" H PTOINDV3452	12" H PTOINDV3454	14" H PTOINDV3456	16" H PTOINDV3458
9" H PTOINDV3451	11" H PTOINDV3453	13" H PTOINDV3455	15" H PTOINDV3457	

12.3. Armrest Size

REQUIRED with armrest selection above. Select a left (L) and right (R) armrest size. This also affects armpad selection.

<input type="checkbox"/> L <input type="checkbox"/> R	10" Length L part: XRF000057. R part: XRF000123	<input type="checkbox"/> L <input type="checkbox"/> R	14" Length L part: XRF000058. R part: XRF000124	<input type="checkbox"/> L <input type="checkbox"/> R	17" Length L part: XRF000059. R part: XRF000125 Only available with Flip-Back Armrests and straight arm pads.
---	--	---	--	---	---

13. TRU BALANCE 3 ARMPADS

REQUIRED. Select to omit an armpad selection or select a left and right armpad type. Please note that waterfall and gel armpads may cause interference with the seat back.

13.1a. Omit Armpad

Select one below if aftermarket armpads or handpads are required. See [Positioning Components Order Form](#).

No Armpad Selection..... No Charge
Part: XRF000060
Not available with Flip-back, 8"-16" H armrests.

13.1b. Foam Armpads

<input type="checkbox"/> L <input type="checkbox"/> R	Straight, Armpad Standard Left part: XRF000061. Right part: XRF000126	<input type="checkbox"/> L <input type="checkbox"/> R	Waterfall, Armpad No Charge Left part: XRF000062. Right part: XRF000127 Not available with Flip-back, 8"-16" armrests.
---	--	---	--

13.1c. Gel Armpads

Sold only in pairs. Armpads are 3" wide. Manufacturer part number for full length is 314G and desk length is 310G.

a. Falcon Gel Armpads for Flip-Back Armrests

Falcon Gel, Full Length Left and Right \$199 Part: ARM1806807	Falcon Gel, Desk Length Left, Full Length Right..... \$174 Part: ARM1806810
Falcon Gel, Full Length Left, Desk Length Right..... \$174 Part: ARM1806813	Falcon Gel, Desk Length Left and Right \$150 Part: ARM1806806

b. Falcon Gel Armpads for Tube Style Armrests

Falcon Gel, Full Length Left and Right \$317 Part: ARM136438	Falcon Gel, Desk Length Left, Full Length Right..... \$294 Part: ARM136439
Falcon Gel, Full Length Left, Desk Length Right..... \$294 Part: ARM136442	Falcon Gel, Desk Length Left and Right \$270 Part: ARM136437

14. TRU BALANCE 3 JOYSTICK BRACKETS

REQUIRED.

Standard Fixed Receiver Standard Part: XRF000063	Stealth Height Adjustable Receiver..... \$236 Part: XRF000064. HCPCS: K0108
---	--

15. TRU BALANCE 3 HEADRESTS

Optional. Select a headrest pad and bracket.

1. Headrest Pads, Single Point Adjustable

Stealth 8" Comfort Plus, Cool Core (CP08CCSPM) \$179 Part: CP08CCSPM. HCPCS: E0955	Stealth 14" Comfort Plus, Cool Core (CP14CCSPM) \$179 Part: CP14CCSPM. HCPCS: E0955
Stealth 10" Comfort Plus, Cool Core (CP10CCSPM) \$179 Part: CP10CCSPM. HCPCS: E0955	Stealth 6", Comfort Plus, Cool Core (CP06CCSPM) \$179 Part: CP06CCSPM. HCPCS: E0955

2. Headrest Brackets

Comfort Plus Headrest Mounting Bracket, UniLink..... \$311 Part: ST-UHB2D33200-Q. HCPCS: E1033	Multi-Axis Removable Headrest Bracket \$174 Part: ST-HMO475-17M-Q. HCPCS: E1033
---	--

15.2. Q Cam Lock

Optional.

Q Cam Lock..... \$51
Part: XRF000376

Q Cam Lock Availability (Overall height)	TRU-Comfort/Sport		Q-Back 2	
	Standard	\$50	Standard	\$50
Tilt/Static/Back Canes	14"-21"H	22"-29"H	19"-24"H	25"-26"H
Power Recline Back	19"-21"H	22"-32"H	22"-25"H	26"-29"H

16. LAP BELTS

REQUIRED. Select a lap belt below.

16.1a. Standard Lap Belts

50" Lap Belt Part: ACCBELT1000	60" Lap Belt Part: ACCBELT1002	70" Lap Belt Part: ACCBELT1003	80" Lap Belt Part: ACCBELT1004	90" Lap Belt Part: ACCBELT1001
--	--	--	--	--

16.1b. Optional Lap Belts

Stealth Retractable Lap Belt (IFRB5350).....\$181 Part: ST-IFRB5350	Stealth Positioning 60" Single Pull, Push Button, Extra Large.... \$50 Padded (11.5"), 2" Belt (IFPB5315) Part: ST-IFPB5315-Q
Stealth Positioning 60" Single Pull, Push Button, Medium..... \$50 (7.5") Padded, 1.5" Belt (IFPB5213) Part: ST-IFPB5213-Q	60" Sure-Lok Lap Belt (Non-retractable)..... \$120 Required with ISO 7176-19 Compliant Transit Option. Part: ACCBELT1016
Stealth Positioning 60" Single Pull, Push Button, Large \$50 Padded (9.5"), 2" Belt (IFPB5314) Part: ST-IFPB5314-Q	

17. LEGRESTS

Optional. All efforts will be made to accommodate legrest length selection, but minor changes may need to be made to meet shipping guidelines. Some adjustments may be needed upon receipt of the unit. Reference the section's compatibility matrix for legrest interference.

17.1a. Basic Center Mount Foot Platform

Select legrest length in following section.

Short	Medium	Long
8"-10"	10"-14"	14"-19"
Basic Center Mount Extension Range		

1. Basic Center Mount Foot Platform Type

Basic Center Mount.....	No Charge
Part: XRF000323	

2. Basic Center Mount Foot Platform Extension and Angle Adjustable Footplates

See legrest length matrix for compatibility.

Short Extension, 5"x9" Footplates Part: MEC1906675	Medium Lower Extension, 6.25"W Tapered 5"W x 12"D Part: MEC2104853
Medium Extension, 5"x9" Footplates Part: MEC1906680	Long Lower Extension, 6.25"W Tapered 5"W x 12"D Part: MEC2104854
Long Extension, 5"x9" Footplates Part: MEC1906677	

3. Basic Center Mount Calf Pads

Calf pads are standard with a power articulating foot platform.

Small Calf Pads, Basic Center Mount.....\$161 Part: RIG2104369	Large Calf Pads, Basic Center Mount\$161 Part: RIG2202997 Only available with Long Length Extension.
---	--

4. Basic Center Mount Additional Accessories

Basic Center Mount Footplate Connector	\$16
Part: RIG2104240	

17.1b. Center Mount Foot Platform

If power articulating foot platform is selected, be sure power legrest control has been selected in previous section. Select legrest length in following section.

1. Center Mount Foot Platform Type

Power Articulating Foot Platform \$3,145 Part: PTOINDV3754. HCPCS: E1012+K0040	Manually Adjustable Center Mount Foot Platform..... \$268 Part: XRF000155. HCPCS: K0040
---	--

2. Lower Extension and Angle Adjustable Footplates

Medium Extension, 7"x8" Footplates Part: RIG2404027	Long Extension, 7"x8" Footplates Part: RIG2404028	<table border="1"> <tr> <td>Medium</td> <td>Long</td> </tr> <tr> <td>11"-17"</td> <td>14"-20"</td> </tr> <tr> <td colspan="2" style="text-align: center;">Power AFP Extension Range</td> </tr> </table>	Medium	Long	11"-17"	14"-20"	Power AFP Extension Range		<table border="1"> <tr> <td>Medium</td> <td>Long</td> </tr> <tr> <td>10"-16"</td> <td>13.5"-19.5"</td> </tr> <tr> <td colspan="2" style="text-align: center;">Manually Adjustable Extension Range</td> </tr> </table>	Medium	Long	10"-16"	13.5"-19.5"	Manually Adjustable Extension Range	
Medium	Long														
11"-17"	14"-20"														
Power AFP Extension Range															
Medium	Long														
10"-16"	13.5"-19.5"														
Manually Adjustable Extension Range															
Medium Extension, 7"x11" Footplates Part: RIG2404029	Long Extension, 7"x11" Footplates Part: RIG2404030														

3a. Center Mount Calf Support

*Calf pads are standard with a power articulating foot platform. Select calf pads covers for additional charge. Calf pad and panel covers include 1/2" of soft visco foam.

Small Calf Pads, AFP Only, 6"Wx6"H (pair) Standard Part: RIGASMB7120018	Large Calf Pads, AFP Only, 8" taper to 6"Wx8"H (pair) Standard Part: RIGASMB7120019
Small Calf Pads, Manually Adjustable Center Mount Only,\$161 6"Wx6"H (pair) Part: XRF000156	Large Calf Pads, Manually Adjustable Center Mount Only,\$161 8" taper to 6"Wx8"H (pair) Part: XRF000157

3b. Center Mount Calf Panel

Calf pads are standard with a power articulating foot platform.

Small Calf Panel, 18"Wx8"H..... \$188 Part: FRMASMB7110012	Large Calf Panel, 24"Wx8"H \$242 Part: RIG123825 Only available on widths of 20" or greater.
---	--

4. Modular Footplate Extension Components

Optional. Assembly required. May require seating configuration adjustments to avoid front caster interference.

Outside Edge	\$69
Part: RIG2404922	
Available with 7" width footplates.	

Legrests section continued on following page.

17. LEGRESTS CONTINUED

5. Additional Accessories

Small Foam Calf Pad Cover (pair)..... \$67 Part: ST-CSCS0775-Q	Large Foam Panel Cover (pair)..... \$282 Part: ST-CSCP0927-Q
Large Foam Calf Pad Cover (pair) \$83 Part: ST-CSCS0985-Q	Footplate Connector \$16 Part: RIGASMB7120023
Small Foam Panel Cover (pair) \$176 Part: ST-CSCP0920-Q	

6. Stealth Gel Footplate Covers

7"x11" Tapered Gel Footplate Covers..... \$270 Part: ST-AFPG7008T-Q. HCPCS: K0108	7"x11" Tapered Gel Footplate Cover..... \$293 Part: ST-AFPG7011T-Q. HCPCS: K0108
--	---

17.1c. Heavy Duty, Drop-In, Swing-Away Legrests

Select a configuration, a legrest, extension, and type of footplate. Pair (P), left (L), and right (R) configurations are selected by checking the appropriate boxes.

1. Drop-In Legrest Selection

<input type="checkbox"/> P <input type="checkbox"/> L <input type="checkbox"/> R 70° HD Drop-in for 8.5"-12" Lower Extension No Charge Pair part: FRMASMB4762. Left: RIG137706. Right: RIG137707	<input type="checkbox"/> P <input type="checkbox"/> L <input type="checkbox"/> R 70° HD Drop-in 13"-18" or 16"-21" Lower No Charge Extension Pair part: FRMASMB4853. Left: RIG137708. Right: RIG137709
---	--

2. Lower Extension

<input type="checkbox"/> P <input type="checkbox"/> L <input type="checkbox"/> R 8.5"-12" HD Drop-Ins/12.5"-16.5" ELR, Ext Length Pair part: XRF000101. Left: XRF000102. Right: XRF000103.	<input type="checkbox"/> P <input type="checkbox"/> L <input type="checkbox"/> R 16"-21" HD Drop-Ins/18.5"-22.5" ELR, Ext Length Pair part: FRMASMB4754. L: FRMASMB4725. R: FRMASMB5393
<input type="checkbox"/> P <input type="checkbox"/> L <input type="checkbox"/> R 13"-18" HD Drop-Ins/15.5"-19.5" ELR, Ext Length Pair part: XRF000104. Left: XRF000105. Right: XRF000106	

3. Angle Adjustable Footplate(s) with Heel Loops

<input type="checkbox"/> P <input type="checkbox"/> L <input type="checkbox"/> R 6"Wx8"D ¹ \$92 ea. Pair part: FRMASMB4738. Left: RIG137793. Right: RIG137795. HCPCS: K0040+E0951	<input type="checkbox"/> P <input type="checkbox"/> L <input type="checkbox"/> R 8"Wx11"D ² \$92 ea. Pair part: FRMASMB4744. Left: RIG137798. Right: RIG137799. HCPCS: K0040+E0951 May cause interference on seat widths less than 20".
<input type="checkbox"/> P <input type="checkbox"/> L <input type="checkbox"/> R 6"Wx11"D ¹ \$92 ea. Pair part: FRMASMB4741. Left: RIG137796. Right: RIG137797. HCPCS: K0040+E0951 May cause interference on seat widths less than 18".	

17.1d. Heavy Duty, Elevating Legrests

Select a configuration, a legrest, extension, and type of footplate. Pair (P), left (L), and right (R) configurations are selected by checking the appropriate boxes.

1. Heavy Duty, Elevating Legrest Selection

<input type="checkbox"/> P <input type="checkbox"/> L <input type="checkbox"/> R Heavy Duty, Elevating Legrest(s) with Calf Pad(s)..... \$171 ea. Pair part: FRMASMB6702. Left: FRMASMB8444. Right: FRMASMB8445. HCPCS: E0990
--

2. Lower Extension

<input type="checkbox"/> P <input type="checkbox"/> L <input type="checkbox"/> R 11"-14" Length Part: FRMASMB4755. Left: RIG138026. Right: RIG138030 For reinforced footplates only.	<input type="checkbox"/> P <input type="checkbox"/> L <input type="checkbox"/> R 14"-17" Length Part: FRMASMB4756. Left: RIG138033. Right: RIG138035 For reinforced footplates only.
<input type="checkbox"/> P <input type="checkbox"/> L <input type="checkbox"/> R 8.5"-12" HD Drop-Ins/12.5"-16.5" ELR, Ext Length Pair part: XRF000101. Left: XRF000102. Right: XRF000103. For angle adjustable footplates only.	<input type="checkbox"/> P <input type="checkbox"/> L <input type="checkbox"/> R 13"-18" HD Drop-Ins/15.5"-19.5" ELR, Ext Length Pair part: XRF000104. Left: XRF000105. Right: XRF000106 For angle adjustable footplates only.

3. Reinforced Footplates(s)

<input type="checkbox"/> P <input type="checkbox"/> L <input type="checkbox"/> R 7.25"Wx6"D Extruded Footplate..... Standard Part pair: FRMASMB4748. Left: RIG138055. Right: RIG138056	<input type="checkbox"/> P <input type="checkbox"/> L <input type="checkbox"/> R 8.5"Wx6"D Extruded Footplate Standard Part pair: FRMASMB4747. Left: RIG138060. Right: RIG138062
--	--

4. Angle Adjustable Footplates(s) with Heel Loops

<input type="checkbox"/> P <input type="checkbox"/> L <input type="checkbox"/> R 6"Wx8"D \$92 ea. Pair part: FRMASMB4738. Left: RIG137793. Right: RIG137795. HCPCS: K0040+E0951	<input type="checkbox"/> P <input type="checkbox"/> L <input type="checkbox"/> R 8"Wx11"D \$92 ea. Pair part: FRMASMB4744. Left: RIG137798. Right: RIG137799. HCPCS: K0040+E0951 May cause interference with seat widths less than 20"
<input type="checkbox"/> P <input type="checkbox"/> L <input type="checkbox"/> R 6"Wx11"D \$92 ea. Pair part: FRMASMB4741. Left: RIG137796. Right: RIG137797. HCPCS: K0040+E0951	

17.2. Set Legrest Extension Length

REQUIRED with center mounts and matching left and right rigging configurations. Part number is PTOINDV plus number following # below.

1a. Centermount Extension Length

8.5" L (#3681)	9.5" L (#3683)	10.5" L (#3685)	11.5" L (#3687)	12.5" L (#3689)	13.5" L (#3691)	14.5" L (#3693)	15.5" L (#3695)	16.5" L (#3697)	17.5" L (#3699)	18.5" L (#3701)
9" L (#3682)	10" L (#3684)	11" L (#3686)	12" L (#3688)	13" L (#3690)	14" L (#3692)	15" L (#3694)	16" L (#3696)	17" L (#3698)	18" L (#3700)	19" L (#3702)

Legrests section continued on following page.

17. LEGRESTS CONTINUED

1b. Front Rigging Extension Length

Non-matching or individual legrest configurations lengths are not set by the manufacturer. See previous section for center mount extension lengths.

8.5" L (#3473)	9.5" L (#3475)	10.5" L (#3477)	11.5" L (#3479)	12.5" L (#3481)	13.5" L (#3483)	14.5" L (#3485)	15.5" L (#3487)	16.5" L (#3489)	17.5" L (#3491)	18.5" L (#3493)	19.5" L (#3495)
9" L (#3474)	10" L (#3476)	11" L (#3478)	12" L (#3480)	13" L (#3482)	14" L (#3484)	15" L (#3486)	16" L (#3488)	17" L (#3490)	18" L (#3492)	19" L (#3494)	

18. TRU BALANCE 3 POWER POSITIONING ELECTRONICS

REQUIRED with power seating or legrest options.

18.1a. Actuator Control through Joystick

1. Actuator Control Selection

Single Actuator Through Controller and \$2,206 Interface Part: XRF000335. HCPCS: E2310	Multiple Actuator Through Controller and \$3,101 Interface Part: XRF000336. HCPCS: E2311
Single Actuator Through Controller.....\$3,101 Interface (AAM) Part: XRF000068. HCPCS: E2310	

Optional Switch Control

Not available with AM1 electronics. Switch will be mounted to same side of joystick.

4-Function Push Button Part: CTL123218 See section 19.2 for switch mounting.	4-Way Toggle Part: ELEASMB5925	4-Way Button Toggle Part: ELEASMB5926
--	-----------------------------------	--



3. User Controls Side Selection

Required with 4-Way Toggle and 4-Way Button Toggle.

Mount User Controls on Left Part: PTOINDV3996	Mount User Controls on Right Part: PTOINDV3997
--	---

18.1b. Actuator Control with iAccess Switch

Single Actuator Control Through Flat Button \$2,598 iAccess, Controller, and Interface Part: XRF000337. HCPCS: E2310	Single Actuator Control Through Toggle Button \$3,529 iAccess and Controller and Interface (AAM) Part: XRF000074. HCPCS: E2310
Single Actuator Control Through Toggle Button \$2,598 iAccess, Controller, and Interface Part: XRF000338. HCPCS: E2310	Multiple Actuator Control Through Flat Button \$3,529 iAccess, Controller, and Interface Part: XRF000339. HCPCS: E2311
Single Actuator Control Through Flat Button \$3,460 iAccess and Controller and Interface (AAM) Part: XRF000071. HCPCS: E2310	Multiple Actuator Control Through Toggle Button..... \$3,529 iAccess, Controller, and Interface Part: XRF000340. HCPCS: E2311

18.2. 4-Function Push Button/iAccess Mount

REQUIRED with 4-Function Push Button or iAccess options. Under arm mount is not available with TRU Balance 3 HD armrests.

Joystick Mount No Charge Part: MEC1907500	Attendant Mount \$27 Part: MEC1906564
Under Arm Mount, Flip-Back Armrest..... No Charge Part: MEC1906531	Under Arm Mount, Flip-Back Armrest, plus iAccess Guard \$27 Part: MEC2001400
Under Arm Mount, Tube Style Armrest No Charge Part: MEC1906530	Under Arm Mount, Tube Style Armrest, plus iAccess Guard \$27 Part: MEC2001401

1. Under Arm Mount Side Selection

Left Side Under Arm Mount Part: PTOINDV3678	Right Side Under Arm Mount Part: PTOINDV3679
--	---

18.3. Power Seating through Switches

Power seating through switches or soft key (mounting bracket included) is special order \$495 Part: PTOINDV3932
--

19. TRU BALANCE 3 ATTENDANT CONTROL

Optional. *Attendant control will be at no charge when ordered with Tilt and Recline, alternative drive controls, and a Q-Logic Display or SCIM module. Mounting bracket is included.

Attendant Control \$536 Part: XRF000078. HCPCS: E2331 Select this option if no charge option criteria is not met.	Attendant Control with Tilt, Recline, Alternative No Charge Controls and Q-Logic Display or SCIM Module Part: XRF000079
---	---

20. SEAT MOUNTED LED LIGHTS

Optional. Requires QLNES 10-Key, Q-Logic 3 Joystick for Full Light Package, or Q-Logic 3e Joystick.

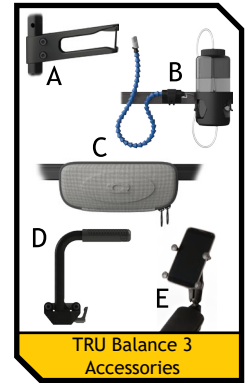
Seat Mounted, LED, Full Light Package \$1,045 Part: XRF000130 Not available with Base Mounted, LED, Full Light Package.

21. ACCESSORIES

Optional. Multiple accessories can be mounted along the various tracks but some interference may occur.

- TRU Balance 3 Cane/Crutch Holder \$107
Part: ACC152515. HCPCS: E2207
- Quantum Backpack \$171
Part: ACC1905853
- Grip Drink Holder (20085) \$15.50
Part: ACC152993
- TRU Balance 3 Hydration System (B) \$242
Part: ACC125010
- Transfer Handles (pair) (D)..... \$214
Part: XRF000396. HCPCS: E0705
Not available with Heavy Duty armrests.
- TRU Balance 3 Cup Holder No Charge
Part: ACC125003
For use with TRU Balance 3 (track style) armrests.
- Cup Holder (Tube-style Armrest)..... No Charge
Part: ACCASMB2634
For use with tube-style armrests.
- TRU Balance 3 Personal Item Hook \$70
Part: ACC125008
Not available with back cane option.
- TRU Balance 3 Reflector Kit \$54
Part: ACC124670
- TRU Balance 3 Backpack Holder (Pair) (A) \$70
Part: ACC147774
Not available with back cane option.
- TRU Balance 3 Front Mounted \$70
Cell Phone/ Media Holder, X-Grip (E)
Part: ACC155835
Not available with Heavy Duty armrests.
- TRU Balance 3 Rear View Mirror..... \$70
Part: ACC155833
Not available with Heavy Duty armrests.
- TRU Balance 3 Oxygen Holder \$214
Part: ACC125006. HCPCS: E2208
Includes accessory bar, a credit will be applied PTOIN-DV3769.

- TRU Balance 3 Clothing Guard (Pair) \$242
Part: ACC125007
Not available with Heavy Duty armrests.
- TRU Balance 3 Glove Box (C) \$161
Part: ACC125011
- Stealth Large Tablet Holder \$625.28
Part: ACC141818
Not available with Heavy Duty armrests.
- Compact Vent Tray \$1,494
Part: ACC133889. HCPCS: E1029
- Push Handles (pair)..... \$199
Part: ACC2005027
Not available with vent tray.
- Accessory Bar \$135
Part: XRF000128
Horizontal rail attached to rear of seat. Standard with the Trilogly vent tray and oxygen holder. Not available with back cane option.
- Large, Black, Weather Cover \$202
Part: ACCCOVR1021
- Flip-Back Armrest, Side Track Accessory Bracket ... \$11
Part: MEC1809178
Only available with flip-back, 8"-16" H armrests. This adds a 47mm channel to the side of the armrest to allow mounting of accessories with t-nuts.
- Privacy Bag \$43
Part: ACC1907570
- Personal Item Pouch \$86
Part: ACC2005723
- Depth Adjustable Vent Tray \$607
Part: ACC2302500. HCPCS: E1029
Includes accessory bar, a credit will be applied PTOIN-DV3769.
- Remote Stop Switch \$1,321
Part: XRF000379



Aftermarket Accessory Mounting Bracket

Select a quantity up to 5.

Aftermarket Accessory Mounting Bracket, Slotted \$54 ea.
Part: ACC2407046

Aftermarket Accessory Mounting Bracket, Non-slotted .. \$54 ea.
Part: ACC2405496

22. BRANCH PATCHES

Optional.

- Air Force Patch\$21
Part: ACC140240
- Army Patch\$21
Part: ACC140241
- Coast Guard Patch\$21
Part: ACC140239
- Marines Patch.....\$21
Part: ACC140243
- Navy Patch\$21
Part: ACC140244
- Purple Heart Patch\$21
Part: ACC140238



23. POSITIONING COMPONENTS

Optional. More options are available on the [Positioning Components Order Form](#).

23.1. Stealth Thoracic Laterals

Swing-away laterals may interfere with TRU Balance 3 armrests and 2-post, flip up armrests.

- Swing-away, UniLink, Redesign Back, pair (ULS4042000-Q).... \$664
Part: ST-ULS4042000-Q. HCPCS: E1034
Only available with Redesigned back assemblies.
- Swing-away, UniLink, 125° w/Track, pair (ULPK404108B00) ... \$664
Part: ST-ULPK404108B00-Q. HCPCS: E1034
Only available with Sport or TRU Comfort backs.
- Swing-away, UniLink, Back Cane, pair (ULPK404104B00) \$664
Part: ST-ULPK404104B00-Q. HCPCS: E1034
Only available with back cane and omit back configurations.
- Swing-away, UniLink, Q-Back 2, Left (ULPK404103L00) \$332
Part: ST-ULPK404103L00-Q. HCPCS: E1034
Only available with Active Contour Q-Backs.
- Swing-away, UniLink, Q-Back 2, Right (ULPK404103R00) \$332
Part: ST-ULPK404103R00-Q. HCPCS: E1034
Only available with Active Contour Q-Backs.

Positioning components section continued on following page.

23. POSITIONING COMPONENTS CONTINUED

2. Pads

Curved Pads, 3"x5", pair (TWBL-3X5)..... \$250 Part: INDPART2663. HCPCS: E0956	Flat Pads, 3"x5", pair (ULP846050320)..... \$250 Part: ST-ULP846050320-Q. HCPCS: E0956
Curved Pads, 4"x6", pair (TWBL-4X6)..... \$250 Part: INDPART2664. HCPCS: E0956	Flat Pads, 4"x6", pair (ULP835050320)..... \$250 Part: ST-ULP835050320-Q. HCPCS: E0956

3. Installation

Install Laterals Part: PTOINDV3499	Do Not Install Part: PTOINDV3500
---------------------------------------	-------------------------------------

23.2. Stealth Unilink Pelvic/Thigh Guide

1. UniLink Pelvic/Thigh Hardware

^ Please verify the appropriate billing code depending upon the placement of the support pad.

UniLink, 5" Height Adjustable & Removable Hardware \$265 ea. Part: ST-UTTP5-Q. HCPCS: E1028/E1034^	UniLink, 7" Height Adjustable & Removable Hardware \$276 ea. Part: ST-UTTP7-Q. HCPCS: E1028/E1034^
Flip Down with LEFT Full Surface Contact \$281 ea. Feature (TWBADD-L & LPHW407) Part: POS140428. HCPCS: E1028/E1034^	Flip Down with RIGHT Full Surface Contact..... \$281 ea. Feature (TWBADD-R & LPHW407) Part: POS140429. HCPCS: E1028/E1034^
UniLink Multi-Angle Thigh Guide, Left \$358.87 ea. Part: ST-UTT8A116O2-L-Q. HCPCS: E1028/E1034^	UniLink Multi-Angle Thigh Guide, Right..... \$358.87 ea. Part: ST-UTT8A116O2-R-Q. HCPCS: E1028/E1034^

2. UniLink Pelvic/Thigh Pads

^ Please verify the appropriate billing code to be used for this item with all third-party payors.

UniLink, 4" x 4" Pad \$106 ea. Part: ST-UTP544056100-Q. HCPCS: E0953/E0956	UniLink, 4" x 12" Pad \$106 ea. Part: ST-UTP54D056100-Q. HCPCS: E0953/E0956
UniLink, 4" x 8" Pad..... \$106 ea. Part: ST-UTP548056100-Q. HCPCS: E0953/E0956	



3. UniLink Pelvic/Thigh Additional Links

UniLink, 1.5" Link\$81 ea. Part: ST-UIL001150A000-Q	UniLink, 2" Link.....\$81 ea. Part: ST-UIL001200A000-Q
--	---

4. UniLink Pelvic/Thigh Guide Installation

Install on Left Part: PTOINDV3585	Install on Right Part: PTOINDV3586	Do Not Install Part: PTOINDV3719
--------------------------------------	---------------------------------------	-------------------------------------

23.3. Stealth Positioning Chest Harness

Upper Classic, Medium (IFPS1103) \$154 ea. Part: ST-IFPS1103-Q. HCPCS: E0960	Upper Contour, Medium (IFPS2103)..... \$154 ea. Part: ST-IFPS2103-Q. HCPCS: E0960
Upper Classic, Large (IFPS1104) \$154 ea. Part: ST-IFPS1104-Q. HCPCS: E0960	Upper Contour, Large (IFPS2104) \$154 ea. Part: ST-IFPS2104-Q. HCPCS: E0960



23.4. Stealth Positioning Chest Straps

Chest Strap, Medium w/ Belt Anchor\$97 ea. (IFCS4113) Part: ST-IFCS4113-Q. HCPCS: E0960	Chest Strap, Large w/ Belt Anchor\$97 ea. (IFCS4114) Part: ST-IFCS4114-Q. HCPCS: E0960
---	--



23.5. Stealth Swing-Away Headrest Mounts

These swing-away headrest mounts are only available with the Stealth Comfort Series headrests.


1. Facial Lateral Hardware

UniLink Facial Lateral, Swing Away, Right..... \$318 Part: ST-SAR2A-R-Q. HCPCS: E1028	UniLink Facial Lateral, Dual Swing Away\$492 2 Upper & 1 Lower Left Part: ST-SAR4A-DBU-LL-Q. HCPCS: E1028
UniLink Facial Lateral, Swing Away, Left \$318 Part: ST-SAR2A-L-Q. HCPCS: E1028	UniLink Facial Lateral, Dual Swing Away\$434 2 Upper Part: ST-SAR4A-DBU-Q. HCPCS: E1028
UniLink Facial Lateral, Dual Swing Away\$492 2 Upper & 1 Lower Right Part: ST-SAR4A-DBU-RL-Q. HCPCS: E1028	



2. Facial Lateral Pads and Accessories

Egg Switch Mount (ESM) (A)\$57 ea. Part: INDPART2815	Swing-Away Joystick Mount, 18" Rod (C) \$276 ea. Part: ST-SUS18-Q
Facial Pad, 4".5x2", Cool Core (900M-Q)\$61 ea. Part: ST-900M-Q. HCPCS: K0108	Allows mounting of facial pads and attaches to the headrest
Facial Pad, 6"x2", Cool Core (920M-Q).....\$61 ea. Part: ST-920M-Q. HCPCS: K0108	



Positioning components section continued on following page.

23. POSITIONING COMPONENTS CONTINUED

23.6. Stealth Elbow Support


1. Elbow Support Bracket

Left, Swing-Away, Elbow Support \$199 ea.
Bracket Tube Style Arms (ARMS-ES-L)
Part: POS124064. HCPCS: E1028

Right, Swing-Away, Elbow Support \$199 ea.
Bracket Tube Style Arms (ARMS-ES-R)
Part: POS124066. HCPCS: E1028

Left, UniLink, Fixed, Elbow Support Bracket \$211
for Flip-Back, 8"-16"H Armrests (UETB4021FL-Q)
Part: ST-UETB4021FL-Q

Right, UniLink, Fixed, Elbow Support Bracket \$211
for Flip-Back, 8"-16"H Armrests (UETB4021FR-Q)
Part: ST-UETB4021FR-Q



2. Elbow Support Pad

3"Wx3"H Elbow Pad (ARMS-ES-3X3) \$57 ea.
Part: POS124065. HCPCS: K0108

4"Wx4"H Elbow Pad (ARMS-ES-4X4) \$57 ea.
Part: POS124067. HCPCS: K0108

23.7. Stealth Arm Stop

1. Arm Stop Hardware and Pad

Stealth Arm Stop \$351 ea.
Part: ST-ASF6X2C-S-Q

2. Arm Stop Location

Mount Left On Inside
Part: PTOINDV3936

Mount Right On Inside
Part: PTOINDV3937

Mount Left On Outside
Part: PTOINDV3938

Mount Right On Outside
Part: PTOINDV3939

23.8. Stealth Foot Boxes

Stealth Small Foot Boxes, 5"Wx8"Dx7"H \$539
(SPLE107) (pair)
Part: INDPART2786. HCPCS: E0954

Stealth Large Foot Boxes, 7"Wx12"Dx11"H \$539
(SPLE109) (pair)
Part: INDPART2788. HCPCS: E0954

Stealth Medium Foot Boxes, 6"Wx10"Dx9"H \$539
(SPLE108) (pair)
Part: INDPART2787. HCPCS: E0954

23.9. Stealth Positioning Shoe Holder

Small Shoe Holder, 3/4" Webbing (IFSH4211) \$87 ea.
Part: ST-IFSH4211-Q. HCPCS: E0951+E0952

Large Shoe Holder, 3/4" Webbing (IFSH4213) \$87 ea.
Part: ST-IFSH4213-Q. HCPCS: E0951+E0952

Medium Shoe Holder, 3/4" Webbing (IFSH4212) \$87 ea.
Part: ST-IFSH4212-Q. HCPCS: E0951+E0952

24. LAP TRAY

24.1. Quantum Lap Tray

Mounting bracket is required with lap tray selection. These trays are compatible with Flip-Back armrests.

1a. Black Lap Tray

Black Lap Tray, 11" W \$204
Part: MEC1905328-11B. HCPCS: E0950
For use with 12"-13" back width.

Black Lap Tray, 17" W \$204
Part: MEC1905328-17B. HCPCS: E0950
For use with 18"-19" back width.

Black Lap Tray, 13" W \$204
Part: MEC1905328-13B. HCPCS: E0950
For use with 14"-15" back width.

Black Lap Tray, 19" W \$204
Part: MEC1905328-19B. HCPCS: E0950
For use with 20"-22" back width.

Black Lap Tray, 15" W \$204
Part: MEC1905328-15B. HCPCS: E0950
For use with 16"-17" back width.

1b. Clear Lap Tray

Clear Lap Tray, 11" W \$204
Part: MEC1905328-11C. HCPCS: E0950
For use with 12"-13" back width.

Clear Lap Tray, 17" W \$204
Part: MEC1905328-17C. HCPCS: E0950
For use with 18"-19" back width.

Clear Lap Tray, 13" W \$204
Part: MEC1905328-13C. HCPCS: E0950
For use with 14"-15" back width.

Clear Lap Tray, 19" W \$204
Part: MEC1905328-19C. HCPCS: E0950
For use with 20"-22" back width.

Clear Lap Tray, 15" W \$204
Part: MEC1905328-15C. HCPCS: E0950
For use with 16"-17" back width.

2. Mounting Hardware

Mounting Bracket, Chest Bar/Lap Tray \$77
Part: MEC2104886

Lap tray section continued on following page.

24. LAP TRAY CONTINUED

24.2. Simple Solutions Lap Tray

Mounting bracket is required with lap tray selection. See chart below for compatibility.

1. Lap Tray

Simple Solutions Small Tray with Cut Out \$309
Part: ST-SSLXS010001171-Q. HCPCS: E0950

Simple Solutions Large Tray with Cut Out..... \$309
Part: ST-SSLXL010001171-Q. HCPCS: E0950

Simple Solutions Medium Tray with Cut Out..... \$309
Part: ST-SSLXM010001171-Q. HCPCS: E0950

2. Mounting Hardware

Swing Away Mounting Hardware..... \$302
Part: ST-SSLXHD1000060-Q

Simple Solutions Lap Tray Armrest Compatibility	Width											
	10	11	12	13	14	16	17	18	19	20	21	22
Flip-Back	S	S	S	S	S	S	SM	ML	ML	ML	L	L
Flip-Back, Cane Mounted	S	S	S	S	S	SM	SM	ML	ML	L	L	
Drop-In, T-Arm	S	S	S	S	S	SM	SM	ML	ML	L	L	
Two-Post, Flip-Back	S	S	S	S	S	SM	SM	ML	ML	L	L	
Cantilever	S	S	S	S	S	M	M	ML	ML	L	L	
Q-Captain, Flip-Up						SM		ML		L		
Single Post/ Heavy Duty/ Bariatric	S	S	S	S	S	SM	SM	S	ML	ML	L	L

S:ST-SSLXS010001171-Q M:ST-SSLXM010001171-Q L:ST-SSLXL010001171-Q
 :Compatible :Armrest configuration may not hold tray position
 *Some armrests listed may not be available on this order form.

25. ALTERNATIVE CONTROLS AND ELECTRONICS

Optional. Select a type of specialty controls below. More options are available on the [Alternative Controls and Electronics order form](#).

25.1. Enhanced Display

Q-Logic 3 Enhanced Display Kit..... \$2,020
Part: CTL167726

Select a color option below. Includes enhanced display, flexible gooseneck and mounting bracket. Features: 3.5" LCD display; up to 5 profiles to control drive, seat, and auxiliary functions; Bluetooth connectivity for mobile devices and mouse emulation; integrated single switch scanner; IR controls.



Q-Logic 3 Enhanced Display Shroud

Required with Q-Logic 3 Enhanced Display selection above. Reference colors shown on page 2.

- | | | | |
|---|--|---|--|
| Black, Soft Touch Standard
Part: DGN137728 | Deep Purple \$64
Part: DGN137729-PPR5 | Electric Blue \$64
Part: DGN137729-PBU9 | Military Digital Camo \$64
Part: DGN137729-WCM7 |
| Red Corvette \$64
Part: DGN137729-PRD1 | Raspberry Beret..... \$64
Part: DGN137729-PPK4 | Blue Jean \$64
Part: DGN137729-PBU11 | Faded Glory \$64
Part: DGN137729-WFL2 |
| Back in Black..... \$64
Part: DGN137729-PBK1 | Pretty in Pink \$64
Part: DGN137729-PPK3 | Lemon Crush..... \$64
Part: DGN137729-PYL4 | |
| Night Train..... \$64
Part: DGN137729-PBK3 | Evolution Orange..... \$64
Part: DGN137729-POR7 | Green Machine \$64
Part: DGN137729-PGN11 | |
| Grey Street \$64
Part: DGN137729-PSL3 | Midnight Blue \$64
Part: DGN137729-PBU10 | Military Green \$64
Part: DGN137729-PGN8 | |

25.2. Q-Logic SCIM Module

Optional.

SCIM Module Kit for Q-Logic 3..... \$563
Part: CTL168055

Allows use of joystick display for specialty devices. Available with Q-Logic 3 Expandable Capacity Joystick selection above. Up to 5 profiles to control drive, seat, and auxiliary functions, excluding sip-n-puff and single switch functions. A switch is required to operate the input device attached to the SCIM module.



25.3. Q-Logic 3 SAJ

Q-Logic 3 EX SAJ..... \$857
Part: CTL143980

Must be used in conjunction with Enhanced Display or Q-Logic 3 Joystick..



Alternative controls and electronics section continued on following page.

25. ALTERNATIVE CONTROLS AND ELECTRONICS CONTINUED

25.4. Head Array

i-Drive 4.0 Bluetooth Tri-array Series, \$4,774
 3 Switch with Egg Switch
 Part: ST-IDHBT200-U-Q. HCPCS: E2330

Adult, Curved, i-Drive Tri-Array with \$4,774
 Mounting Hardware
 Part: ST-IDHBT400-U-Q. HCPCS: E2330

i-Drive 4.0 Bluetooth Pro Series, \$4,825
 3 Switch with Egg Switch
 Part: ST-IDHBT300-U-Q. HCPCS: E2330

Junior, Curved, i-Drive Tri-Array with \$4,774
 Mounting Hardware
 Part: ST-IDHBT450-U-Q. HCPCS: E2330



25.5. Sip and Puff Drive

1. Module

Sip and Puff Module for Q-Logic 3 \$2,030
 Part: CTL168056. HCPCS: E2325
 Includes module and mounting hardware.



2. Straw and Mount

The straw and mount do not include electrical components to operate the Sip&Puff with a head array. This component requires the selection of a Q-Logic Sip&Puff module or additional module from Stealth Products for operation.

Stealth Sip and Puff for Comfort Series, \$318
 Left (SP625M-CL)
 Part: ST-SP625M-CL-Q. HCPCS: E2326
 Includes straw and mounting hardware. Use with Stealth Comfort Plus headrests.

Stealth Sip and Puff for Stealth i-Drive, \$318
 Head Array (SP625M-U)
 Part: ST-SP625M-U-Q. HCPCS: E2326
 Includes straw and mounting hardware. Use with Stealth i-Drive Head Arrays.

Stealth Sip and Puff for Comfort Series, \$318
 Right (SP625M-CR)
 Part: ST-SP625M-CR-Q. HCPCS: E2326
 Includes straw and mounting hardware. Use with Stealth Comfort Plus headrests.



3. Sip & Puff Accessories

Sip & Puff Straws, 12 pack (SP625-S12) \$35
 Part: ST-SP625-S12-Q

25.6. Egg Switches

Red Egg Switch (ESRED) \$95
 Part: SWTMCRO1077

Green Egg Switch (ESGRN) \$95
 Part: SWTMCRO1078

Blue Egg Switch (ESBLU) \$95
 Part: SWTMCRO1079

Yellow Egg Switch (ESYEL) \$95
 Part: SWTMCRO1080

Black Egg Switch (ESBLK) \$95
 Part: SWTMCRO1081



25.7. Switch Adapter

2 to 1 Switch Adapter \$20
 Part: ELE2501711
 Connects 2 single switches to a stereo jack to act as a dual switch.

25.8. Environmental Controls

Q-Logic 3 ECU Module Kit \$2,570
 Part: CTL168057