



## J6 Order Form with Synergy® Seating

Account Number: \_\_\_\_\_ Date: \_\_\_\_\_  
 Provider Name: \_\_\_\_\_  
 Contact: \_\_\_\_\_  
 Phone: \_\_\_\_\_ Fax: \_\_\_\_\_  
 Email: \_\_\_\_\_  
 PO Number: \_\_\_\_\_  
 Quote Name/Marked for: \_\_\_\_\_  
 Ship to Address: \_\_\_\_\_  
 City: \_\_\_\_\_ State: \_\_\_\_\_ Zip: \_\_\_\_\_



### INTRODUCTION

This form is interactive when viewed with [Adobe Acrobat Reader](#) and may not function correctly if opened with applications other than Acrobat. Complete the form by placing checks in the desired boxes and provide information in the interactive fields. Buttons shown at the bottom of the form may be utilized to print or submit the order form through a desktop email application. To email via a web-based application, please 'Save As' and attach the PDF to your email.

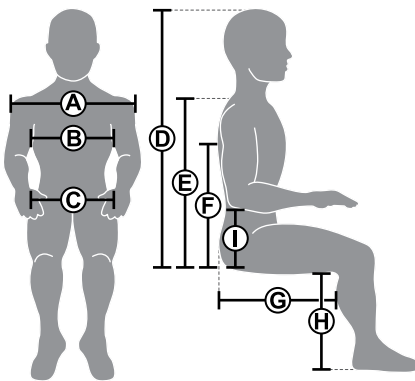
This order form contains a large variety of options to fulfill various patient needs. Descriptions and section notes, such as optional or required, are included to help you complete your order. Please contact Quantum Sales at 866-800-2002 if assistance is needed. Send the completed order form by fax (866-707-3422) or email ([quantumorders@pridemobility.com](mailto:quantumorders@pridemobility.com)). Incomplete forms may delay the quote or order. Customer service will contact you if the order is incomplete or if there are compatibility issues. If special order requests are needed, be sure that the Patient Information section is completed or include a completed [physical assessment form](#) with this order form.

HCPCS codes provided should not be considered as legal advice and do not guarantee reimbursement. DME providers are responsible for determining the appropriate billing codes when submitting for insurance reimbursement. Payer coding, coverage, and bundling guidelines may apply. All prices are MSRP. Prices, specifications, part numbers, and availability are subject to change without notice. Prices and part numbers as shown are only available when configured as a complete power chair. Please contact technical service for accurate parts ordering.

**Thank you for choosing Quantum!**

### PATIENT INFORMATION

Weight: \_\_\_\_\_ Height: \_\_\_\_\_ A. Shoulder Width: \_\_\_\_\_ D. Max Sitting Height: \_\_\_\_\_ G. Thigh Depth: \_\_\_\_\_  
 B. Chest Width: \_\_\_\_\_ E. Shoulder Height: \_\_\_\_\_ H. Lower Leg Length: \_\_\_\_\_  
 C. Hip Width: \_\_\_\_\_ F. Axilla Height: \_\_\_\_\_ I. Elbow Height: \_\_\_\_\_








### 1. BASE MODEL

**REQUIRED.** Select a group 2 power base. 300 lb. weight capacity. Includes 5 amp off board charger. Dimensions of base without legrests: 23.19"W x 34.74"L.

J6 2S-SS ..... \$6,709  
 Part: J6 2S-SS. HCPCS: K0822  
 Solid seat pan standard.

**2. BASE COLOR**

**REQUIRED.** Select one shroud color. Colors shown here may differ from actual product depending on monitor/printer calibration used.

- |  |   |   |
|--|---|---|
|  Red Corvette<br>Part: SHDASMB4630      |  Back in Black<br>Part: SHDASMB4632      |  Evolution Orange<br>Part: DGN1903758-POR7 |
|  Electric Blue<br>Part: DGN1903758-PBU9 |  Pretty in Pink<br>Part: DGN1903758-PPK3 |   |

**3. DRIVE WHEELS**

**REQUIRED.** Select a type of drive wheels.

- |  |   |
|--|---|
| 10" Flat Free Black Tires ..... Standard<br>Part: WHL140393 x2 qty | 10" Pneumatic Black Tires ..... No Charge<br>Part: WHL140390 x2 qty |
|--|---|

**4. BATTERIES**

**Optional.** The powerchair requires 2 batteries and will be installed if ordered.

- |  |
|--|
| U-1, Nano-Silica, Interceptor 2 Battery ..... \$186 ea.<br>Part: BAT2008430 x2 qty. HCPCS: E2365 |
|--|

**5. QUANTUM BACKUP CAMERA**

**Optional.** The backup camera may interfere with armrest mounted accessories such as media device holder.

- |  |
|--|
| Quantum Backup Camera .....\$368<br>Part: MEC1910365 |
|--|

**1. Optional Camera Mounting Bracket**

- |  |  |
|--|--|
| Backup Camera Headrest Bracket..... \$21<br>Part: MEC1910373<br>Works with .5" x .5" vertical supports only. | Backup Camera Track Mount Bracket ..... \$27<br>Part: MEC2104227 |
|--|--|

**2. Optional Display Mounting Bracket**

- |  |   |
|--|---|
| Backup Camera Q-Logic Joystick Mount Bracket ....\$105<br>Part: MEC2106123 | Backup Camera NE/NE+ Joystick Mount Bracket ....\$105<br>Part: MEC2106132 |
|--|---|



**6. ELECTRONICS**

**REQUIRED.** Other drive controls may be available by contacting customer service.

**6.1. Non-Expandable Controls**

Select a joystick below or omit selection if another controller type is desired. Non-expandable does not allow supplementary drive controllers.

- |   |  |
|---|--|
| NE 4-Key Joystick.....Standard<br>Part: CTLDC1554 | NE+ 6-Key Joystick ..... \$210<br>Part: XRF000001<br>Control up to 2 actuators through joystick. |
|---|--|



**7. JOYSTICK MOUNTING BRACKETS**

**REQUIRED.** Select a mount to be used with a joystick selected in previous section.


**7.1a. Fixed, In-line Joystick Bracket**

- |   |
|---|
| Fixed, In-line, Bracket ..... Standard<br>NE/NE+ Part: FRMASMB12744 |
|---|

**7.1b. Swing-Away (Retractable) Joystick Bracket**

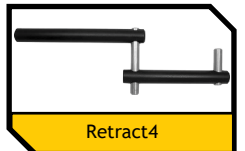
Allows the joystick to retract to the side of the armrest while maintaining the same joystick orientation.

- |   |
|---|
| Swing-away, NE/NE+..... \$319<br>Part: ACC1908437. HCPCS: E1032 |
|---|



**7.1c. Basic Swing Away Joystick Mount**

- |   |  |
|---|--|
| Basic Swing Away, NE/NE+, Left Side ..... \$245<br>Part: ACC2201047. HCPCS: E1032 | Basic Swing Away, NE/NE+, Right Side ..... \$245<br>Part: ACC2201048. HCPCS: E1032 |
|---|--|



**7.1d. Specialty Joystick Mounts**

Select a bracket and side to mount it.

- |   |  |
|---|--|
| Retract4 Mount..... \$368<br>Part: XRF000003. HCPCS: E1032<br>Full 180° of movement that translates into multi-position use, straight, right offset, left offset, or fold away. Joystick orientation varies as bracket is adjusted. | Multi-axis Mount ..... \$126<br>Part: XRF000004<br>Allows height adjustment of joystick. |
|---|--|



**7.2. Joystick Mount Location**

- |   |  |
|---|--|
| <input type="checkbox"/> Left Side Mount<br>Part: PTOINDV1225 | <input type="checkbox"/> Right Side Mount<br>Part: PTOINDV1226 |
|---|--|

**8. JOYSTICK HANDLES**

**Optional.** The NE/NE Plus Joysticks are standard with a carrot handle (See A in image). The optional handle will be mounted to the joystick and the standard handle will be shipped with the unit.

- |  |  |
|--|--|
| Mushroom Handle (B) ..... \$90<br>Part: ACCASMB1860. HCPCS: E2323                    | Soft Ball Handle (F) ..... \$80<br>Part: ACCASMB1856. HCPCS: E2323           |
| Chin Cup (C) ..... \$90<br>Part: ACCASMB1861. HCPCS: E2323 (E2324 when chin control) | Extended I-Handle (G) ..... \$90<br>Part: ACCASMB1857. HCPCS: E2323          |
| T-Bar (D) ..... \$126<br>Part: ACCASMB1858. HCPCS: E2323                             | Bodypoint 3" Goal Post Handle ..... \$104<br>Part: PLSKNCP1057. HCPCS: E2323 |
| Medium Ball Handle (E) ..... \$69<br>Part: ACCASMB1859. HCPCS: E2323                 | Bodypoint 4" Goal Post Handle ..... \$104<br>Part: PLSKNCP1058. HCPCS: E2323 |



**9. SYNERGY SEATING SYSTEM**

Widths, depths, and heights are available in 1" increments in the noted ranges. Maximum seat size 20"W x 20"D.

**9.1. Synergy Frame Selection**

Synergy Seating Frame ..... \$456  
Part: PTOINDV2995

**9.2. Seat Width**

**REQUIRED.** Part number is SETWDTH plus number following # below.

10" W (#1000)	11" W (#1001)	12" W (#1002)	13" W (#1003)	14" W (#1004)	15" W (#1005)	16" W (#1006)	17" W (#1007)	18" W (#1008)	19" W (#1009)	20" W (#1010)
------------------	------------------	------------------	------------------	------------------	------------------	------------------	------------------	------------------	------------------	------------------

**9.3. Seat Width Package**

**REQUIRED.**

10"-14" Width Part: FRMASMB18011	14"-18" Width Part: FRMASMB18012	16"-20" Width Part: FRMASMB18013
-------------------------------------	-------------------------------------	-------------------------------------

**9.4. Seat Depth**

**REQUIRED.** Part number is SETDPTH plus number following # below.

10" D (#1000)	11" D (#1001)	12" D (#1002)	13" D (#1003)	14" D (#1004)	15" D (#1005)	16" D (#1006)	17" D (#1007)	18" D (#1008)	19" D (#1009)	20" D (#1010)
------------------	------------------	------------------	------------------	------------------	------------------	------------------	------------------	------------------	------------------	------------------

**9.5. Seat Depth Package**

**REQUIRED.**

10"-14" Depth Package Part: FRMASMB6981	14"-18" Depth Package Part: FRMASMB6982	15"-20" Depth Package Part: FRMASMB7732
--	--	--

Med	High
Synergy Seat	
16.5"	16.5"
Seat to Floor Height	

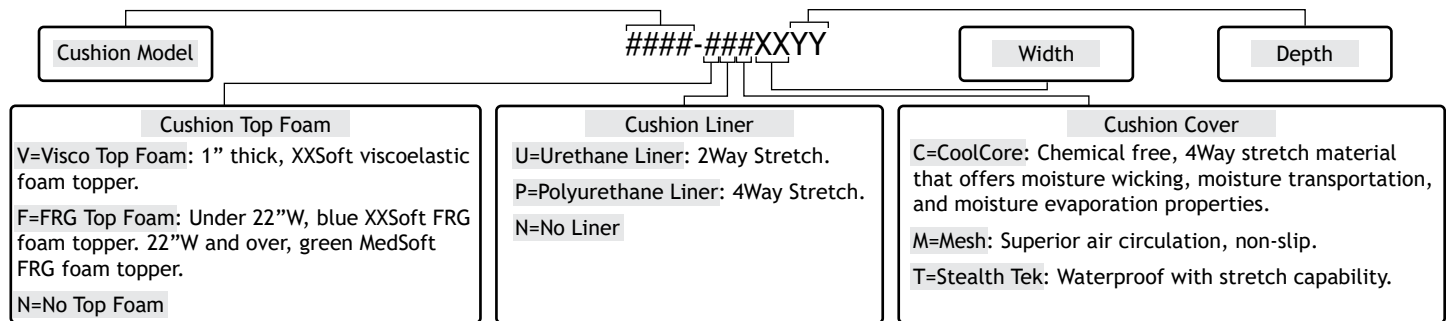
**9.6. Seat to Floor Height**

**REQUIRED.**

Middle Seat to Floor Part: PTOINDV3559	Highest Seat to Floor Part: PTOINDV3560
---	--

**9.7. Stealth Seat Cushion**

**Optional.** Specific cushion/component sizes available, part numbers, weight capacities, MSRP, HCPCS code, and special order cushions will be found on the respective complete [Stealth Cushion Order Forms](#). Part numbers in this section are for reference only. This section allows a quick selection of a single cushion that matches the seat pan width and depth to alleviate listing all part numbers and codes on this power base form. The complete cushion part number and MSRP is a product of the cushion model, top foam, liner, cover, width, and depth as shown below. Reference the subsequent chart for available top foam, liner, and cover options for each cushion type. See specific cushion order form for all sizes, top foam, liners, covers, parts numbers, and MSRP.



Synergy seating section continued on following pages.

**9. SYNERGY SEATING SYSTEM CONTINUED**

**1. Cushion Type**

**TRU-Comfort 2 SPP**  
 Reference part: XRF000116. [See cushion order form.](#)  
 Part series: TC2-###XXYY. MSRP: \$441-\$651. HCPCS: E2607/E2608

**Essence SPP**  
 Reference part: XRF000118. [See cushion order form.](#)  
 Part series: ESS-###XXYY. MSRP: \$414-\$630. HCPCS: E2607/E2608

**Solution SPP**  
 Reference part: XRF000113. [See cushion order form.](#)  
 Part series: SOL-###XXYY. MSRP: \$414-\$533. HCPCS: E2607/E2608

**Spectrum Foam SPP**  
 Reference part: XRF000112. [See cushion order form.](#)  
 Part series: SPCF-###XXYY. MSRP: \$507-\$709. HCPCS: E2607/E2608

**Spectrum Gel SPP**  
 Reference part: XRF000117. [See cushion order form.](#)  
 Part series: SPCG-###XXYY. MSRP: \$507-\$602. HCPCS: E2607/E2608

**Premiere P**  
 Reference part: XRF000122. [See cushion order form.](#)  
 Part series: PREM-###XXYY. MSRP: \$358-\$603. HCPCS: E2605/E2606

**Glacial SP**  
 Reference part: XRF000114. [See cushion order form.](#)  
 Part series: GLA-###XXYY. MSRP: \$364-\$564. HCPCS: E2603/E2604

**Zen SP**  
 Reference part: XRF000115. [See cushion order form.](#)  
 Part series: ZEN-###XXYY. MSRP: \$348-\$547. HCPCS: E2603/E2604

**Simplicity G**  
 Reference part: XRF000111. [See cushion order form.](#)  
 Part series: SIM-###XXYY. MSRP: \$122-\$182. HCPCS: E2601/E2602

**2. Essence Cushion Wedge Kit**

Only available with Essence cushion selection above.

Small Wedge Positioning Kit .....\$39 Part: POP1909006-S 14"W and smaller	Medium Wedge Positioning Kit.....\$72 Part: POP1909006-M 14"W and smaller	Large Wedge Positioning Kit..... \$105 Part: POP1909006-L 14"W and smaller
Small Wedge Positioning Kit .....\$39 Part: POP1712340-S 15"W and larger	Medium Wedge Positioning Kit.....\$72 Part: POP1712340-M 15"W and larger	Large Wedge Positioning Kit..... \$105 Part: POP1712340-L 15"W and larger

**3. Cushion Top Foam**

Visco Top Foam Reference part: XRF000380	No Top Foam Reference part: XRF000382
FRG Top Foam Reference part: XRF000381	

**4. Cushion Liner**

Stealth Urethane Liner Reference part: XRF000383	No Liner Reference part: XRF000385
Stealth Polyurethane Liner Reference part: XRF000384	

**5. Cushion Cover**

CoolCore Cover Reference part: XRF000386	Stealth Tek Cover Reference part: XRF000388
Mesh Cover Reference part: XRF000387	

	None	Visco/V.Elastic	FRG	None	Urethane	Polyurethane	CoolCore	Mesh	Stealth Tek
	Top Foam			Liner			Cover		
TRU-Comfort 2	-	✓	-	✓	-	✓	✓	-	-
Essence	-	✓	-	✓	-	✓	✓	✓	-
Solution	-	✓	-	-	✓	✓	✓	✓	✓
Spectrum Foam	-	✓	✓	-	✓	✓	✓	✓	✓
Spectrum Gel	-	✓	✓	-	✓	✓	✓	✓	✓
Premiere	-	✓	✓	✓	✓	✓	✓	-	-
Glacial	✓	-	-	✓	✓	✓	✓	✓	✓
Zen	-	✓	✓	✓	✓	✓	✓	✓	✓
Simplicity	✓	-	-	✓	-	-	-	-	✓

**6. Optional Base Insert**

Option selection available with Glacial, Premiere, Simplicity, Solution, Spectrum Foam, Spectrum Gel, and Zen cushions.

ABS Flat Rigidizer  
 Reference part: XRF000389  
 MSRP: \$48-\$69

**7. Additional Cushion Liner**

Up to 5 may be selected below. See respective cushion order form for MSRP and part numbers.

Additional Stealth Urethane Liner Reference Part: XRF000390 QTY _____	Additional Stealth Polyurethane Liner Reference Part: XRF000391 QTY _____
---	---

**8. Additional Cushion Cover**

Up to 5 may be selected below. See respective cushion order form for MSRP and part numbers.

Additional CoolCore Cover Reference Part: XRF000392 QTY _____	Additional Stealth Tek Cover Reference Part: XRF000394 QTY _____
Additional Mesh Cover Reference Part: XRF000393 QTY _____	

Synergy seating section continued on following pages.

**9. SYNERGY SEATING SYSTEM CONTINUED**

**9.8. Synergy Seating Back Cane Selection**

**REQUIRED.**

- Synergy Back Cane ..... No Charge  
Part: FRMASMB15845
- TRU-Comfort Back Canes ..... No Charge  
Part: XRF000133
- Flip Forward Back Cane ..... \$184  
Part: FRMASMB15846  
Not available with a vent tray, oxygen holder, or cane mounted and cantilever armrests.
- 2" Mesomorph (1" per side) Back Cane ..... \$205  
Part: FRMASMB12067
- 2" Endomorph (1" per side) Back Cane ..... \$205  
Part: FRMASMB12115
- 4" Endomorph (2" per side) Back Cane ..... \$205  
Part: FRMASMB12139
- Manual Recline Back ..... \$788  
Part: FRMASMB12910. HCPCS: E1226  
Select an overall back height. Back canes will be 22" H. Not available with flip back armrests, cantilever armrests, TRU-Comfort Back, rear accessories, power elevating seat, or articulating foot platform. Pivot point is 2.5" above the seat pan.

**9.9. Synergy Seating Back Cane Height**

**REQUIRED with Synergy seating EXCEPT if a TRU-Comfort back is desired.** 16" and 17" back canes are not available with a Synergy Back and cane mounted, flip up armrests. 14" and 15" back canes are not available without push handles.

- |                                      |                                      |                                      |                                      |
|--------------------------------------|--------------------------------------|--------------------------------------|--------------------------------------|
| 14" High Canes<br>Part: FRMASMB15832 | 17" High Canes<br>Part: FRMASMB15835 | 20" High Canes<br>Part: FRMASMB15838 | 23" High Canes<br>Part: FRMASMB15841 |
| 15" High Canes<br>Part: FRMASMB15833 | 18" High Canes<br>Part: FRMASMB15836 | 21" High Canes<br>Part: FRMASMB15839 | 24" High Canes<br>Part: FRMASMB15842 |
| 16" High Canes<br>Part: FRMASMB15834 | 19" High Canes<br>Part: FRMASMB15837 | 22" High Canes<br>Part: FRMASMB15840 | 25" High Canes<br>Part: FRMASMB15843 |

**9.10. Synergy Seating Back Cushion**

**REQUIRED.** Select one type of back.

**1a. Synergy Back Selection**

Back size is the product of seat width, back cane, and overall back height selections. See availability chart for sizes.

- Synergy Back ..... \$289  
Part: XRF000363

**1b. TRU-Comfort 4 Back Selection**

Back size is the product of seat width, back cane, and overall back height selections. See availability chart for sizes.

- TRU-Comfort 4 Back, Back Cane Option, 16" to 20" Width ..... \$744  
Part: TC4V10W21WBC. HCPCS: E2620
- TRU-Comfort 4 Back, Back Cane Option, 22" Width ..... \$855  
Part: TC4V22W32WBC. HCPCS: E2621

**1d. Omit Back Selection**

- Omit Back ..... No Charge  
Part: PTOINDV1287

**9.11. Synergy Seating Overall Back Height**

**REQUIRED.**

- |  |  |
|--|--|
| 15" Overall Back Height<br>Part: XRF000137 | 22" Overall Back Height<br>Part: XRF000144 |
| 16" Overall Back Height<br>Part: XRF000138 | 23" Overall Back Height<br>Part: XRF000145 |
| 17" Overall Back Height<br>Part: XRF000139 | 24" Overall Back Height<br>Part: XRF000146 |
| 18" Overall Back Height<br>Part: XRF000140 | 25" Overall Back Height<br>Part: XRF000147 |
| 19" Overall Back Height<br>Part: XRF000141 |  |
| 20" Overall Back Height<br>Part: XRF000142 |  |
| 21" Overall Back Height<br>Part: XRF000143 |  |

		Width									
		12"	14"	15"	16"	17"	18"	19"	20"	21"	22"
Overall Height	15"	S	S	-	-	-	-	-	-	-	-
	16"	S	S	-	-	-	-	-	-	-	TC
	17"	-	S	S	S	S	S	S	S	-	S TC
	18"	-	S	S	S	S	S	S	S	-	S TC
	19"	-	S	S	S	-	S	S	S	S	S TC
	20"	-	S	S	S	-	S TC	S	S	S	S TC
	21"	-	S	S	S	S	S TC	S	S	S	S TC
	22"	-	S	S	S TC	S TC	S TC	S	S TC	S	S TC
	23"	-	S	S	S TC	S TC	S	S	S TC	S	S TC
	24"	-	S	S	S	S	S TC	S	S TC	S	S
25"	-	S	S	S	S	S TC	S	S TC	S	S	

S Synergy   
 TC TRU-Comfort 4

**Synergy and TRU-Comfort Back Availability Chart**

**9.12. Synergy Armrests**

**REQUIRED.** Left (L) and right (R) boxes may be checked to configure different size arms within one section arm type.

**1a. Flip Back, Cane Mounted Armrests**

May interfere with swing-away laterals.

- |   |   |
|---|---|
| <input type="checkbox"/> <input type="checkbox"/> Full Length, Flip Back Armrests ..... \$63<br>L R Left part: FRMASMB7038. Right part: FRMASMB7039 | <input type="checkbox"/> <input type="checkbox"/> Desk Length, Flip Back Armrests ..... \$63<br>L R Left part: FRMASMB7040. Right part: FRMASMB7041 |
|---|---|

**1b. Two-Post, Flip Back, Height Adjustable, Removable Armrests**

Not available with a depth less than 16". Required with flip forward back and laptrays.

- |   |   |
|---|---|
| <input type="checkbox"/> <input type="checkbox"/> Full Length, Two-Post Armrests ..... \$158 ea.<br>L R Left part: XRF000051. Right part: XRF000052. HCPCS: E0973 | <input type="checkbox"/> <input type="checkbox"/> Desk Length, Two-Post Armrests ..... \$158 ea.<br>L R Left part: XRF000053. Right part: XRF000054. HCPCS: E0973 |
|---|---|

Synergy seating section continued on following pages.



**9. SYNERGY SEATING SYSTEM CONTINUED**

**1c. Single-Post, Heavy Duty, 8"-12" Height Adjustable, Removable Armrests**

- |   |   |
|---|---|
| <input type="checkbox"/> <input type="checkbox"/> Full Length, Heavy Duty Armrests, 8"-12" H .....\$90 ea.<br>Left Part: XRF000245. Right part: XRF000246. HCPCS: E0973 | <input type="checkbox"/> <input type="checkbox"/> Desk Length, Heavy Duty Armrests, 8"-12"H.....\$90 ea.<br>Left part: XRF000247. Right part: XRF000248. HCPCS: E0973 |
|---|---|

**1d. Single-Post, Heavy Duty, 10"-14" Height Adjustable, Removable Armrests**

- |  |   |
|--|---|
| <input type="checkbox"/> <input type="checkbox"/> Full Length, Heavy Duty Armrests, 10"-14"H.....\$90 ea.<br>Left Part: XRF000249. Right part: XRF000250. HCPCS: E0973 | <input type="checkbox"/> <input type="checkbox"/> Desk Length, Heavy Duty Armrests, 10"-14"H .....\$90 ea.<br>Left part: XRF000251. Right part: XRF000252. HCPCS: E0973 |
|--|---|

**1e. Pediatric, Removable, Height Adjustable Armrests**

Only available with desk length armpads.

- |  |  |
|--|--|
| <input type="checkbox"/> <input type="checkbox"/> Pediatric, Removable Armrests .....\$79 ea.<br>Left part: FRMASMB10608. Right part: FRMASMB10609. HCPCS: E0973 |  |
|--|--|

**1f. Height Adjustable, Cantilever Armrests**

Height adjustment from 11"-17" depends on cane height. Not available with flip forward back canes or cane clamp pushbar.

- |  |   |
|--|---|
| <input type="checkbox"/> <input type="checkbox"/> Full Length, Cantilever Armrests .....\$103 ea.<br>Left part: FRMASMB16188. Right part: FRMASMB16189 | <input type="checkbox"/> <input type="checkbox"/> Desk Length, Cantilever Armrests.....\$103 ea.<br>Left part: FRMASMB16190. Right part: FRMASMB16191 |
|--|---|

**1g. Single Post, Height Adjustable, Removable Armrests**

Height adjustment from 11"-17" in half-inch increments.

- |  |  |
|--|--|
| <input type="checkbox"/> <input type="checkbox"/> Full Length, Single Post Armrests .....\$79 ea.<br>Left part: FRMASMB8594. Right part: FRMASMB8595. HCPCS: E0973 | <input type="checkbox"/> <input type="checkbox"/> Desk Length, Single Post Armrests .....\$79 ea.<br>Left part: FRMASMB8592. Right part: FRMASMB8593. HCPCS: E0973 |
|--|--|

**1h. Drop-In, Height Adjustable Armrests (T-Arm)**

Includes flat armpads.

- |  |  |
|--|--|
| <input type="checkbox"/> <input type="checkbox"/> Full Length, Drop-In Armrests..... No Charge<br>Left part: ARM1803253. Right part: ARM156742 | <input type="checkbox"/> <input type="checkbox"/> Desk Length, Drop-In Armrests ..... No Charge<br>Left part: ARM1803254. Right part: ARM156743. |
|--|--|

**9.13. Synergy Armpads**

**REQUIRED with armrest selection above.** Waterfall armpads may cause interference with the seat back. Armpads are configured as pairs.

- |   |  |
|---|--|
| Straight Armpads..... Standard<br>Part: XRF000148<br><br>No Armpad Selection ..... No Charge<br>Part: PTOINDV1373 | Waterfall Armpads..... No Charge<br>Part: XRF000149<br>Not compatible with flip-back, cane mounted armrests. |
|---|--|

**9.14. Joystick Bracket Receiver**

**REQUIRED.**

- |  |  |
|--|--|
| Standard Fixed Receiver ..... Standard<br>Part: FRMASMB16062 | Stealth Height Adjustable Receiver..... \$236<br>Part: XRF000064. HCPCS: K0108 |
|--|--|

**10. HEADRESTS**

**Optional.** Select a headrest pad and bracket.

**10.1. Headrests, Comfort Plus with Cool Core**

**1. Headrest Pads**

- |  |  |
|--|--|
| Stealth 8" Comfort Plus, Cool Core (CP08CCFPM) .....\$179<br>Part: ST-CP08CCFPM-Q. HCPCS: E0955<br><br>Stealth 10" Comfort Plus, Cool Core (CP10CCFPM).....\$179<br>Part: ST-CP10CCFPM-Q. HCPCS: E0955 | Stealth 14" Comfort Plus, Cool Core (CP14CCFPM) .....\$179<br>Part: ST-CP14CCFPM-Q. HCPCS: E0955<br><br>Stealth 6", Comfort Plus, Cool Core (CP06CCFPM) .....\$179<br>Part: ST-CP06CCFPM-Q. HCPCS: E0955 |
|--|--|

**2. Headrest Brackets**

- |  |   |
|--|---|
| Comfort Plus Headrest Mounting Bracket, UniLink.....\$311<br>Part: ST-UHB2D33200-Q. HCPCS: E1033 | Multi-Axis Removable Headrest Bracket .....\$174<br>Part: ST-HMO475-17M-Q. HCPCS: E1033 |
|--|---|

**10.2. Flip-down Headrest Bracket**

- Stealth Flip-down Headrest Bracket (FDM350)..... \$170  
 Part: INDPART2219  
 The flip-down bracket is used with a headrest bracket above but will not be mounted to the chair due to permanent headrest post modification necessary to allow the headrest bracket to flip.

**10.3. Q Cam Lock**

**Optional.**

- Q Cam Lock.....\$50  
 Part: XRF000376

Q Cam Lock Availability (Overall height)	TRU-Comfort/Sport		Q-Back 2	
	Standard	\$50	Standard	\$50
Tilt/Static/Back Canes	14"-21"H	22"-29"H	19"-24"H	25"-26"H
Power Recline Back	19"-21"H	22"-32"H	22"-25"H	26"-29"H

**11. LAP BELTS**

**REQUIRED.** Select one lap belt below.

**11.1a. Standard Lap Belts**

- 38" Lap Belt Part: ACCBELT1006     50" Lap Belt Part: ACCBELT1000     60" Lap Belt Part: ACCBELT1002     70" Lap Belt Part: ACCBELT1003     80" Lap Belt Part: ACCBELT1004     90" Lap Belt Part: ACCBELT1001

**11.1b. Optional Lap Belts**

- Stealth Positioning 60" Single Pull, Push Button, Medium..... \$50  
(7.5") Padded, 1.5" Belt (IFPB5213)  
Part: ST-IFPB5213-Q
- Stealth Positioning 60" Single Pull, Push Button, Extra Large.... \$50  
Padded (11.5"), 2" Belt (IFPB5315)  
Part: ST-IFPB5315-Q
- Stealth Positioning 60" Single Pull, Push Button, Large ..... \$50  
Padded (9.5"), 2" Belt (IFPB5314)  
Part: ST-IFPB5314-Q

**12. Base Mounted Foot Platform**

**REQUIRED.** Select a foot platform option. May interfere with seat mounted legrests. Not available with center mount foot platforms.

- Base Mounted Foot Platform ..... Standard      Omit Base Mounted Foot Platform ..... No Charge  
Part: FRMASMB16077      Part: PTOINDV3674
- Bell Shaped, Base Mounted Foot Platform ..... \$247  
Part: RIGASMB7120041

**13. LEGRESTS**

**Optional.** All efforts will be made to accommodate legrest length selection, but minor changes may need to be made to meet shipping guidelines. Some adjustments may be needed upon receipt of the unit. Reference the section's compatibility matrix for legrest interference.

**13.1a. Basic Center Mount Foot Platform**

Select legrest length in following section.

Short	Medium	Long
8"-10"	10"-14"	14"-19"
Basic Center Mount Extension Range		

**1. Center Mount Foot Platform Type**

- Basic Center Mount..... No Charge  
Part: XRF000323

**2. Basic Center Mount Foot Platform Extension and Angle Adjustable Footplates**

See legrest length matrix for compatibility.

- Short Extension, 5"x9" Footplates ..... \$180      Long Extension, 5"x9" Footplates ..... \$180  
Part: XRF000332      Part: XRF000334
- Medium Extension, 5"x9" Footplates ..... \$180  
Part: XRF000333

**3. Basic Center Mount Calf Pads**

Calf pads are standard with a power articulating foot platform.

- Small Calf Pads, Basic Center Mount..... \$158  
Part: RIG2104369

**4. Basic Center Mount Additional Accessories**

- Basic Center Mount Footplate Connector ..... \$16  
Part: RIG2104240

**13.1b. Center Mount Foot Platform**

If power articulating foot platform is selected, be sure power legrest control has been selected in earlier section. Select legrest length in following section.

Medium	Long
11"-17"	14"-20"
Power AFP Extension Range	

**1. Center Mount Foot Platform Type**

- Power Articulating Foot Platform ..... \$3,145  
Part: PTOINDV3754. HCPCS: E1012

**2. Extension and Angle Adjustable Footplates**

See legrest length matrix for compatibility. Do not select with Basic Center Mount.

- Medium Extension, 5"x6" Footplates      Medium Extension, 5"x8" Footplates      Medium Extension, 5"x11" Footplates  
Part: RIG150206      Part: RIG2404016      Part: RIG2404018

**3a. Center Mount Calf Pads**

Calf pads are standard with a power articulating foot platform.

- Small Calf Pads, AFP Only, 6"Wx6"H (pair) ..... Standard      Large Calf Pads, AFP Only, 8" taper to 6"Wx8"H (pair) ..... Standard  
Part: RIGASMB7120018      Part: RIGASMB7120019

**3b. Center Mount Calf Panel**

Calf pads are standard with a power articulating foot platform.

- Small Calf Panel, 18"Wx8"H..... \$184      Large Calf Panel, 24"Wx8"H ..... \$237  
Part: FRMASMB7110012      Part: RIG123825  
Only available on widths of 20" or greater.

Legrests section continued on following pages.

**13. LEGRESTS CONTINUED**

**4. Center Mount Modular Footplate Extension Components**

Optional. Assembly required. May require seating configuration adjustments to avoid front caster interference.

2" Bell-Shaped Length Extension ..... \$69 Part: RIG152519 Only available with the 5x6 footplates.	Outside Edge ..... \$69 Part: RIG2404921 Available with 5"x8" footplates.
Width Extension for 8" ..... \$69 Part: RIG2404919	Front and Rear Cap ..... \$16 Part: RIG2404923 Available with 5"x8" footplates.
Width Extension for 11" ..... \$69 Part: RIG2404920	

**5. Center Mount Additional Accessories**

Small Foam Calf Pad Cover (pair) ..... \$67 Part: ST-CSCS0775-Q	Large Foam Panel Cover (pair) ..... \$282 Part: ST-CSCP0927-Q
Large Foam Calf Pad Cover (pair) ..... \$83 Part: ST-CSCS0985-Q	Footplate Connector ..... \$16 Part: RIGASMB7121023
Small Foam Panel Cover (pair) ..... \$176 Part: ST-CSCP0920-Q	

**6. Stealth Gel Footplate Covers**

5"x8" Tapered Gel Footplate Covers ..... \$222 Part: ST-FPG5008T-Q. HCPCS: K0108	5"x8" Tapered Gel Footplate Covers for Width Extension ..... \$247 Part: ST-AFPG5008E-Q. HCPCS: K0108
5"x11" Tapered Gel Footplate Covers ..... \$270 Part: ST-AFPG5011T-Q. HCPCS: K0108	5"x11" Tapered Gel Footplate Cover for Width Extension ..... \$270 Part: ST-AFPG5011E-Q. HCPCS: K0108

**13.1c. 60°-90° Swing-Away Legrests**

Select a legrest upper, a lower extension, and type of footplate. Pair (P), left (L), and right (R) configurations are selected by checking the appropriate boxes.

**1. 60°-90° Swing-Away Legrest Uppers**

Adjustable in 5° increments.

<input type="checkbox"/> <input type="checkbox"/> <input type="checkbox"/> 60°-90° Swing-Away Legrest, Static Seat ..... \$86 ea. Pair part: XRF000082. Left: XRF000083. Right: XRF000084 Not available with 11"-13" or 11"-16.5" lower extensions.	<input type="checkbox"/> <input type="checkbox"/> <input type="checkbox"/> 60°-90° Swing-Away Legrest, Short, Static Seat ..... \$86 ea. Pair part: XRF000085. Left: XRF000086. Right: XRF000087 For use only with 11"-13" or 11"-16.5" lower extensions.
---	---

**2. Lower Extension**

<input type="checkbox"/> <input type="checkbox"/> <input type="checkbox"/> 11"-13" Length Pair part: XRF000088. Left: XRF000089. Right: XRF000090.	<input type="checkbox"/> <input type="checkbox"/> <input type="checkbox"/> 13"-16.5" Length Pair part: XRF000094. Left: XRF000095. Right: XRF000096.
---	---

**3. Angle Adjustable Footplate(s)**

<sup>1</sup>The 6"x11" footplates may cause interference with seat widths less than 18". <sup>2</sup>The 8"x11" footplates may cause interference with seat widths less than 20".

<input type="checkbox"/> <input type="checkbox"/> <input type="checkbox"/> 5"Wx8"D Footplates with Heel Loops ..... \$90 ea. Pair part: FRMASMB4735. Left: RIG137791. Right: RIG137792 HCPCS: E0951	<input type="checkbox"/> <input type="checkbox"/> <input type="checkbox"/> 6"Wx11"D <sup>1</sup> Footplates with Heel Loops ..... \$90 ea. Pair part: FRMASMB4741. Left: RIG137796. Right: RIG137797 HCPCS: E0951
<input type="checkbox"/> <input type="checkbox"/> <input type="checkbox"/> 6"Wx8"D <sup>1</sup> Footplates with Heel Loops ..... \$90 ea. Pair part: FRMASMB4738. Left: RIG137793. Right: RIG137795 HCPCS: E0951	<input type="checkbox"/> <input type="checkbox"/> <input type="checkbox"/> 8"Wx11"D <sup>2</sup> Footplates with Heel Loops ..... \$90 ea. Pair part: FRMASMB4744. Left: RIG137798. Right: RIG137799 HCPCS: E0951

**13.1d. Elevating Legrests**

Select a legrest upper, a legrest extension, and type of footplate. Pair (P), left (L), and right (R) configurations are selected by checking the appropriate boxes. Select legrest length in following section.

**1. Elevating Legrests Upper**

<input type="checkbox"/> <input type="checkbox"/> <input type="checkbox"/> Elevating Legrest Assembly ..... \$171 ea. Pair part: FRMASMB6483. Left: RIG138012. Right: RIG138013. HCPCS: K0195 Select lower extension and footplates.
--

**2a. Lower Extension**

<input type="checkbox"/> <input type="checkbox"/> <input type="checkbox"/> 11"-14" Length Pair: FRMASMB4755. Left: RIG138026. Right: RIG138030 For reinforced only	<input type="checkbox"/> <input type="checkbox"/> <input type="checkbox"/> 14"-17" Length Pair: FRMASMB4756. Left: RIG138033. Right: RIG138035 For reinforced only
<input type="checkbox"/> <input type="checkbox"/> <input type="checkbox"/> 8.5"-12" HD Drop-Ins/12.5"-16.5" ELR, Ext Length Pair part: XRF000101. Left: XRF000102. Right: XRF000103 For angle adjustable only	<input type="checkbox"/> <input type="checkbox"/> <input type="checkbox"/> 13"-18" HD Drop-Ins/15.5"-19.5" ELR, Ext Length Pair part: XRF000104. Left: XRF000105. Right: XRF000106 For angle adjustable only

**2b. Residual Limb Support**

Do not select a footplate or accessory.

Left Residual Limb Support with Calf Pad ..... \$342 Part: FRMASMB5301. HCPCS: E1020	Right Residual Limb Support with Calf Pad ..... \$342 Part: FRMASMB5300. HCPCS: E1020
---	--

**3a. Reinforced Cast Footplate(s)**

<input type="checkbox"/> <input type="checkbox"/> <input type="checkbox"/> 7.25"Wx6"D Reinforced Footplate ..... Standard Pair part: FRMASMB4748. Left: RIG138055. Right: RIG138056	<input type="checkbox"/> <input type="checkbox"/> <input type="checkbox"/> 8.5"Wx6"D Reinforced Footplate ..... Standard Pair part: FRMASMB4747. Left: RIG138060. Right: RIG138062 May cause interference on seat widths less than 18."
--	---

Legrests section continued on following pages.



**13. LEGRESTS CONTINUED**

**3b. Angle Adjustable Footplate(s)**

<sup>1</sup>The 6"x11" footplates may cause interference with seat widths less than 18". <sup>2</sup>The 8"x11" footplates may cause interference with seat widths less than 20".

<table border="0"> <tr> <td style="text-align: center;">P</td><td style="text-align: center;">L</td><td style="text-align: center;">R</td> <td>5"Wx8"D Footplates with Heel Loops ..... \$90 ea. Pair part: FRMASMB4735. Left: RIG137791. Right: RIG137792 HCPCS: E0951</td> </tr> <tr> <td style="text-align: center;">P</td><td style="text-align: center;">L</td><td style="text-align: center;">R</td> <td>6"Wx8"D<sup>1</sup> Footplates with Heel Loops ..... \$90 ea. Pair part: FRMASMB4738. Left: RIG137793. Right: RIG137795 HCPCS: E0951</td> </tr> </table>	P	L	R	5"Wx8"D Footplates with Heel Loops ..... \$90 ea. Pair part: FRMASMB4735. Left: RIG137791. Right: RIG137792 HCPCS: E0951	P	L	R	6"Wx8"D <sup>1</sup> Footplates with Heel Loops ..... \$90 ea. Pair part: FRMASMB4738. Left: RIG137793. Right: RIG137795 HCPCS: E0951	<table border="0"> <tr> <td style="text-align: center;">P</td><td style="text-align: center;">L</td><td style="text-align: center;">R</td> <td>6"Wx11"D<sup>1</sup> Footplates with Heel Loops ..... \$90 ea. Pair part: FRMASMB4741. Left: RIG137796. Right: RIG137797 HCPCS: E0951</td> </tr> <tr> <td style="text-align: center;">P</td><td style="text-align: center;">L</td><td style="text-align: center;">R</td> <td>8"Wx11"D<sup>2</sup> Footplates with Heel Loops ..... \$90 ea. Pair part: FRMASMB4744. Left: RIG137798. Right: RIG137799 HCPCS: E0951</td> </tr> </table>	P	L	R	6"Wx11"D <sup>1</sup> Footplates with Heel Loops ..... \$90 ea. Pair part: FRMASMB4741. Left: RIG137796. Right: RIG137797 HCPCS: E0951	P	L	R	8"Wx11"D <sup>2</sup> Footplates with Heel Loops ..... \$90 ea. Pair part: FRMASMB4744. Left: RIG137798. Right: RIG137799 HCPCS: E0951
P	L	R	5"Wx8"D Footplates with Heel Loops ..... \$90 ea. Pair part: FRMASMB4735. Left: RIG137791. Right: RIG137792 HCPCS: E0951														
P	L	R	6"Wx8"D <sup>1</sup> Footplates with Heel Loops ..... \$90 ea. Pair part: FRMASMB4738. Left: RIG137793. Right: RIG137795 HCPCS: E0951														
P	L	R	6"Wx11"D <sup>1</sup> Footplates with Heel Loops ..... \$90 ea. Pair part: FRMASMB4741. Left: RIG137796. Right: RIG137797 HCPCS: E0951														
P	L	R	8"Wx11"D <sup>2</sup> Footplates with Heel Loops ..... \$90 ea. Pair part: FRMASMB4744. Left: RIG137798. Right: RIG137799 HCPCS: E0951														

**4. Elevating Legrest Accessories**

Falcon Gel Padded Knee Adductor Buttons (KBE) (pair) ..... \$131.25 Part: INDPART2242. HCPCS: E0953
--

**13.1e. Heavy Duty, Drop-In, Swing-Away Legrests**

Select a configuration, a legrest with extension, and type of footplate. Pair (P), left (L), and right (R) configurations are selected by checking the appropriate boxes.

**1. Drop-In Legrest Selection**

<table border="0"> <tr> <td style="text-align: center;">P</td><td style="text-align: center;">L</td><td style="text-align: center;">R</td> <td>70° HD Drop-in with 12"-14.5" ..... \$220.50 ea. Length Lower Extension Pair part: FRMASMB4762. Left: RIG137706. Right: RIG137707</td> </tr> </table>	P	L	R	70° HD Drop-in with 12"-14.5" ..... \$220.50 ea. Length Lower Extension Pair part: FRMASMB4762. Left: RIG137706. Right: RIG137707	<table border="0"> <tr> <td style="text-align: center;">P</td><td style="text-align: center;">L</td><td style="text-align: center;">R</td> <td>70° HD Drop-in with 14.5-18" ..... \$220.50 Length Lower Extension Pair part: FRMASMB4853. Left: RIG137708. Right: RIG137709</td> </tr> </table>	P	L	R	70° HD Drop-in with 14.5-18" ..... \$220.50 Length Lower Extension Pair part: FRMASMB4853. Left: RIG137708. Right: RIG137709
P	L	R	70° HD Drop-in with 12"-14.5" ..... \$220.50 ea. Length Lower Extension Pair part: FRMASMB4762. Left: RIG137706. Right: RIG137707						
P	L	R	70° HD Drop-in with 14.5-18" ..... \$220.50 Length Lower Extension Pair part: FRMASMB4853. Left: RIG137708. Right: RIG137709						

**2. Angle Adjustable Footplate(s) with Heel Loops**

<table border="0"> <tr> <td style="text-align: center;">P</td><td style="text-align: center;">L</td><td style="text-align: center;">R</td> <td>6"Wx8"D<sup>1</sup> ..... \$90 ea. Pair part: FRMASMB4738. Left: RIG137793. Right: RIG137795. HCPCS: E0951</td> </tr> <tr> <td style="text-align: center;">P</td><td style="text-align: center;">L</td><td style="text-align: center;">R</td> <td>6"Wx11"D<sup>1</sup> ..... \$90 ea. Pair part: FRMASMB4741. Left: RIG137796. Right: RIG137797. HCPCS: E0951 May cause interference on seat widths less than 18".</td> </tr> </table>	P	L	R	6"Wx8"D <sup>1</sup> ..... \$90 ea. Pair part: FRMASMB4738. Left: RIG137793. Right: RIG137795. HCPCS: E0951	P	L	R	6"Wx11"D <sup>1</sup> ..... \$90 ea. Pair part: FRMASMB4741. Left: RIG137796. Right: RIG137797. HCPCS: E0951 May cause interference on seat widths less than 18".	<table border="0"> <tr> <td style="text-align: center;">P</td><td style="text-align: center;">L</td><td style="text-align: center;">R</td> <td>8"Wx11"D<sup>2</sup> ..... \$90 ea. Pair part: FRMASMB4744. Left: RIG137798. Right: RIG137799. HCPCS: E0951 May cause interference on seat widths less than 20".</td> </tr> </table>	P	L	R	8"Wx11"D <sup>2</sup> ..... \$90 ea. Pair part: FRMASMB4744. Left: RIG137798. Right: RIG137799. HCPCS: E0951 May cause interference on seat widths less than 20".
P	L	R	6"Wx8"D <sup>1</sup> ..... \$90 ea. Pair part: FRMASMB4738. Left: RIG137793. Right: RIG137795. HCPCS: E0951										
P	L	R	6"Wx11"D <sup>1</sup> ..... \$90 ea. Pair part: FRMASMB4741. Left: RIG137796. Right: RIG137797. HCPCS: E0951 May cause interference on seat widths less than 18".										
P	L	R	8"Wx11"D <sup>2</sup> ..... \$90 ea. Pair part: FRMASMB4744. Left: RIG137798. Right: RIG137799. HCPCS: E0951 May cause interference on seat widths less than 20".										

**3. Accessories**

<table border="0"> <tr> <td style="text-align: center;">P</td><td style="text-align: center;">L</td><td style="text-align: center;">R</td> <td>Wheel Bumper(s) ..... \$19 ea. Pair part: WHLASMB1578. Left part: WHL169510. Right part: WHL169511</td> </tr> </table>	P	L	R	Wheel Bumper(s) ..... \$19 ea. Pair part: WHLASMB1578. Left part: WHL169510. Right part: WHL169511
P	L	R	Wheel Bumper(s) ..... \$19 ea. Pair part: WHLASMB1578. Left part: WHL169510. Right part: WHL169511	

**13.2. Legrest Accessories**

Heel Loops (pair) ..... \$53 Part: FRMASMB7873. HCPCS: E0951 Standard on angle adjustable and multi axis footplates when noted.	Wheel Bumper ..... \$19 ea. Part: XRF000100
---	--

**13.3 Set Legrest Extension Length**

**REQUIRED with center mounts and matching left and right rigging configurations. Part number is PTOINDV plus number following # below.**

**1a. Centermount Extension Length**

2" L (#3989)	5" L (#3992)	8" L (#3680)	9.5" L (#3683)	11" L (#3686)	12.5" L (#3689)	14" L (#3692)	15.5" L (#3695)	17" L (#3698)	18.5" L (#3701)
3" L (#3990)	6" L (#3993)	8.5" L (#3681)	10" L (#3684)	11.5" L (#3687)	13" L (#3690)	14.5" L (#3693)	16" L (#3696)	17.5" L (#3699)	19" L (#3702)
4" L (#3991)	7" L (#3994)	9" L (#3682)	10.5" L (#3685)	12" L (#3688)	13.5" L (#3691)	15" L (#3694)	16.5" L (#3697)	18" L (#3700)	

**1b. Front Rigging Extension Length**

Non-matching or individual legrest configurations lengths are not set by the manufacturer. See previous section for center mount extension lengths.

7" L (#3470)	8.5" L (#3473)	10" L (#3476)	11.5" L (#3479)	13" L (#3482)	14.5" L (#3485)	16" L (#3488)	17.5" L (#3491)	19" L (#3494)	20.5" L (#3497)	22" L (#3669)
7.5" L (#3471)	9" L (#3474)	10.5" L (#3477)	12" L (#3480)	13.5" L (#3483)	15" L (#3486)	16.5" L (#3489)	18" L (#3492)	19.5" L (#3495)	21" L (#3498)	22.5" L (#3670)
8" L (#3472)	9.5" L (#3475)	11" L (#3478)	12.5" L (#3481)	14" L (#3484)	15.5" L (#3487)	17" L (#3490)	18.5" L (#3493)	20" L (#3496)	21.5" L (#3600)	

**14. SYNERGY SEAT POWER AFP ELECTRONICS**

**REQUIRED with Power Articulating Foot Platform.**

<input type="checkbox"/> Single Actuator Through Controller Interface ..... \$2,163 Part: XRF000335. HCPCS: E2310
--

**15. ACCESSORIES**

**Optional.** Multiple accessories can be mounted along the various tracks but some interference may occur. Accessories may need to be installed by the provider.

Synergy Seat Cup Holder ..... No Charge Part: ACCASMB2634	Quantum Backpack ..... \$168 Part: ACC1905853
Oxygen Holder for Synergy Seat ..... \$158 Part: FRMASMB7030. HCPCS: E2208	Grip Lap Board (20005)..... \$38.95 Part: ACC152992
Walker Holder ..... \$109 Part: FRMASMB7031	Grip Drink Holder (20085) ..... \$15.50 Part: ACC152993
Cane/Crutch Holder ..... \$116 Part: FRMASMB4822. HCPCS: E2207	Accessory Bar ..... \$132 Part: XRF000128
Rear Basket ..... \$124 Part: FRMASMB4821	Large, Black, Weather Cover ..... \$202 Part: ACCCOVR1021
Flag Holder ..... \$55 Part: ACCASMB2415	Privacy Bag ..... \$42 Part: ACC20005723
Saddle Bag ..... \$40 Part: DWR1020D010	Personal Item Pouch ..... \$84 Part: ACC2101017
Stealth Cell Phone/Media Device Holder ..... \$215 Part: ACC7120006	Transfer Handle ..... \$105 ea. Part: MEC2205680 x2. HCPCS: E0705
Stealth Large Tablet Holder ..... \$625.28 Part: ST-URPKTAB0000-Q	Remote Stop Switch ..... \$1,295 Part: XRF000379

**Aftermarket Accessory Mounting Bracket**

Select a quantity up to 5.

Aftermarket Accessory Mounting Bracket, Slotted ..... \$53 ea. Part: ACC2407046	Aftermarket Accessory Mounting Bracket, Non-slotted .. \$53 ea. Part: ACC2405496
--	---

**16. BRANCH PATCHES**

**Optional.**

Air Force Patch ..... \$21 Part: ACC140240	Coast Guard Patch ..... \$21 Part: ACC140239	Navy Patch ..... \$21 Part: ACC140244
Army Patch ..... \$21 Part: ACC140241	Marines Patch ..... \$21 Part: ACC140243	Purple Heart Patch ..... \$21 Part: ACC140238



**17. POSITIONING COMPONENTS**

**Optional.** More options are available on the [Positioning Components Order Form](#).

**17.1. Stealth Thoracic Laterals**

Swing-away laterals may interfere with 2-post, flip up armrests. These laterals are not available with the back cane option.

**1. Bracket**

Swing-away, Rail Mounts, pair (TWBSTL) ..... \$562 Part: INDPART2896. HCPCS: E1032	Swing-away, UniLink, Back Cane, pair (ULPK404104B00) ..... \$664 Part: ST-ULPK404104B00-Q. HCPCS: E1032 Only available with back cane and omit back configurations.
Swing-away, UniLink, 125° w/Track, pair (ULPK404108B00) ... \$664 Part: ST-ULPK404108B00-Q. HCPCS: E1032 Only available with TRU Comfort backs.	

**2. Pads**

Curved Pads, 3"x5", pair (TWBL-3X5) ..... \$250 Part: INDPART2663. HCPCS: E0956	Curved Pads, 4"x6", pair (TWBL-4X6) ..... \$250 Part: INDPART2664. HCPCS: E0956
--	--

**3. Installation**

Install Laterals Part: PTOINDV3499	Do Not Install Part: PTOINDV3500
---------------------------------------	-------------------------------------

**4. Lateral Extensions**

**REQUIRED with Synergy Back and thoracic lateral selections.**

Lateral Extension for Synergy Back (pair) ..... \$29 ea. Part: XRF000150	
---	--

**17.2. Stealth Unilink Pelvic/Thigh Guide**

**1. UniLink Pelvic/Thigh Hardware**

^ Please verify the appropriate billing code depending upon the placement of the support pad.

UniLink Flip Down Hip/Thigh Support, Left ..... \$332 ea. Part: ST-UTS25100-L-Q. HCPCS: E1028/E1034^	UniLink Flip Down Hip/Thigh Support, Right ..... \$332 ea. Part: ST-UTS25100-R-Q. HCPCS: E1028/E1034^
Flip Down with LEFT Full Surface Contact ..... \$281 Feature (TWBADD-L & LPHW407) Part: POS140428. HCPCS: E1028/E1034^	Flip Down with RIGHT Full Surface Contact ..... \$281 Feature (TWBADD-R & LPHW407) Part: POS140429. HCPCS: E1028/E1034^
UniLink Multi-Angle Thigh Guide, Left ..... \$358.87 ea. Part: ST-UTT8A11602-L-Q. HCPCS: E1028/E1034^	UniLink Multi-Angle Thigh Guide, Right ..... \$358.87 ea. Part: ST-UTT8A11602-R-Q. HCPCS: E1028/E1034^

Positioning components section continued on following page.

**17. POSITIONING COMPONENTS CONTINUED**

**2. UniLink Pelvic/Thigh Pads**

^ Please verify the appropriate billing code to be used with all third-party payors.

UniLink, 4" x 4" Pad ..... \$106 ea. Part: ST-UTP544056100-Q. HCPCS: E0953/E0956^	UniLink, 4" x 12" Pad ..... \$106 ea. Part: ST-UTP54D056100-Q. HCPCS: E0953/E0956^
UniLink, 4" x 8" Pad..... \$106 ea. Part: ST-UTP548056100-Q. HCPCS: E0953/E0956^	

**3. UniLink Pelvic/Thigh Additional Links**

UniLink, 1.5" Link ..... \$81 ea. Part: ST-UIL001150A000-Q	UniLink, 2" Link..... \$81 ea. Part: ST-UIL001200A000-Q
---	--

**4. UniLink Pelvic/Thigh Guide Installation**

Install on Left Part: PTOINDV3585	Install on Right Part: PTOINDV3586	Do Not Install Part: PTOINDV3719
--------------------------------------	---------------------------------------	-------------------------------------

**17.4. Stealth Positioning Chest Harness**

Upper Classic, Medium (IFPS1103) ..... \$154 ea. Part: ST-IFPS1103-Q. HCPCS: E0960	Upper Contour, Medium (IFPS2103)..... \$154 ea. Part: ST-IFPS2103-Q. HCPCS: E0960
Upper Classic, Large (IFPS1104) ..... \$154 ea. Part: ST-IFPS1104-Q. HCPCS: E0960	Upper Contour, Large (IFPS2104) ..... \$154 ea. Part: ST-IFPS2104-Q. HCPCS: E0960



**17.5. Stealth Positioning Chest Straps**

Chest Strap, Medium w/ Belt Anchor .....\$97 ea. (IFCS4113) Part: ST-IFCS4113-Q. HCPCS: E0960	Chest Strap, Large w/ Belt Anchor .....\$97 ea. (IFCS4114) Part: ST-IFCS4114-Q. HCPCS: E0960
---	--



**17.6. Stealth Swing-Away Headrest Mounts**

These swing-away headrest mounts are only available with the Stealth Comfort Series headrests. Also select a facial pad(s) with the facial lateral(s).


**1. Facial Lateral Hardware**

UniLink Facial Lateral, Swing Away, Right..... \$318 Part: ST-SAR2A-R-Q. HCPCS: E1028	UniLink Facial Lateral, Dual Swing Away .....\$492 2 Upper & 1 Lower Left Part: ST-SAR4A-DBU-LL-Q. HCPCS: E1028
UniLink Facial Lateral, Swing Away, Left ..... \$318 Part: ST-SAR2A-L-Q. HCPCS: E1028	UniLink Facial Lateral, Dual Swing Away .....\$434 2 Upper Part: ST-SAR4A-DBU-Q. HCPCS: E1028



**2. Facial Lateral Pads and Accessories**

Egg Switch Mount (ESM) (A) .....\$57 ea. Part: INDPART2815	Swing-Away Joystick Mount,..... \$276 ea. 18" Rod (C) Part: ST-SUS18-Q Allows mounting of facial pads and attaches to the headrest
Facial Pad, 4".5x2", Cool Core (900M-Q) .....\$61 ea. Part: ST-900M-Q. HCPCS: K0108	
Facial Pad, 6"x2", Cool Core (920M-Q).....\$61 ea. Part: ST-920M-Q. HCPCS: K0108	



**17.7. Stealth Elbow Support**

**1. Elbow Support Bracket**

Left,Swing-Away, Elbow Support Bracket .....\$199 ea. Tube Style Arms (ARMS-ES-L) Part: POS124064. HCPCS: E1028	Right, Swing-Away, Elbow Support Bracket.....\$199 ea. Tube Style Arms (ARMS-ES-R) Part: POS124066. HCPCS: E1028
---	--

**2. Elbow Support Pad**

3"Wx3"H Elbow Pad (ARMS-ES-3X3) ..... \$57 ea. Part: POS124065. HCPCS: K0108	4"Wx4"H Elbow Pad (ARMS-ES-4X4)..... \$57 ea. Part: POS124067. HCPCS: K0108
---	--

**17.8. Stealth Foot Boxes**

Stealth Small Foot Boxes, 5"Wx8"Dx7"H..... \$539 (SPLE107) (pair) Part: INDPART2786. HCPCS: E0954	Stealth Large Foot Boxes, 7"Wx12"Dx11"H..... \$539 (SPLE109) (pair) Part: INDPART2788. HCPCS: E0954
Stealth Medium Foot Boxes, 6"Wx10"Dx9"H ..... \$539 (SPLE108) (pair) Part: INDPART2787. HCPCS: E0954	

**17.9. Stealth Positioning Shoe Holder**

Small Shoe Holder, 3/4" Webbing (IFSH4211)..... \$87 ea. Part: ST-IFSH4211-Q. HCPCS: E0951+E0952	Large Shoe Holder, 3/4" Webbing (IFSH4213) ..... \$87 ea. Part: ST-IFSH4213-Q. HCPCS: E0951+E0952
Medium Shoe Holder, 3/4" Webbing (IFSH4212) ..... \$87 ea. Part: ST-IFSH4212-Q. HCPCS: E0951+E0952	

Positioning components section continued on following page.

**18. LAP TRAY**

**18.1. Simple Solutions Lap Tray**

Mounting bracket is required with lap tray selection. See chart below for compatibility.

**1. Lap Tray**

Simple Solutions Small Tray with Cut Out ..... \$309  
 Part: ST-SSLXS010001171-Q. HCPCS: E0950

Simple Solutions Large Tray with Cut Out..... \$309  
 Part: ST-SSLXL010001171-Q. HCPCS: E0950

Simple Solutions Medium Tray with Cut Out..... \$309  
 Part: ST-SSLXM010001171-Q. HCPCS: E0950

**2. Mounting Hardware**

Swing Away Mounting Hardware.....\$302  
 Part: ST-SSLXHD10000060-Q

Simple Solutions Lap Tray Armrest Compatibility	Width											
	10	11	12	13	14	16	17	18	19	20	21	22
Flip-Back	S	S	S	S	S	S	S	M	M	M	L	L
Flip-Back, Cane Mounted	S	S	S	S	S	S	M	M	M	L	L	
Drop-In, T-Arm	S	S	S	S	S	S	M	M	M	L	L	
Two-Post, Flip-Back	S	S	S	S	S	S	M	M	M	L	L	
Cantilever	S	S	S	S	S	M	M	M	M	L	L	
Q-Captain, Flip-Up						S	M	M		L		
Single Post/ Heavy Duty/ Bariatric	S	S	S	S	S	S	M	M	M	M	L	L

S:ST-SSLXS010001171-Q M:ST-SSLXM010001171-Q L:ST-SSLXL010001171-Q  
 :Compatible  :Armrest configuration may not hold tray position  
 \*Some armrests listed may not be available on this order form.