



Q6 Edge® 3 Stretto Order Form with TRU Balance® Flex Power Positioning

Account Number: _____ Date: _____
 Provider Name: _____
 Contact: _____
 Phone: _____ Fax: _____
 Email: _____
 PO Number: _____
 Quote Name/Marked For: _____
 Ship to Address: _____
 City: _____ State: _____ Zip: _____



INTRODUCTION

This form is interactive when viewed with [Adobe Acrobat Reader](#) and may not function correctly if opened with applications other than Acrobat. Complete the form by placing checks in the desired boxes and provide information in the interactive fields. Buttons shown at the bottom of the form may be utilized to print or submit the order form through a desktop email application. To email via a web-based application, please 'Save As' and attach the PDF to your email.

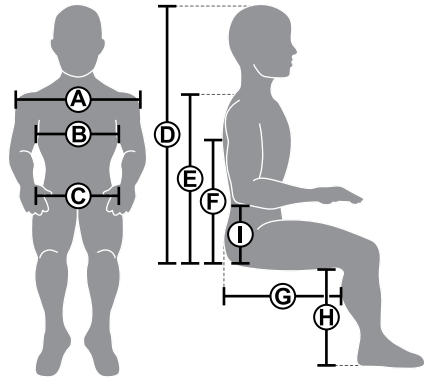
This order form contains a large variety of options to fulfill various patient needs. Descriptions and section notes, such as optional or required, are included to help you complete your order. Please contact Quantum Sales at 866-800-2002 if assistance is needed. Send the completed order form by fax (866-707-3422) or email (quantumorders@pridemobility.com). Incomplete forms may delay the quote or order. Customer service will contact you if the order is incomplete or if there are compatibility issues. If special order requests are needed, be sure that the Patient Information section is completed or include a completed [physical assessment form](#) with this order form.

HCPCS codes provided should not be considered as legal advice and do not guarantee reimbursement. DME providers are responsible for determining the appropriate billing codes when submitting for insurance reimbursement. Payer coding, coverage, and bundling guidelines may apply. All prices are MSRP. Prices, specifications, part numbers, and availability are subject to change without notice. Prices and part numbers as shown are only available when configured as a complete power chair. Please contact technical service for accurate parts ordering.

Thank you for choosing Quantum!

PATIENT INFORMATION

Weight: _____ Height: _____ A. Shoulder Width: _____ D. Max Sitting Height: _____ G. Thigh Depth: _____
 B. Chest Width: _____ E. Shoulder Height: _____ H. Lower Leg Length: _____
 C. Hip Width: _____ F. Axilla Height: _____ I. Elbow Height: _____



1. BASE MODEL

REQUIRED. Select a group 3 power base. 300 lb. weight capacity with standard 6mph programmable motors and off board charger. Dimensions of base without legrests: 20.5"Wx35.5"L

Quantum Q6 Edge 3 Stretto 3SP-SS \$8,559
 Part: Q6 EDGE 3 STRETTO 3SP-SS. HCPCS: K0856
 Single power option.

2. DRIVE MOTORS















Optional. Requires Q-Logic 3 electronics. The standard 6 mph motor can be upgraded to Accu-Trac motors that delivers enhanced traction and tracking, especially with switched drive controls.

Accu-Trac Motor Technology \$1,360
 Part: XRF000268. HCPCS: K0108

3. BASE COLOR

REQUIRED. Select one shroud color. Colors shown here may differ from actual product depending on monitor/printer calibration used.

3.1a. Standard Shrouds

- | | | | |
|---|--|--|--|
|  Red Corvette
Part: DGN1900199-PRD1 |  Deep Purple
Part: DGN1900199-PPR5 |  Midnight Blue
Part: DGN1900199-PBU10 |  Green Machine
Part: DGN1900199-PGN11 |
|  Back in Black
Part: DGN1900199-PBK1 |  Raspberry Beret
Part: DGN1900199-PPK4 |  Electric Blue
Part: DGN1900199-PBU9 |  Military Green
Part: DGN1900199-PGN8 |
|  Night Train
Part: DGN1900199-PBK3 |  Pretty in Pink
Part: DGN1900199-PPK3 |  Blue Jean
Part: DGN1900199-PBU11 | |
|  Grey Street
Part: DGN1900199-PSL3 |  Evolution Orange
Part: DGN1900199-POR7 |  Lemon Crush
Part: DGN1900199-PYL4 | |

3.1b. Hydrographic Shrouds

- | | |
|--|--|
|  Military Digital Camo\$263
Part: DGN1801101-WCM7 |  Faded Glory\$263
Part: DGN1801101-WFL2 |
|--|--|

4. QUANTUM BACKUP CAMERA

Optional. The backup camera may interfere with armrest mounted accessories such as media device holder.

- Quantum Backup Camera** \$368
Part: MEC1910365

1. Optional Camera Mounting Bracket

- | | |
|--|---|
| Backup Camera Headrest Bracket \$21
Part: MEC1910373
Works with .5" x .5" vertical supports only. | Backup Camera Track Mount Bracket \$27
Part: MEC2104227 |
|--|---|

2. Optional Display Mounting Bracket

- Backup Camera Q-Logic Joystick Mount Bracket**\$105
Part: MEC2106123



5. DRIVE WHEELS

REQUIRED. Select a type of drive wheel. Accent colors are available for 14" tires.

5.1. Drive Wheels

- | | |
|--|--|
| 3"x14" Pneumatic Tires No Charge
Part: WHL1713925 | 2"x12.5" Pneumatic Tires No Charge
Part: WHL1810666 |
| 3"x14" Flat Free Tires No Charge
Part: WHL1704058 | 2"x12.5" Flat Free Tires No Charge
Part: WHL1810665 |
| 4"x14" Knobby, Flat Free Black Tires \$580
Part: XRF000368 | 4"x14" Knobby, Pneumatic Black Tires \$580
Part: XRF000367 |

5.2. Drive Wheel Accent Color for 14" Tires

Not available with 12.5" tires.

- | | | | |
|---|--|--|---|
| Back in Black No Charge
Part: DGN164245-PBK1 x2 | Deep Purple No Charge
Part: DGN164245-PPR5 x2 | Midnight Blue No Charge
Part: DGN164245-PBU10 x2 | Green Machine No Charge
Part: DGN164245-PGN11 x2 |
| Red Corvette No Charge
Part: DGN164245-PRD1 x2 | Raspberry Beret No Charge
Part: DGN164245-PPK4 x2 | Electric Blue No Charge
Part: DGN164245-PBU9 x2 | Military Green No Charge
Part: DGN164245-PGN8 x2 |
| Night Train No Charge
Part: DGN164245-PBK3 x2 | Pretty in Pink No Charge
Part: DGN164245-PPK3 x2 | Blue Jean No Charge
Part: DGN164245-PBU11 x2 | Military Digital Camo \$58 ea.
Part: DGN164245-WCM7 x2 |
| Grey Street No Charge
Part: DGN164245-PSL3 x2 | Evolution Orange No Charge
Part: DGN164245-POR7 x2 | Lemon Crush No Charge
Part: DGN164245-PYL4 x2 | Faded Glory \$58 ea.
Part: DGN164245-WFL2 x2 |

6. BATTERIES

Optional. The powerchair requires 2 batteries and will be installed if ordered.

- Gel Cell, 40AH, Interceptor 2 Battery**..... \$191 ea.
Part: BAT2100316. HCPCS: K0108
Uses 5 AMP charger

7. PATIENT'S WEIGHT

REQUIRED. The patient's weight is required to quote and order the power chair.

- Up to 150 lb User Weight**
Part: PTOINDV3977

8. ELECTRONICS

REQUIRED. Select one type of drive control from the following sections. The No Joystick option is used to omit the joystick and utilize another control, such as a specialty control found on the [Alternative Controls and Electronics Order Form](#).

8.1a. Non-Expandable Controls

Select a joystick below or omit selection if another controller type is desired. Non-expandable does not allow supplementary drive controllers.

- | | |
|---|--|
| QLNES 6 Key JoystickStandard
Part: CTL2205379
Controls up to 2 actuators. | QLNES 10 Key Joystick\$420
Part: CTL2205380
Controls up to 2 actuators through joystick and seat mounted, LED, full light package. |
|---|--|



8.1b. Expandable Controls

Select expandable controls or omit selection if another controller type is desired. Expandable controls allow multiple or specialized controllers.

1. Q-Logic 3 Required Components

Q-Logic 3 expandable controls require the controller module and expandable harness below. If a Q-Logic joystick or specialty control is selected, Customer Service will quote the order with these items.

- | | |
|--|--|
| Q-Logic 3 EX Controller Module\$730
Part: XRF000002. HCPCS: E2377 | Q-Logic 3 Expandable Controller Harness.....\$458
Part: XRF000264. HCPCS: E2313 |
|--|--|



2. Q-Logic 3 Joystick

Q-Logic 3 EX Joystick includes XLR USB charger.

- | | |
|---|---|
| Q-Logic 3 EX Joystick\$840
Part: CTL167724 | Q-Logic 3 EX Joystick for Full Lights\$840
Part: CTL167725 |
| Q-Logic 3e Joystick\$735
Part: CTL1910600
Can operate full light package. Not available with alternative or specialty controls. | No Joystick, Setup for Q-Logic 3
Part: XRF000010
Requires selection of Enhanced Display |

8.2. Q-Logic Magnetic Charger

Available with QLNES. Included with Q-Logic 3e Joystick.

- | | |
|--|------|
| Magnetic to XLR Charger Adapter with Wall Holder | \$60 |
| Part: ELE2103635 | |

8.3. Q-Logic 3 Joystick Armor

REQUIRED with Q-Logic 3 EX Joystick selections above. Not available with Q-Logic 3e Joystick. Reference colors shown on page 2. *Night train joystick armor will be the black, soft touch.

- | | | |
|---|--|--|
| Black, Soft TouchStandard
Part: DGN124307
Also matches Night Train shrouds. | Raspberry Beret..... \$63
Part: DGN124336-PPK4 | Lemon Crush..... \$63
Part: DGN124336-PYL4 |
| Red Corvette..... \$63
Part: DGN124336-PRD1 | Pretty in Pink..... \$63
Part: DGN124336-PPK3 | Green Machine \$63
Part: DGN124336-PGN11 |
| Back in Black..... \$63
Part: DGN124336-PBK1 | Evolution Orange..... \$63
Part: DGN124336-POR7 | Military Green \$63
Part: DGN124336-PGN8 |
| Grey Street \$63
Part: DGN124336-PSL3 | Midnight Blue \$63
Part: DGN124336-PBU9 | Military Digital Camo \$63
Part: DGN124336-WCM7 |
| Deep Purple \$63
Part: DGN124336-PPR5 | Electric Blue \$63
Part: DGN124336-PBU9 | Faded Glory \$63
Part: DGN124336-WFL2 |
| | Blue Jean \$63
Part: DGN124336-PBU11 | |

9. JOYSTICK HANDLES

Optional. The optional handle will be mounted to the joystick and the standard handle will be shipped with the unit.

- | | |
|---|---|
| <input type="checkbox"/> Mushroom Handle (B) \$90
Part: ACCASMB1860. HCPCS: E2323 | <input type="checkbox"/> Extended I-Handle (G) \$90
Part: ACCASMB1857. HCPCS: E2323 |
| <input type="checkbox"/> Chin Cup (C) \$90
Part: ACCASMB1861. HCPCS: E2323 (E2324 when chin control) | <input type="checkbox"/> Bodypoint 3" Goal Post Handle\$104
Part: PLSKNCP1057. HCPCS: E2323 |
| <input type="checkbox"/> T-Bar (D) \$126
Part: ACCASMB1858. HCPCS: E2323 | <input type="checkbox"/> Bodypoint 4" Goal Post Handle \$104
Part: PLSKNCP1058. HCPCS: E2323 |
| <input type="checkbox"/> Medium Ball Handle (E)..... \$69
Part: ACCASMB1859. HCPCS: E2323 | <input type="checkbox"/> Q-Logic 3 Carrot Handle (A) No Charge
Part: DGN124308 |
| <input type="checkbox"/> Soft Ball Handle (F) \$80
Part: ACCASMB1856. HCPCS: E2323 | |



10. JOYSTICK MOUNTING BRACKETS

Optional. Select a mount to be used with a joystick selected in previous section.

10.1a. Fixed, In-line Joystick Bracket

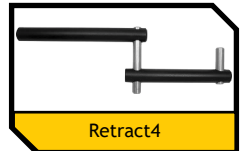
Fixed, In-line, Bracket for Q-Logic 3 Standard
Part: FRMASMB10617



10.1b. Swing-Away (Retractable) Joystick Bracket

Allows the joystick to retract to the side of the armrest while maintaining the same joystick orientation.

Swing-away, Q-Logic 3 \$319
Part: ACC1908434. HCPCS: E1032



10.1c. Basic Swing Away Joystick Mount

Basic Swing Away, Q-Logic, Left Side \$245
Part: ACC2201041. HCPCS: E1032

Basic Swing Away, Q-Logic, Right Side \$245
Part: ACC2201042. HCPCS: E1032



10.1d. Specialty Joystick Mounts

Select a bracket and side to mount it.

Retract4 Mount \$368
Part: XRF000003. HCPCS: E1032
Full 180° of movement that translates into multi-position use, straight, right offset, left offset, or fold away. Joystick orientation varies as bracket is adjusted.

Multi-Axis Mount \$126
Part: XRF000004
Allows height adjustment of joystick.

10.2. Joystick Mount Location

Left Side Mount
Part: PTOINDV1225

Right Side Mount
Part: PTOINDV1226

11. TRU BALANCE FLEX POWER POSITIONING

Seat width and depth can be adjusted in 1" increments.

11.1. TRU Balance Flex Power Positioning

REQUIRED.

TRU Balance Flex Power Tilt \$5,875
Part: PTOINDV3903. HCPCS: E1002

11.2. Occupied Transit Kit

Optional. The power base is standard with Unoccupied Transit Loops. 60" Sure-Lok Lap Belt is required with Occupied Transit Option. Omitting a backrest selection requires a provider to facilitate an aftermarket backrest that best fits the consumer's needs. The third-party backrest if applicable must be occupied transit approved per ISO/RESNA standards. When modifying a power chair, including the addition of third-party componentry, to accommodate the medical needs of the power chair occupant, a risk assessment in conformance with ISO 14971, as outlined in ISO 7176, should be performed.

WC-19 Occupied Transit Option \$289
Part: KIT152047

To determine if your chair is WC-19 compliant (occupied), please refer to this website: <https://wc-transportation-safety.umtri.umich.edu/>

11.3. Seat Width

REQUIRED.

10" Wide Part: SETWDTH1000	11" Wide Part: SETWDTH1001	12" Wide Part: SETWDTH1002	13" Wide Part: SETWDTH1003	14" Wide Part: SETWDTH1004
-------------------------------	-------------------------------	-------------------------------	-------------------------------	-------------------------------

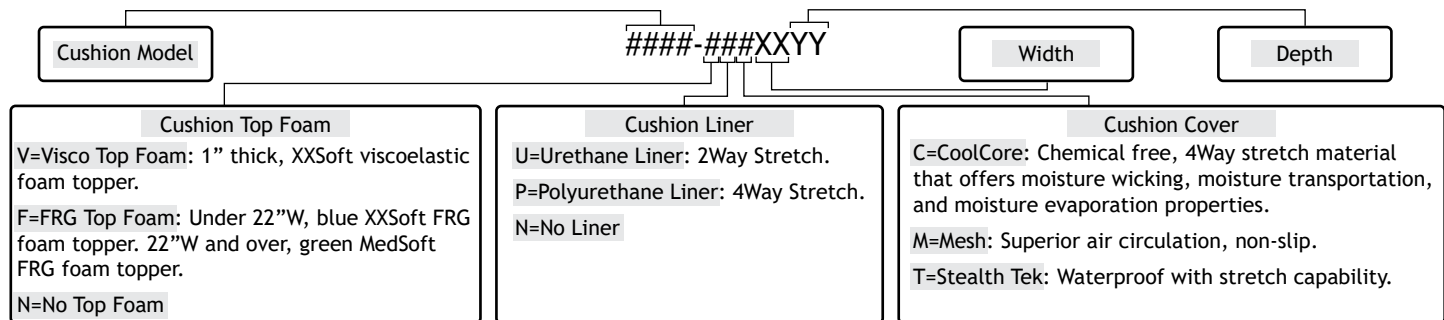
11.4. Seat Depth

REQUIRED.

10" Deep Part: SETDPTH1000	11" Deep Part: SETDPTH1001	12" Deep Part: SETDPTH1002	13" Deep Part: SETDPTH1003	14" Deep Part: SETDPTH1004
-------------------------------	-------------------------------	-------------------------------	-------------------------------	-------------------------------

11.5. Stealth Seat Cushion

Optional. Specific cushion/component sizes available, part numbers, weight capacities, MSRP, HCPCS code, and special order cushions will be found on the respective complete [Stealth Cushion Order Forms](#). Part numbers in this section are for reference only. This section allows a quick selection of a single cushion that matches the seat pan width and depth to alleviate listing all part numbers and codes on this power base form. The complete cushion part number and MSRP is a product of the cushion model, top foam, liner, cover, width, and depth as shown below. Reference the subsequent chart for available top foam, liner, and cover options for each cushion type. See specific cushion order form for all sizes, top foam, liners, covers, parts numbers, and MSRP.



TRU Balance Flex power positioning section continued on following pages.

11. TRU BALANCE FLEX SEATING SYSTEM CONTINUED

1. Cushion Type

TRU-Comfort 2 SPP
 Reference part: XRF000116. [See cushion order form.](#)
 Part series: TC2-###XXYY. MSRP: \$441-\$651. HCPCS: E2607/E2608

Essence SPP
 Reference part: XRF000118. [See cushion order form.](#)
 Part series: ESS-###XXYY. MSRP: \$441-\$630. HCPCS: E2607/E2608

Solution SPP
 Reference part: XRF000113. [See cushion order form.](#)
 Part series: SOL-###XXYY. MSRP: \$414-\$533. HCPCS: E2607/E2608

Spectrum Foam SPP
 Reference part: XRF000112. [See cushion order form.](#)
 Part series: SPCF-###XXYY. MSRP: \$507-\$709. HCPCS: E2607/E2608

Spectrum Gel SPP
 Reference part: XRF000117. [See cushion order form.](#)
 Part series: SPCG-###XXYY. MSRP: \$507-\$602. HCPCS: E2607/E2608

Premiere P
 Reference part: XRF000122. [See cushion order form.](#)
 Part series: PREM-###XXYY. MSRP: \$358-\$603. HCPCS: E2605/E2606

Glacial SP
 Reference part: XRF000114. [See cushion order form.](#)
 Part series: GLA-###XXYY. MSRP: \$364-\$564. HCPCS: E2603/E2604

Zen SP
 Reference part: XRF000115. [See cushion order form.](#)
 Part series: ZEN-###XXYY. MSRP: \$348-\$547. HCPCS: E2603/E2604

Simplicity G
 Reference part: XRF000111. [See cushion order form.](#)
 Part series: SIM-###XXYY. MSRP: \$122-\$182. HCPCS: E2601/E2602

2. Essence Cushion Wedge Kit

Only available with Essence cushion selection above.

Small Wedge Positioning Kit\$39 Part: POP1909006-S 14"W and smaller	Medium Wedge Positioning Kit\$72 Part: POP1909006-M 14"W and smaller	Large Wedge Positioning Kit \$105 Part: POP1909006-L 14"W and smaller
Small Wedge Positioning Kit\$39 Part: POP1712340-S 15"W and larger	Medium Wedge Positioning Kit\$72 Part: POP1712340-M 15"W and larger	Large Wedge Positioning Kit \$105 Part: POP1712340-L 15"W and larger

3. Cushion Top Foam

Visco Top Foam Reference part: XRF000380	No Top Foam Reference part: XRF000382
FRG Top Foam Reference part: XRF000381	

4. Cushion Liner

Stealth Urethane Liner Reference part: XRF000383	No Liner Reference part: XRF000385
Stealth Polyurethane Liner Reference part: XRF000384	

5. Cushion Cover

CoolCore Cover Reference part: XRF000386	Stealth Tek Cover Reference part: XRF000388
Mesh Cover Reference part: XRF000387	

	None	Visco/V.Elastic	FRG	None	Urethane	Polyurethane	CoolCore	Mesh	Stealth Tek
	Top Foam	Liner	Cover						
TRU-Comfort 2	-	✓	-	✓	-	✓	✓	-	-
Essence	-	✓	-	✓	-	✓	✓	-	-
Solution	-	✓	-	-	✓	✓	✓	✓	✓
Spectrum Foam	-	✓	✓	-	✓	✓	✓	✓	✓
Spectrum Gel	-	✓	✓	-	✓	✓	✓	✓	✓
Premiere	-	✓	✓	✓	✓	✓	✓	-	-
Glacial	✓	-	-	✓	✓	✓	✓	✓	✓
Zen	-	✓	✓	✓	✓	✓	✓	✓	✓
Simplicity	✓	-	-	✓	-	-	-	-	✓

6. Optional Base Insert

Option selection available with Glacial, Premiere, Simplicity, Solution, Spectrum Foam, Spectrum Gel, and Zen cushions.

ABS Flat Rigidizer
 Reference part: XRF000389
 MSRP: \$48-\$69

7. Additional Cushion Liner

Up to 5 may be selected below. See respective cushion order form for MSRP and part numbers.

<u> </u> Additional Stealth Urethane Liner Reference Part: XRF000390	<u> </u> Additional Stealth Polyurethane Liner Reference Part: XRF000391
--	--

8. Additional Cushion Cover

Up to 5 may be selected below. See respective cushion order form for MSRP and part numbers.

<u> </u> Additional CoolCore Cover Reference Part: XRF000392	<u> </u> Additional Stealth Tek Cover Reference Part: XRF000394
<u> </u> Additional Mesh Cover Reference Part: XRF000393	

TRU Balance Flex power positioning section continued on following pages.

11. TRU BALANCE FLEX SEATING SYSTEM CONTINUED

11.6. Back Cane Selection

REQUIRED.

- Angle Adjustable Back Cane No Charge
Part: MEC140266
- Flip Forward Back Cane \$184
Part: XRF000274
Not available with oxygen holder, or the flip back, cane mount armrest.
- 2" Mesomorph (1" per side) Back Cane \$205
Part: MEC1804736

2" Endomorph (1" per side) Back Cane \$205
Part: XRF000270

4" Endomorph (2" per side) Back Cane \$205
Part: XRF000272

Manual Recline Back \$788
Part: FRMASMB12910. HCPCS: E1226

Select Synergy Back and an overall back height, or to omit back. Back canes will be 22" H. Not available with flip back armrests, TRU-Comfort Back, Sport Back, rear accessories, or articulating foot platform. Pivot point is 2.5" above the seat pan.

11.7. Back Cane Height Selection

REQUIRED. 16" and 17" back canes are not available with a Synergy Back and cane mounted, flip up armrests.

- | | |
|--|--|
| <ul style="list-style-type: none"> 14" High Canes
Part: FRMASMB15832 15" High Canes
Part: FRMASMB15833 16" High Canes
Part: FRMASMB15834 17" High Canes
Part: FRMASMB15835 18" High Canes
Part: FRMASMB15836 19" High Canes
Part: FRMASMB15837 | <ul style="list-style-type: none"> 20" High Canes
Part: FRMASMB15838 21" High Canes
Part: FRMASMB15839 22" High Canes
Part: FRMASMB15840 23" High Canes
Part: FRMASMB15841 24" High Canes
Part: FRMASMB15842 25" High Canes
Part: FRMASMB15843 |
|--|--|

		Back Width				
		10"	12"	14"	15"	16"
Overall Height	14"	P	T	P	P T	-
	15"	P	P T	P	P T	-
	16"	P	P T	P T	P T	P T
	17"	P	P T	P T	P T	P T
	18"	P	P	-	P T	P T
	19"	P	P	-	P T	P T
	20"	-	-	-	P T	P T
	21"	-	-	-	P T	P T
	22"	-	-	-	P T	P T
	23"	-	-	-	P T	P T
	24"	-	-	-	P T	P T
25"	-	-	-	P T	P T	

P Sport Back
 T TRU-Comfort Back

TRU Balance Flex Seat Back Availability Chart

11.8. TRU Balance Flex Back Cushion Options

Select one type of back. See the seat back availability chart for stock order back size ranges. Other size backs may be available with special order and extended lead time. Select a back type and overall back height for configured part number.

1a. Sport Back Selection

- Sport Back Cushion, 21" Wide or Less \$394
Part: XRF000361
- Sport Back Cushion, 22" Wide or More \$604
Part: XRF000362

1b. TRU-Comfort Back Selection

Back size is the product of seat width, back cane, and overall back height selections. See availability chart for sizes.

- TRU-Comfort Back, Back Cane Option, 16" to 20" Width \$744
Part: TC4V10W21WBC. HCPCS: E2620

1c. Q-Back 2.0, AL Series, Active Contour

Select a back type and the specific overall back height in subsequent section.

- Active Contour, 14"Wx19-20"H Tilt/22"-23" H Recline \$568
Part: QB2AL14AS. HCPCS: E2613
- Active Contour, 14"Wx21-22"H Tilt/24"-25" H Recline \$568
Part: QB2AL14AT. HCPCS: E2613

1d. Q-Back 2.0, AL Series, Deep Contour

Select a back type and the specific overall back height in subsequent section.

- Deep Contour, 14"Wx19-20"H Tilt/22"-23" H Recline \$643
Part: QB2AL14DS. HCPCS: E2620
- Deep Contour, 14"Wx21-22"H Tilt/24"-25" H Recline \$643
Part: QB2AL14DT. HCPCS: E2620

1e. Q-Back 2.0, AL Series, Extra Deep Contour

Select a back type and the specific overall back height in subsequent section.

- Extra Deep Contour, 14"Wx19-20"H Tilt/22"-23" H Recline \$703
Part: QB2AL14ES. HCPCS: E2620

1f. Omit Back Selection

- Omit Back No Charge
Part: PTOINDV1287

TRU Balance Flex power positioning section continued on following pages.

11. TRU BALANCE FLEX SEATING SYSTEM CONTINUED

11.9. Overall Back Height

REQUIRED with back selection. Refer to the back availability chart for stock order back size ranges.

14" Height Part: SETHGHT1027	17" Height Part: SETHGHT1030	20" Height Part: SETHGHT1033	23" Height Part: SETHGHT1036
15" Height Part: SETHGHT1028	18" Height Part: SETHGHT1031	21" Height Part: SETHGHT1034	24" Height Part: SETHGHT1037
16" Height Part: SETHGHT1029	19" Height Part: SETHGHT1032	22" Height Part: SETHGHT1035	25" Height Part: SETHGHT1038

11.10. Armrests

REQUIRED. Left (L) and right (R) boxes may be checked to configure different size arms within one section arm type.

1a. Drop-In, Height Adjustable, Removable, T-Arm Armrests

Includes full length, flat armpads. Available with 14" deep seats and greater.

<input type="checkbox"/> <input type="checkbox"/> Full Length, Drop-In Armrests..... No Charge <input type="checkbox"/> <input type="checkbox"/> Left part: ARM1803253. Right part: ARM156742	<input type="checkbox"/> <input type="checkbox"/> Desk Length, Drop-In Armrests No Charge <input type="checkbox"/> <input type="checkbox"/> Left part: ARM1803254. Right part: ARM156743
--	---

1b. Flip Back, Cane Mounted Armrests

May interfere with swing-away laterals.

<input type="checkbox"/> <input type="checkbox"/> Full Length, Flip Back Armrests..... \$63 <input type="checkbox"/> <input type="checkbox"/> Left part: XRF000371. Right part: XRF000372	<input type="checkbox"/> <input type="checkbox"/> Desk Length, Flip Back Armrests \$63 <input type="checkbox"/> <input type="checkbox"/> Left part: XRF000373. Right part: XRF000374
--	---

1c. Single Post, Height Adjustable, Removable Armrests

Height adjustment from 11"-17" in half-inch increments.

<input type="checkbox"/> <input type="checkbox"/> Full Length, Single Post Armrests \$79 ea. <input type="checkbox"/> <input type="checkbox"/> Left part: FRMASMB8594. Right part: FRMASMB8595. HCPCS: E0973	<input type="checkbox"/> <input type="checkbox"/> Desk Length, Single Post Armrests \$79 ea. <input type="checkbox"/> <input type="checkbox"/> Left part: FRMASMB8592. Right part: FRMASMB8593. HCPCS: E0973
---	---

11.11. Armpads

REQUIRED with armrest selection except Drop-In Armrests. Waterfall armpads may cause interference with the seat back. Armpads are configured as pairs.

1a. Straight Armpads

Straight, Full Length Left and Right No Charge Part: ARM134275	Straight, Desk Length Left, Full Length Right No Charge Part: ARM134280
Straight, Full Length Left, Desk Length Right No Charge Part: ARM134281	Straight, Desk Length Left and Right..... No Charge Part: ARM134254

1b. Waterfall Armpads

Waterfall, Full Length Left and Right..... No Charge Part: ARM134285	Waterfall, Desk Length Left, Full Length Right No Charge Part: ARM134288
Waterfall, Full Length Left, Desk Length Right No Charge Part: ARM134289	Waterfall, Desk Length Left and Right No Charge Part: ARM134282

1c. Falcon Gel Armpads

Falcon Gel, Full Length Left and Right\$311.22 Part: ARM136438	Falcon Gel, Desk Length Left, Full Length Right.....\$287.93 Part: ARM136439
Falcon Gel, Full Length Left, Desk Length Right.....\$287.93 Part: ARM136442	Falcon Gel, Desk Length Left and Right \$265.02 Part: ARM136437

12. HEADRESTS

Optional. Select a headrest pad and bracket.

12.1. Headrests, Comfort Plus with Cool Core

1a. Headrest Pads

Stealth 8" Comfort Plus, Cool Core (CP08CCFPM)\$179 Part: ST-CP08CCFPM-Q. HCPCS: E0955	Stealth 6", Comfort Plus, Cool Core (CP06CCFPM)\$179 Part: ST-CP06CCFPM-Q. HCPCS: E0955
---	--

1b. Headrest Pads, Single Point Adjustable

Stealth 8" Comfort Plus, Cool Core (CP08CCSPM)\$179 Part: CP08CCSPM. HCPCS: E0955	Stealth 14" Comfort Plus, Cool Core (CP14CCSPM)\$179 Part: CP14CCSPM. HCPCS: E0955
Stealth 10" Comfort Plus, Cool Core (CP10CCSPM)\$179 Part: CP10CCSPM. HCPCS: E0955	Stealth 6", Comfort Plus, Cool Core (CP06CCSPM)\$179 Part: CP06CCSPM. HCPCS: E0955

2. Headrest Brackets

Comfort Plus Headrest Mounting Bracket, UniLink.....\$311 Part: ST-UHB2D33200-Q. HCPCS: E1033	Multi-Axis Removable Headrest Bracket \$174 Part: ST-HMO475-17M-Q. HCPCS: E1033
--	--

12.2. Q Cam Lock

Optional.

Q Cam Lock..... \$50 Part: XRF000376

Q Cam Lock Availability (Overall height)	TRU-Comfort/Sport		Q-Back 2	
	Standard	\$50	Standard	\$50
Tilt/Static/Back Canes	14"-21"H	22"-29"H	19"-24"H	25"-26"H
Power Recline Back	19"-21"H	22"-32"H	22"-25"H	26"-29"H

13. LAP BELTS

REQUIRED. Select one lap belt below.

- 38" Lap Belt** Part: ACCBELT1006
 50" Lap Belt Part: ACCBELT1000
 60" Lap Belt Part: ACCBELT1002
 70" Lap Belt Part: ACCBELT1003
 80" Lap Belt Part: ACCBELT1004
 90" Lap Belt Part: ACCBELT1001

14. LEGRESTS

Optional. All efforts will be made to accommodate legrest length selection, but minor changes may need to be made to meet shipping guidelines. Some adjustments may be needed upon receipt of the unit. Reference the section's compatibility matrix for legrest interference.

14.1a. Basic Center Mount Foot Platform

Select legrest length in following section.

Short	Medium
8"-10"	10"-14"
Basic Center Mount Extension Range	

1. Center Mount Foot Platform Type

Basic Center Mount..... No Charge
Part: XRF000323

2. Basic Center Mount Foot Platform Extension and Angle Adjustable Footplates

Short Extension, 5"x9" FootplatesNo Charge Medium Extension, 5"x9" FootplatesNo Charge
Part: MEC1906675 Part: MEC1906680

3. Basic Center Mount Calf Pads

Calf pads are standard with a power articulating foot platform.

Small Calf Pads, Basic Center Mount.....\$158
Part: RIG2104369

4. Basic Center Mount Additional Accessories

Basic Center Mount Footplate Connector \$16
Part: RIG2104240

14.1b. Center Mount Foot Platform

Select legrest length in following section.

1. Foot Platform Assembly

Quick Adjustable Center Mount Foot Platform.....\$263
Part: XRF000311. HCPCS: K0040

2. Extension and Angle Adjustable Footplates

Pediatric Extension, 5"x6" Footplates Medium Extension, 5"x11" Footplates
Part: RIG152577 Part: RIG2404018

Pediatric Extension, 5"x8" Footplates
Part: RIG2404015

Medium Extension, 5"x8" Footplates
Part: RIG2404016

Medium
11"-17"
Power AFP Extension Range

Pediatric	Medium
8.5"-12.5"	11"-16.5"
Quick Adj Center Mount Extension Range	

3a. Center Mount Calf Pads

Calf pads are standard and required with a power articulating foot platform.

Small Calf Pads, AFP Only, 6"Wx6"H (pair) Standard Small Calf Pads, Quick Adjustable Center Mount Only, \$158
Part: RIGASMB7120018 Part: XRF000156

3b. Center Mount Calf Panel

Small Calf Panel, 18"Wx8"H..... \$184 Large Calf Panel, 24"Wx8"H \$237
Part: FRMASMB7110012 Part: RIG123825
Only available on widths of 20" or greater.

4. Center Mount Modular Footplate Extension Components

Optional. Assembly required. May require seating configuration adjustments to avoid front caster interference.

2" Bell-Shaped Length Extension \$69 Outside Edge for Width Extension \$69
Part: RIG152519 Part: RIG2404922
Only available with the 5x6 footplates. Available with footplates and width extension.

Width Extension for 8"..... \$69 Front and Rear Cap \$16
Part: RIG2404919 Part: RIG2404923
Not available with 5"x6" footplates.

Width Extension for 11" \$69
Part: RIG2404920

Outside Edge \$69
Part: RIG2404921
Not available with width extensions 5"x6" footplates.

Legrests section continued on following pages.

14. LEGRESTS CONTINUED

5. Center Mount Additional Accessories

Small Foam Calf Pad Cover (pair)..... \$67 Part: ST-CSCS0775-Q	Footplate Riser \$75 Part: XRF000348
Small Foam Panel Cover (pair) \$176 Part: ST-CSCP0920-Q	Select legrest length between 4" to 8" for Power Articulating and 4"-7" with Quick Adjustable, at 1" increments. Not available with long extension.
Footplate Connector \$16 Part: RIGASMB7120023	Footplate Riser Calf Panel \$50 Part: FRMASMB7110011
	Only available and required with Footplate Riser selection and extension lengths of 6" to 9".

6. Stealth Gel Footplate Covers

5"x8" Tapered Gel Footplate Covers \$222 Part: ST-FPG5008T-Q. HCPCS: K0108	5"x8" Tapered Gel Footplate Covers for Width Extension \$247 Part: ST-AFPG5008E-Q. HCPCS: K0108
5"x11" Tapered Gel Footplate Covers \$270 Part: ST-AFPG5011T-Q. HCPCS: K0108	5"x11" Tapered Gel Footplate Cover for Width Extension \$270 Part: ST-AFPG5011E-Q. HCPCS: K0108

14.1c. Swing-Away Legrests

Select a legrest upper, a legrest extension, and type of footplate. Pair (P), left (L), and right (R) configurations are selected by checking the appropriate boxes.

1. 60°-90° Swing-Away Legrest Upper

Adjustable in 5° increments.

<input type="checkbox"/> P <input type="checkbox"/> L <input type="checkbox"/> R 60°-90° Swing-Away Legrest, Static Seat \$86 ea. Pair part: XRF000082. Left: XRF000083. Right: XRF000084 Not available with 11"-13" extensions.	<input type="checkbox"/> P <input type="checkbox"/> L <input type="checkbox"/> R 60°-90° Swing-Away Legrest, Short, Static Seat \$86 ea. Pair part: XRF000085. Left: XRF000086. Right: XRF000087 For use only with 11"-13" lower extensions.
--	--

2. Lower Extension

<input type="checkbox"/> P <input type="checkbox"/> L <input type="checkbox"/> R 11"-13" Length Pair part: XRF000088, Left: XRF000089, Right: XRF000090.	<input type="checkbox"/> P <input type="checkbox"/> L <input type="checkbox"/> R 13"-16.5" Length Pair part: XRF000094, Left: XRF000095, Right: XRF000096.
---	---

3. Angle Adjustable Footplate(s)

¹The 6"x11" footplates may cause interference with seat widths less than 18". ²The 8"x11" footplates may cause interference with seat widths less than 20".

<input type="checkbox"/> P <input type="checkbox"/> L <input type="checkbox"/> R 5"Wx8"D with Heel Loops \$90 ea. Pair part: FRMASMB4735. Left: RIG137791. Right: RIG137792 HCPCS: K0040+E0951	<input type="checkbox"/> P <input type="checkbox"/> L <input type="checkbox"/> R 6"Wx8"D ¹ with Heel Loops \$90 ea. Pair part: FRMASMB4738. Left: RIG137793. Right: RIG137795 HCPCS: K0040+E0951
--	---

5. Amputee Supports with Swing-Away Upper

Enter a quantity for the amputee supports and covers. A 60°-90° legrest upper must be selected with the amputee support. The support will be configured with the legrest upper side that does not have a lower extension and footplate selected with it.

Therafin 31515 Multi-Axis Amputee Support \$230 ea. Part: INDPART2822. HCPCS: E1020 QTY _____	Therafin 32387 Amputee Support Gel Cover \$155 ea. Part: INDPART2823. HCPCS: K0108 QTY _____
---	--

14.2. Legrest Accessories

Heel Loops (pair)..... \$53 Part: FRMASMB7873. HCPCS: E0951 Standard on angle adjustable and multi axis footplates when noted.	Wheel Bumper \$19 ea. Part: XRF000100
--	--

14.3. Set Legrest Extension Length

REQUIRED with center mounts and matching left and right rigging configurations. Part number is PTOINDV plus number following # below.

1a. Centermount Extension Length

2" L (#3989)	4" L (#3991)	6" L (#3993)	8" L (#3680)	9" L (#3682)	10" L (#3684)	11" L (#3686)	12" L (#3688)	13" L (#3690)	14" L (#3692)	15" L (#3694)
3" L (#3990)	5" L (#3992)	7" L (#3994)	8.5" L (#3681)	9.5" L (#3683)	10.5" L (#3685)	11.5" L (#3687)	12.5" L (#3689)	13.5" L (#3691)	14.5" L (#3693)	

1b. Front Rigging Extension Length

Non-matching or individual legrest configurations lengths are not set by the manufacturer. See previous section for center mount extension lengths.

7" L (#3470)	8" L (#3472)	9" L (#3474)	10" L (#3476)	11" L (#3478)	12" L (#3480)	13" L (#3482)	14" L (#3484)	15" L (#3486)
7.5" L (#3471)	8.5" L (#3473)	9.5" L (#3475)	10.5" L (#3477)	11.5" L (#3479)	12.5" L (#3481)	13.5" L (#3483)	14.5" L (#3485)	

15. POWER POSITIONING ELECTRONICS

REQUIRED.

Single Actuator Through Controller and Interface \$2,163
 Part: XRF000335. HCPCS: E2310

16. ATTENDANT CONTROL

Optional.

Attendant Control \$525
 Part: XRF000078. HCPCS: E2331

17. ACCESSORIES

Optional. Multiple accessories can be mounted along the various tracks but some interference may occur. Accessories may need to be installed by the provider.

Flex Seat Cup Holder No Charge Part: ACCASMB2634 Not available with drop-in armrests.	Quantum Backpack \$168 Part: ACC1905853
Oxygen Holder \$210 Part: ACC125006. HCPCS: E2208	Accessory Bar \$132 Part: XRF000128
Cane/Crutch Holder \$105 Flex part: ACC152515. HCPCS: E2207	Large, Black, Weather Cover \$202 Part: ACCCOVR1021
Flag Holder \$69 Part: ACC1700443	Privacy Bag \$42 Part: ACC2005723
Saddle Bag \$40 Part: DWR1020D010	Personal Item Pouch \$84 Part: ACC2101017

18. BRANCH PATCHES

Optional.

Air Force Patch \$21 Part: ACC140240	Coast Guard Patch \$21 Part: ACC140239	Navy Patch \$21 Part: ACC140244
Army Patch \$21 Part: ACC140241	Marines Patch \$21 Part: ACC140243	Purple Heart Patch \$21 Part: ACC140238



19. POSITIONING COMPONENTS

Optional. More options are available on the [Positioning Components Order Form](#).

19.1. Stealth Thoracic Laterals

Swing-away laterals may interfere with 2-post, flip up armrests. These laterals are not available with the back cane option.

1. Bracket

Swing-away, UniLink, Back Cane, pair (ULPK404104B00) \$664
 Part: ST-ULPK404104B00-Q. HCPCS: E1034

2. Pads

Curved Pads, 3"x5", pair (TWBL-3X5) \$250 Part: INDPART2663. HCPCS: E0956	Flat Pads, 3"x5", pair (ULP846050320) \$250 Part: ST-ULP846050320-Q. HCPCS: E0956
Curved Pads, 4"x6", pair (TWBL-4X6) \$250 Part: INDPART2664. HCPCS: E0956	Flat Pads, 4"x6", pair (ULP835050320) \$250 Part: ST-ULP835050320-Q. HCPCS: E0956

3. Installation

Install Laterals Part: PTOINDV3499	Do Not Install Part: PTOINDV3500
---------------------------------------	-------------------------------------

19.2. Stealth Unilink Pelvic/Thigh Guide

1. UniLink Pelvic/Thigh Hardware

^ Please verify the appropriate billing code depending upon the placement of the support pad.

UniLink, 5" Height Adjustable, \$265 ea. Removable Mounting Hardware Part: ST-UTTP5-Q. HCPCS: E0953/E0956^	Flip Down with LEFT Full Surface Contact \$281 ea. Feature (TWBADD-L & LPHW407) Part: POS140428. HCPCS: E0953/E0956^
UniLink, 7" Height Adjustable, \$276 ea. Removable Mounting Hardware Part: ST-UTTP7-Q. HCPCS: E0953/E0956^	Flip Down with RIGHT Full Surface Contact \$281 ea. Feature (TWBADD-R & LPHW407) Part: POS140429. HCPCS: E0953/E0956^
UniLink Multi-Angle Thigh Guide, Left \$358.87 ea. Part: ST-UTT8A11602-L-Q. HCPCS: E0953/E0956^	UniLink Multi-Angle Thigh Guide, Right \$358.87 ea. Part: ST-UTT8A11602-R-Q. HCPCS: E0953/E0956^

Positioning components section continued on following page.

19. POSITIONING COMPONENTS CONTINUED

2. UniLink Pelvic/Thigh Pads

^Please verify the appropriate billing code to be used for this item with all third-party payors.

UniLink, 4" x 4" Pad \$106 ea. Part: ST-UTP544056100-Q, HCPCS: E0953/E0956^	UniLink, 4" x 12" Pad \$106 ea. Part: ST-UTP54D056100-Q, HCPCS: E0953/E0956^
UniLink, 4" x 8" Pad..... \$106 ea. Part: ST-UTP548056100-Q, HCPCS: E0953/E0956^	

3. UniLink Pelvic/Thigh Additional Links

UniLink, 1.5" Link \$81 ea. Part: ST-UIL001150A000-Q	UniLink, 2" Link..... \$81 ea. Part: ST-UIL001200A000-Q
---	--

4. UniLink Pelvic/Thigh Guide Installation

Install on Left Part: PTOINDV3585	Install on Right Part: PTOINDV3586	Do Not Install Part: PTOINDV3719
--------------------------------------	---------------------------------------	-------------------------------------

19.4. Stealth Positioning Chest Harness

Upper Classic, Medium (IFPS1103) \$154 ea. Part: ST-IFPS1103-Q, HCPCS: E0960	Upper Contour, Medium (IFPS2103)..... \$154 ea. Part: ST-IFPS2103-Q, HCPCS: E0960
Upper Classic, Large (IFPS1104) \$154 ea. Part: ST-IFPS1104-Q, HCPCS: E0960	Upper Contour, Large (IFPS2104) \$154 ea. Part: ST-IFPS2104-Q, HCPCS: E0960



19.5. Stealth Positioning Chest Straps

Chest Strap, Medium w/ Belt Anchor, (IFCS4113) ... \$97 ea. Part: ST-IFCS4113-Q, HCPCS: E0960	Chest Strap, Large w/ Belt Anchor, (IFCS4114) \$97 ea. Part: ST-IFCS4114-Q, HCPCS: E0960
--	---



19.6. Stealth Swing-Away Headrest Mounts

These swing-away headrest mounts are only available with the Stealth Comfort Series headrests.

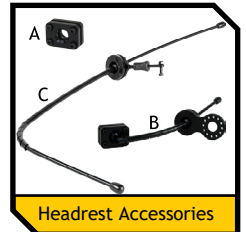
1. Facial Lateral Hardware

UniLink Facial Lateral, Swing Away, Right..... \$318 ea. Part: ST-SAR2A-R-Q, HCPCS: E1028	UniLink Facial Lateral, Dual Swing Away \$492 ea. 2 Upper & 1 Lower Left Part: ST-SAR4A-DBU-LL-Q, HCPCS: E1028
UniLink Facial Lateral, Swing Away, Left \$318 ea. Part: ST-SAR2A-L-Q, HCPCS: E1028	UniLink Facial Lateral, Dual Swing Away \$434 ea. 2 Upper Part: ST-SAR4A-DBU-Q, HCPCS: E1028



2. Facial Lateral Pads and Accessories

Egg Switch Mount (ESM) (A)\$57 ea. Part: INDPART2815	Swing-Away Joystick Mount, 18" Rod (C)..... \$276 ea. Part: ST-SUS18-Q Allows mounting of facial pads and attaches to the headrest
Facial Pad, 4".5x2", Cool Core (900M-Q)\$61 ea. Part: ST-900M-Q, HCPCS: K0108	
Facial Pad, 6"x2", Cool Core (920M-Q).....\$61 ea. Part: ST-920M-Q, HCPCS: K0108	



19.7. Stealth Elbow Support

1. Elbow Support Bracket

Left, Swing-Away, Elbow Support Bracket, Tube\$199 ea. Style Arms (ARMS-ES-L) Part: POS124064, HCPCS: E1028	Right, Swing-Away, Elbow Support Bracket, Tube.....\$199 ea. Style Arms (ARMS-ES-R) Part: POS124066, HCPCS: E1028
---	---

2. Elbow Support Pad

3"Wx3"H Elbow Pad (ARMS-ES-3X3)\$57 ea. Part: POS124065, HCPCS: K0108	4"Wx4"H Elbow Pad (ARMS-ES-4X4)..... \$57 ea. Part: POS124067, HCPCS: K0108
--	--

19.8. Stealth Foot Boxes

Stealth Small Foot Boxes, 5"Wx8"Dx7"H..... \$539 (SPLE107) (pair) Part: INDPART2786, HCPCS: E0954	Stealth Large Foot Boxes, 7"Wx12"Dx11"H..... \$539 (SPLE109) (pair) Part: INDPART2788, HCPCS: E0954
Stealth Medium Foot Boxes, 6"Wx10"Dx9"H \$539 (SPLE108) (pair) Part: INDPART2787, HCPCS: E0954	

19.9. Stealth Positioning Shoe Holder

Small Shoe Holder, 3/4" Webbing (IFSH4211)..... \$87 ea. Part: ST-IFSH4211-Q, HCPCS: E0951+E0952	Large Shoe Holder, 3/4" Webbing (IFSH4213) \$87 ea. Part: ST-IFSH4213-Q, HCPCS: E0951+E0952
Medium Shoe Holder, 3/4" Webbing (IFSH4212) \$87 ea. Part: ST-IFSH4212-Q, HCPCS: E0951+E0952	

Positioning components section continued on following page.

20. LAP TRAY

Optional.

20.1. Simple Solutions Lap Tray

Mounting bracket is required with lap tray selection. See chart below for compatibility.

1. Lap Tray

Simple Solutions Small Tray with Cut Out \$309
 Part: ST-SSLXS010001171-Q, HCPCS: E0950



Simple Solutions Large Tray with Cut Out..... \$309
 Part: ST-SSLXL010001171-Q, HCPCS: E0950

Simple Solutions Medium Tray with Cut Out..... \$309
 Part: ST-SSLXM010001171-Q, HCPCS: E0950

2. Mounting Hardware

Swing Away Mounting Hardware..... \$302
 Part: ST-SSLXHD10000060-Q

Simple Solutions Lap Tray Armrest Compatibility	Width											
	10	11	12	13	14	16	17	18	19	20	21	22
Flip-Back	S	S	S	S	S	S	SM	ML	ML	ML	L	L
Flip-Back, Cane Mounted	S	S	S	S	S	SM	SM	ML	ML	L	L	
Drop-In, T-Arm	S	S	S	S	S	SM	SM	ML	ML	L	L	
Two-Post, Flip-Back	S	S	S	S	S	SM	SM	ML	ML	L	L	
Cantilever	S	S	S	S	S	M	M	ML	ML	L	L	
Q-Captain, Flip-Up						SM		ML		L		
Single Post/ Heavy Duty/ Bariatric	S	S	S	S	S	SM	SM	SM	ML	ML	L	L

S:ST-SSLXS010001171-Q M:ST-SSLXM010001171-Q L:ST-SSLXL010001171-Q
 :Compatible  :Armrest configuration may not hold tray position
 *Some armrests listed may not be available on this order form.