

PRODUCT SPECIFICATIONS SHEET

Model: Quantum Q6 Edge

Manufacturer: Pride Mobility Products Corp.

Internet Address: www.pridemobility.com

Document Information: INFINF2493/Rev A/July 2010

Suspension:	ATX Suspension (Active-Trac® with extra stability)
Drive Wheels:	14 in. (35.56 cm), pneumatic or solid available
Caster Wheels:	Front: 6 in. (15.25 cm) solid Rear: 6 in. (15.25 cm) solid; 8 in. (20.32 cm) solid
Maximum Speed: ¹	Up to 5 mph (8.05 km/h); Up to 6 mph (9.66 km/h) with high speed motor option
Range: ^{1,4}	Up to 15.5 miles (25 km)
Brakes:	"Intelligent Braking" electronic regenerative, disc park brake
Ground Clearance: ²	2.5 in. (6.35 cm) at suspension arm 3 in. (7.62 cm) at center of frame
Turning Radius: ²	20 in. (50.8 cm)
Overall Size: ^{2,6}	Length: 35.5 in. (90.17 cm) without front riggings Width: 24 in. (60.96 cm)
Drivetrain:	Two motor, Mid-wheel 6® drive
Batteries: ³	Two 12-volt, deep-cycle NF-22 batteries
Battery Charger:	8-amp, off-board
Weight Capacity:	300 lbs. (136 kg)
Component Weights: ⁵	Base: 138 lbs. (62 kg) Batteries: 38 lbs. (17.24 kg) each

¹ Varies with base model, user weight, terrain type, battery amp hour rating (Ah), battery charge, battery condition, motors, controller type, tire type, and tire condition. This specification is subject to a variance of +10%, -5%.

² Due to manufacturing tolerances and continued product improvement, this specification can be subject to a variance of (+ or -) 3%.

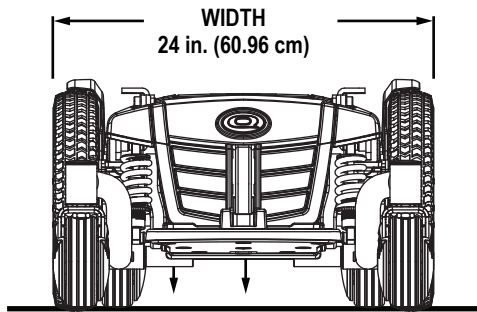
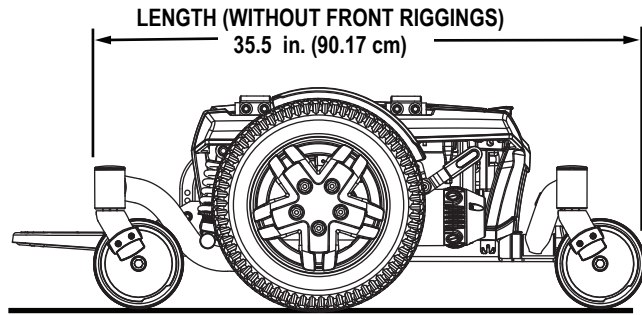
³ AGM or Gel-Cell type required. See VI. "Batteries and Charging."

⁴ Tested in accordance with ANSI/RESNA, WC Vol 2, Section 4 & ISO 7176-4 standards. Results derived from theoretical calculations based on battery specifications and drive system performance. Test conducted at maximum weight capacity.

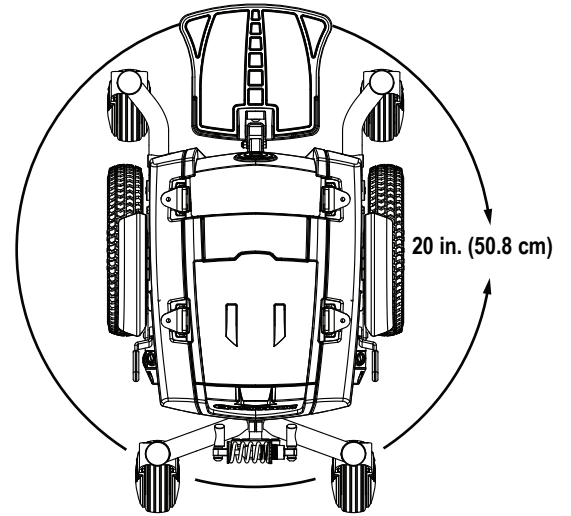
⁵ Battery weight may vary based on manufacturer.

⁶ Dimensions listed are for power base only. Overall measurements will vary based on seating and accessory selections.

NOTE: This product conforms to all applicable ANSI/RESNA testing requirements and ISO 7176 Series EN12184 standards. All specifications subject to change without notice.



GROUND CLEARANCE
3 in. (7.62 cm) AT CENTER OF FRAME
2.5 in. (6.35 cm) AT SUSPENSION ARM



TURNING RADIUS
(WITHOUT FRONT RIGGINGS)