

# Order Form

Discount: \_\_\_\_\_  
Terms: \_\_\_\_\_  
Freight: \_\_\_\_\_  
Taken By: \_\_\_\_\_



Reverse Configuration Shown  
with Stealth Seating

Account Number: \_\_\_\_\_  
Provider Name: \_\_\_\_\_  
Contact: \_\_\_\_\_  
Phone: \_\_\_\_\_  
Fax: \_\_\_\_\_  
Date: \_\_\_\_\_  
PO#: \_\_\_\_\_  
Marked For: \_\_\_\_\_  
Ship To Address: \_\_\_\_\_  
City: \_\_\_\_\_ State: \_\_\_\_\_ Zip: \_\_\_\_\_

*DME providers are responsible for determining appropriate billing codes when submitting for insurance reimbursement. HCPCS codes should not be considered as legal advice. All prices are MSRP.*

## BASE OPTIONS

Description	Price	HCPCS Code
<input type="checkbox"/> Litestream Jr. Folding Configuration: <input type="checkbox"/> Standard <input type="checkbox"/> Reverse	\$2,295	E1238
<input type="checkbox"/> Litestream Jr. Rigid Configuration: <input type="checkbox"/> Standard <input type="checkbox"/> Reverse	\$2,295	E1237

## TRANSIT SECUREMENT PACKAGE

Description	Price
<i>See Page 3 for Important Information Regarding Transit Kit</i>	
<input type="checkbox"/> Occupied Transit Kit	\$200
<input type="checkbox"/> Unoccupied Transit Kit	\$200

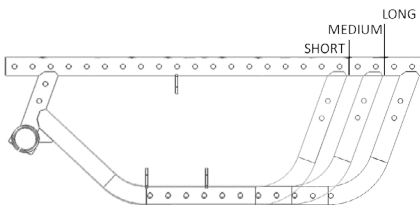
## COLOR SELECTION

- |   |  |
|---|--|
| <b>Metallic Colors:</b> N/C               | <b>Solid Colors:</b> N/C                 |
| <input type="checkbox"/> Cosmic Silver    | <input type="checkbox"/> Green Mantis    |
| <input type="checkbox"/> Pacific Blue     | <input type="checkbox"/> Pink Flamingo   |
| <input type="checkbox"/> Rainforest Green | <input type="checkbox"/> Arctic White    |
| <input type="checkbox"/> Plum Crazy       | <input type="checkbox"/> Orange Crush    |
| <input type="checkbox"/> Purple Haze      | <input type="checkbox"/> Red Hot         |
|   | <input type="checkbox"/> Blue Sky        |
|   | <input type="checkbox"/> Black Abyss     |
|   | <input type="checkbox"/> Yellow Sunshine |

## SEATING DIMENSIONS

[Click Here For Allowable Configurations](#)

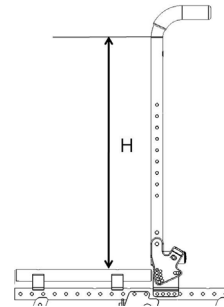
- Width:**  
 10"W     11"W     12"W     13"W     14"W  
 15"W     16"W
- Depth:**  
 10"D     11"D     12"D     13"D     15"D  
 16"D     17"D
- Frame Length:**  
 Short (10"D-13"D)     Medium (12"D-15"D)     Long (14"D-17"D)



Please Contact Stealth Products  
to Quote or Order Stealth Seating  
Systems (1-800-965-9229)

## BACK CANES

Description	Price
<input type="checkbox"/> Fold Forward, Angle Adjustable Canes With Push Handles Size: <input type="checkbox"/> 16"H <input type="checkbox"/> 18"H <input type="checkbox"/> 22"H <input type="checkbox"/> 24"H	No Charge
<input type="checkbox"/> Fold Forward Angle Adjustable Canes Without Push Handles Size: <input type="checkbox"/> 12"H <input type="checkbox"/> 14"H <input type="checkbox"/> 16"H <input type="checkbox"/> 18"H	No Charge



## ARMRESTS

Description	Price	HCPCS Code
<b>Arms:</b> <input type="checkbox"/> Cantilever Flip-up Height Adjustable, 10"L	No Charge	
<input type="checkbox"/> Angle Adjustable Cantilever, Flip-up, Height Adjustable, 8"-15"H <sup>1</sup> Style: <input type="checkbox"/> Locking <input type="checkbox"/> Non-locking Length: <input type="checkbox"/> Desk Length <input type="checkbox"/> Full Length	\$275	
<input type="checkbox"/> T-Arm, Height Adjustable, 8"-11"H <sup>1</sup> Length: <input type="checkbox"/> Desk Length <input type="checkbox"/> Full Length	\$275	E0973

1. May not be able to achieve lowest armrest height with certain lower STF heights with larger wheel sizes.

## WHEEL LOCKS<sup>1</sup>

Description	Price	HCPCS Code
<input type="checkbox"/> Push-to-Lock	No Charge	
<input type="checkbox"/> Push-to-Lock With Extensions	\$75	E0961
<input type="checkbox"/> Pull-to-Lock	No Charge	
<input type="checkbox"/> Pull-to-Lock With Extensions	\$75	E0961

1. Wheel locks will be behind drive wheels in reverse configurations.

## WHEEL TYPE

- Pre-Configured Wheels    See Page 2  
 Build-To-Order Wheels    See Page 2

**SEAT-TO-FLOOR HEIGHTS**

*Maximum dump of 2" is allowed.  
Rear Seat-To-Floor Height can not be higher than Front Seat-To-Floor Height.*

**Caster Wheel Seat-To-Floor:**

- 12"     12.5"     13"     13.5"     14"
- 14.5"     15"     15.5"     16"     16.5"
- 17.5"

**Drive Wheel Seat-To-Floor:**

- 11"<sup>1,2</sup>     11.5"<sup>1,2</sup>     12"     12.5"     13"
- 13.5"     14"     14.5"     14.5"     15"
- 15.5"     16"     16.5"     17"     17.5"
- 18"<sup>2</sup>     18.5"<sup>2</sup>     19"<sup>2</sup>     19.5"<sup>2</sup>

1. Available through SOF.
2. Only available in Standard Configuration with no front riggings.

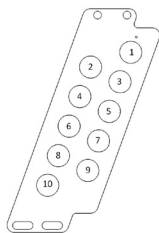
**DRIVE WHEEL SEAT-TO-FLOOR HEIGHT CHART**

*Chart shows Rear STF Height in Standard Configuration or Front STF Height in Reverse Configuration*

Axle Hole Number

	1	2	3	4	5	6	7	8	9	10
12"					11.0"	11.5"	12.0"	12.5"	13.0"	13.5"
16"	11.0"	11.5"	12.0"	12.5"	13.0"	13.5"	14.0"	14.5"	15.0"	15.5"
18"	12.0"	12.5"	13.0"	13.5"	14.0"	14.5"	15.0"	15.5"	16.0"	16.5"
20"	13.5"	14.0"	14.5"	15.0"	15.5"	16.0"	16.5"	17.0"	17.5"	18.0"
22" <sup>1</sup>	14.5"	15.0"	15.5"	16.0"	16.5"	17.0"	17.5"	18.0"	18.5"	19.0"
24" <sup>2</sup>	15.5"	16.0"	16.5"	17.0"	17.5"	18.0"	18.5"	19.0"	19.5"	

1. Requires 14"D or greater seat when used in Standard Configuration.
2. In Standard Configuration only works with 17"D Seat.



**PRE-CONFIGURED WHEEL ASSEMBLIES**

Description	Price	HCPCS Code
<input type="checkbox"/> Spinergy Wire Spokes Size: <input type="checkbox"/> 22" <input type="checkbox"/> 24"	No Charge	
<input type="checkbox"/> Composite Mag w/ Aluminum Handrim Size: <input type="checkbox"/> 16" <input type="checkbox"/> 18" <input type="checkbox"/> 20" <input type="checkbox"/> 22" <input type="checkbox"/> 24"	\$325	E2218
<input type="checkbox"/> 12" Composite Mag, Solid Tire	\$95	E2218
<input type="checkbox"/> Composite Mag w/ Vinyl Coated Hand Rim Size: <input type="checkbox"/> 20" <input type="checkbox"/> 22" <input type="checkbox"/> 24"	\$200	E2218

**RIMS**

Description	Price
<input type="checkbox"/> Composite Mags Size: <input type="checkbox"/> 20" <input type="checkbox"/> 22" <input type="checkbox"/> 24"	No Charge
<input type="checkbox"/> Spinergy Wire Spokes Size: <input type="checkbox"/> 20" <input type="checkbox"/> 22" <input type="checkbox"/> 24"	\$245

**TIRES**

Description	Price	HCPCS Code
<input type="checkbox"/> 1 <sup>3</sup> / <sub>8</sub> Gray Everyday Style: <input type="checkbox"/> Pneumatic <input type="checkbox"/> Flat Free Size: <input type="checkbox"/> 20" <input type="checkbox"/> 22" <input type="checkbox"/> 24"	No Charge \$145	E2213
<input type="checkbox"/> 1 <sup>3</sup> / <sub>8</sub> Polyurethane Full Profile Touring Tread Size: <input type="checkbox"/> 20" <input type="checkbox"/> 22" <input type="checkbox"/> 24"	\$180	E2218

**HANDRIMS**

Description	Price
<input type="checkbox"/> Anodized Aluminum Size: <input type="checkbox"/> 20" <input type="checkbox"/> 22" <input type="checkbox"/> 24"	No Charge
<input type="checkbox"/> Vinyl Coated Size: <input type="checkbox"/> 20" <input type="checkbox"/> 22" <input type="checkbox"/> 24"	\$200
<input type="checkbox"/> Projection Handrim Style: <input type="checkbox"/> 45° Oblique <input type="checkbox"/> Vertical Size: <input type="checkbox"/> 20" <input type="checkbox"/> 22" <input type="checkbox"/> 24"	\$195

**CASTER WHEEL SEAT-TO-FLOOR HEIGHT CHART**

*Chart shows Front STF Height in Standard Configuration or Rear STF Height in Reverse Configuration*

Seat-To-Floor Height

	12"	12.5"	13"	13.5"	14"	14.5"	15"	15.5"	16.5"
3"	S1	S2	S3/T2	T3	T4				
4"		S1	S2/T1	S3/T2	T3	T4			
5"				S2/T1	S3/T2	T3	T4/E2		
6"						S3/T2	T3	T4	
8"									T4

**CASTER FORKS**

- Short Fork
- Tall Fork



**CASTER WHEELS**

Description	Price
<b>3" Casters:</b> <input type="checkbox"/> Black Urethane	No Charge
<b>4" Casters:</b> <input type="checkbox"/> Black Urethane <input type="checkbox"/> Lighted Caster <input type="checkbox"/> Black Soft Roll <input type="checkbox"/> Colored Casters Color: <input type="checkbox"/> Blue <input type="checkbox"/> Orange <input type="checkbox"/> Red <input type="checkbox"/> Yellow <input type="checkbox"/> Green <input type="checkbox"/> Clear	No Charge \$68 \$230 \$85
<b>5" Casters:</b> <input type="checkbox"/> Black Urethane <input type="checkbox"/> Black Soft Roll <input type="checkbox"/> Gray Flat Free	No Charge \$230 \$65
<b>6" Casters:</b> <input type="checkbox"/> Black Urethane <input type="checkbox"/> Black Soft Roll	No Charge \$230
<b>8" Casters:<sup>1</sup></b> <input type="checkbox"/> Black Urethane	No Charge

1. Only available in standard configuration through SOF.

**AXLE SELECTION**

Description	Price
<input type="checkbox"/> Quick Release	No Charge

**BI-DIRECTIONAL FRONT RIGGINGS**

Description	Price
<input type="checkbox"/> No Front Riggings	
<input type="checkbox"/> Direct Mount Swing-Away, Aluminum, 6.50"-12.5"	No Charge
Angle: <input type="checkbox"/> 70° <input type="checkbox"/> 80° <input type="checkbox"/> 90°	
Set At <sup>1</sup> : <input type="checkbox"/> 6.5" <input type="checkbox"/> 7.5" <input type="checkbox"/> 8.5"	
<input type="checkbox"/> 9.5" <input type="checkbox"/> 10.5" <input type="checkbox"/> 12.5" <sup>2</sup>	

*Chart Applies To Standard Configuration Only. All Leg Lengths For Direct Mount Legrests Are Compatible With Reverse Configuration.*

DIRECT MOUNT LEGRESTS				
Caster Size	FRONT STF	70 Degree	80 Degree	90 Degree
3" Casters	12"	12.5"	12.5"	8.5"
	12.5"	12.5"	12.5"	8.5"
	13"	12.5"	12.5"	8.5"
	13.5"	12.5"	12.5"	9.5"
	14"	12.5"	12.5"	9.5"
	14.5"	12.5"	12.5"	10.5"
4" Casters	12.5"	12.5"	12.5"	7.5"
	13"	12.5"	12.5"	7.5"
	13.5"	12.5"	12.5"	8.5"
	14"	12.5"	12.5"	8.5"
	14.5"	12.5"	12.5"	9.5"
	15"	12.5"	12.5"	9.5"
5" Casters	13.5"	12.5"	7.5"	7.5"
	14"	12.5"	8.5"	7.5"
	14.5"	12.5"	8.5"	8.5"
	15"	12.5"	9.5"	8.5"
	15.5"	12.5"	9.5"	9.5"
6" Casters	14.5"	12.5"	7.5"	7.5"
	15"	12.5"	7.5"	7.5"
	15.5"	12.5"	8.5"	8.5"
	16"	12.5"	8.5"	8.5"
16.5"	12.5"	9.5"	9.5"	

<input type="checkbox"/> Extended Swing-Away, Aluminum, 11.75"-14.75" <sup>3</sup>	No Charge
Angle: <input type="checkbox"/> 60° <input type="checkbox"/> 70°	

EXTENDED LEGRESTS		
Front STF	60 Degree	70 Degree
12.5"	11.75"	11.75"
13"	12.5"	12.5"
13.5"	12.5"	12.5"
14"	13.25"	13.25"
14.5"	14.0"	13.25"
15"	14.0"	14.0"
15.5"	14.75"	14.0"
16"	14.75"	14.75"
16.5"	14.75"	14.75"

1. Measurement is taken from top of frame. When adding a seating system, adjust for thickness of seat.  
 2. Requires 2" extension not provided when ordering other leg lengths.  
 3. Not available with Transit Kit.

**FOOTPLATES**

Description	Price	HCPCS Code
<input type="checkbox"/> Composite Footplates <sup>1</sup>	No Charge	
Size: <input type="checkbox"/> 3.25" <input type="checkbox"/> 4.25" <input type="checkbox"/> 5.25"		
<input type="checkbox"/> Angle Adjustable Aluminum Footplate	\$185	K0040
Size: <input type="checkbox"/> 3.5" <input type="checkbox"/> 4.5" <input type="checkbox"/> 5.5"		
<input type="checkbox"/> Flip-Up Aluminum Footboard	\$350	
Size: <input type="checkbox"/> 12"-13" <input type="checkbox"/> 13"-16"		
<input type="checkbox"/> Omit Footplates		
<b>Accessories:</b>		
<input type="checkbox"/> Heel Loops	\$38	E0951
<input type="checkbox"/> High Mount, Clamp-On Footrest		
<input type="checkbox"/> Angle Adjustable		K0040
<input type="checkbox"/> Small, 4" x 7.75"	\$356	
<input type="checkbox"/> Large, 4.25" x 9.25"	\$356	
<input type="checkbox"/> Multi-Axis		K0040
<input type="checkbox"/> Small, 4" x 7.75"	\$456	
<input type="checkbox"/> Large, 4.25" x 9.25"	\$460	

1. Not available with Extended Swing Away or Elevating Legrests.

**ACCESSORIES**

Description	Price	HCPCS Code
<input type="checkbox"/> Adjustable Anti-Tips <sup>1</sup>	\$105	E0971
<input type="checkbox"/> Lap Belt	\$50	E0978
<input type="checkbox"/> Spoke Protectors <sup>2</sup>	\$90	K0065
Color: <input type="checkbox"/> Black <input type="checkbox"/> Clear		
Size: <input type="checkbox"/> 20" <input type="checkbox"/> 22" <input type="checkbox"/> 24"		
<input type="checkbox"/> Touch-up Paint	\$25	
<input type="checkbox"/> 7-Piece Tool Kit	\$25	
<input type="checkbox"/> Backpack w/ Quantum Logo	\$60	
<input type="checkbox"/> Stroller Handle, Height/Angle Adjustable <sup>3</sup>	\$85	

1. Anti-tips will face forward in reverse configuration.  
 2. Only available with spoke wheels.  
 3. Requires back canes with push handles. Not available on 10"W or 11"W frames.

**IMPORTANT TRANSIT KIT INFORMATION**

**THIS SECTION MUST BE READ**  
 The Transit Securement Package, when used in conjunction with a wheelchair with a wheelchair was tested in the specific configuration of a 14"x17" seat size, with 20" straight back canes, non-locking desk length arms, 90-degree bi-directional legrests, and a Stealth Products WC-20 complaint seating system conforms with the standard of ANSI/RESNA WC/Vol. 4, Section 19, for the purpose of enabling wheelchairs to be secured in certain types of motor vehicles. The Transit Securement Package, including manufacturer-installed front and rear securement brackets, has been crash tested in accordance with ANSI/RESNA WC/Vol. 4, Section 19, Frontal Impact Test, with a 130-lbs. (58.9 kg) surrogate occupant corresponding to a user weight range of 125 lbs. (56.7 kg) to 165 lbs. (74.8 kg). While the Transit Securement Package is compatible with additional seat sizes, optional components, and varied configurations, and provides designated securement points, Pride Mobility makes no claims that any other components or configurations have been tested beyond the above described ANSI/RESNA conforming configuration. Please refer to the Transit Securement Package supplement for additional information.  
**However, the transit kit can be purchased with any size chair.**