

Synergy Seating System Order Form



Discount: _____
Terms: _____
Freight: _____
Taken By: _____

Account Number: _____
Provider Name: _____
Contact: _____
Phone: _____ Fax: _____
E-Mail: _____
Date: _____
PO#: _____
Marked For: _____
Ship To Address: _____
City: _____ State: _____ Zip: _____

DME providers are responsible for determining appropriate billing codes when submitting for insurance reimbursement. HCPCS codes should not be considered as legal advice. All prices are MSRP.

BASES: SEATING SPECIFICATIONS:

300lb Weight Capacity. Max Dimensions 20"W x 20"D

- Jazzy Select 6
- Jazzy Select Elite
- J6
- J600 ES
- Quantum 610

300lb Weight Capacity. Max Dimensions 22"W x 22"D

- Q6 Edge
- Rival
- Jazzy Elite 14

300lb Weight Capacity. Max Dimensions 24"W x 24"D

- Q6000Z

400lb Weight Capacity. Max Dimensions 24"W x 24"D

- J614HD

450lb Weight Capacity. Max Dimensions 24"W x 24"D

- Jazzy Select Elite HD

450lb Weight Capacity. Max Dimensions 28"W x 28"D

- Q6 Edge HD

600lb Weight Capacity. Max Dimensions 32"W x 28"D

- Jazzy 1450
- Quantum 1450

For Discontinued Bases, Contact Inside Sales Specialist

Seat Width:

- | | | | | |
|------------------------------|------------------------------|------------------------------|------------------------------|------------------------------|
| <input type="checkbox"/> 10" | <input type="checkbox"/> 11" | <input type="checkbox"/> 12" | <input type="checkbox"/> 13" | <input type="checkbox"/> 14" |
| <input type="checkbox"/> 15" | <input type="checkbox"/> 16" | <input type="checkbox"/> 17" | <input type="checkbox"/> 18" | <input type="checkbox"/> 19" |
| <input type="checkbox"/> 20" | <input type="checkbox"/> 21" | <input type="checkbox"/> 22" | <input type="checkbox"/> 23" | <input type="checkbox"/> 24" |
| <input type="checkbox"/> 25" | <input type="checkbox"/> 26" | <input type="checkbox"/> 27" | <input type="checkbox"/> 28" | <input type="checkbox"/> 29" |
| <input type="checkbox"/> 30" | <input type="checkbox"/> 31" | <input type="checkbox"/> 32" | | |

Seat Width Package:

- | | | | |
|------------------------------------|------------------------------------|------------------------------------|------------------------------------|
| <input type="checkbox"/> 10"W-14"W | <input type="checkbox"/> 14"W-18"W | <input type="checkbox"/> 16"W-20"W | <input type="checkbox"/> 20"W-24"W |
| <input type="checkbox"/> 24"W-28"W | <input type="checkbox"/> 28"W-32"W | | |

Seat Depth:

- | | | | | |
|------------------------------|------------------------------|------------------------------|------------------------------|------------------------------|
| <input type="checkbox"/> 10" | <input type="checkbox"/> 11" | <input type="checkbox"/> 12" | <input type="checkbox"/> 13" | <input type="checkbox"/> 14" |
| <input type="checkbox"/> 15" | <input type="checkbox"/> 16" | <input type="checkbox"/> 17" | <input type="checkbox"/> 18" | <input type="checkbox"/> 19" |
| <input type="checkbox"/> 20" | <input type="checkbox"/> 21" | <input type="checkbox"/> 22" | <input type="checkbox"/> 23" | <input type="checkbox"/> 24" |
| <input type="checkbox"/> 25" | <input type="checkbox"/> 26" | <input type="checkbox"/> 27" | <input type="checkbox"/> 28" | |

Seat Depth Package:

- | | | | | |
|------------------------------------|------------------------------------|------------------------------------|------------------------------------|------------------------------------|
| <input type="checkbox"/> 10"D-14"D | <input type="checkbox"/> 14"D-18"D | <input type="checkbox"/> 15"D-20"D | <input type="checkbox"/> 20"D-24"D | <input type="checkbox"/> 24"D-28"D |
|------------------------------------|------------------------------------|------------------------------------|------------------------------------|------------------------------------|

Back Cane Height:

- | | | | |
|------------------------------|------------------------------|---|---|
| <input type="checkbox"/> 14" | <input type="checkbox"/> 15" | <input type="checkbox"/> 16" ⁴ | <input type="checkbox"/> 17" ⁴ |
| <input type="checkbox"/> 18" | <input type="checkbox"/> 19" | <input type="checkbox"/> 20" | <input type="checkbox"/> 21" |
| <input type="checkbox"/> 22" | <input type="checkbox"/> 23" | <input type="checkbox"/> 24" | <input type="checkbox"/> 25" |

4. Selection of a Synergy® Back & Flip Up Armrests disqualified 16" or 17"H back canes.

SYNERGY® BACK OPTIONS

Description	Price	HCPCS Code
<input type="checkbox"/> Sling Back	\$98	
<input type="checkbox"/> Heavy Duty Sling Back	\$150	
<i>Available in Widths 24"W and larger</i>		
<input type="checkbox"/> Omit Back	No Charge	
<input type="checkbox"/> Synergy® Back with 1.5" Thick Back Cushion	\$275	
Overall Back	<input type="checkbox"/> 18" H <input type="checkbox"/> 19" H <input type="checkbox"/> 20" H <input type="checkbox"/> 21" H	
Height:	<input type="checkbox"/> 22" H <input type="checkbox"/> 23" H <input type="checkbox"/> 24" H <input type="checkbox"/> 25" H	
Choose Lateral Extensions ¹ :		
<input type="checkbox"/> 6" for 13"-16"H Back	\$26.25	
<input type="checkbox"/> 10" for 17"-18"H Back	\$26.25	
<input type="checkbox"/> 12" For 19"-22"H Back	\$26.25	
<input type="checkbox"/> 16" For 23"-25"H Back	\$26.25	

1. Lateral extensions are required to mount lateral thoracic supports.

SYNERGY® SEATING SYSTEMS

Description	Price	HCPCS Code
<input type="checkbox"/> Synergy Seating Frame List base serial # for off chair seating	\$830	
S/N: _____		
<input type="checkbox"/> Standard Stem Mounts		
<input type="checkbox"/> 2" Extended Vertical Stem Mounts ¹		
<input type="checkbox"/> Synergy Manual Recline Package ²	\$700	E1226
<input type="checkbox"/> Synergy Manual Tilt Package ³	\$550	K0108
<i>Max. Seat Size 14"W x 14"D, 75 lbs Weight Capacity</i>		

1. Lowest seat-to-floor height not available. Not available on Manual Tilt or Manual Recline Systems, Power Elevating Seats, Jazzy Select Systems, J614HD, 1450, Rival, 6000ZHD or Edge HD.
2. Not available with Flip Back Arms, Cantilever Arms, Shape Back or Power Elevate, AFP, Jazzy Select Systems, J614HD or J600 ES. Requires 22"H canes. Pivot point 2.5" above seat pan.
3. In i-Quantum this option is chosen under "Width Package Type". Not available with Power Elevate, Jazzy Select Systems, J614HD or J600 ES

SYNERGY® BACK OPTIONS (CONT'D)

Description	Price	HCPCS Code
<input type="checkbox"/> TRU-Comfort™ Back ¹ 4-way Stretch Material Cover Width: <input type="checkbox"/> 16"W <input type="checkbox"/> 18" W <input type="checkbox"/> 20"W	\$675	E2620
Overall Back Height ² : <input type="checkbox"/> 20" H <input type="checkbox"/> 21" H <input type="checkbox"/> 22"H <input type="checkbox"/> 23"H <input type="checkbox"/> 24"H <input type="checkbox"/> 25"H <input type="checkbox"/> 27"H <input type="checkbox"/> 28"H		
Width: <input type="checkbox"/> 17"W <input type="checkbox"/> 19"W	\$675	E2620
Overall Back Height ² : <input type="checkbox"/> 22"H <input type="checkbox"/> 23"H <input type="checkbox"/> 24"H <input type="checkbox"/> 25"H <input type="checkbox"/> 27"H <input type="checkbox"/> 28"H		
Width: <input type="checkbox"/> 22"W <input type="checkbox"/> 24"W	\$775	E2621
Overall Back Height ² : <input type="checkbox"/> 24"H <input type="checkbox"/> 25"H <input type="checkbox"/> 27"H <input type="checkbox"/> 28"H		
Synergy® Back Cane Options:		
<input type="checkbox"/> Standard Back Canes	Standard	
<input type="checkbox"/> Omit Push Handles	\$125	
<input type="checkbox"/> Flip Forward Back Canes ³	\$150	
<input type="checkbox"/> Omit Push Handles	\$125	
<input type="checkbox"/> Offset (Meso) ⁴	\$195	
<input type="checkbox"/> 2" (1" Per Side) <input type="checkbox"/> 4" (2" Per Side)		
<input type="checkbox"/> Inset (Endo) ⁵	\$195	
<input type="checkbox"/> 2" (1" Per Side) <input type="checkbox"/> 4" (2" Per Side)		

1. Not available on Specialty Seating Kit.
 2. Overall Back height measurement is measured from the seat pan to the top of the back, +/- 1/2".
 3. Not available with Vent Tray, O2 Holder, cane mounted or cantilever armrests. Also not available w/ a Synergy manual recline or manual tilt. May interfere with Lateral Supports and Waterfall Armpads.
 4. Dual Post Flip-back Armrests interfere with offset canes. Not available w/ a manual tilt of manual recline.

JOYSTICK RECEIVER MOUNT

Description	Price
<input type="checkbox"/> Universal Joystick Receiver Mount	No Charge
<input type="checkbox"/> Left <input type="checkbox"/> Right	
<input type="checkbox"/> Omit Universal Joystick Receiver Mount	No Charge

SYNERGY® ARMRESTS

Description	Price	HCPCS Code
<input type="checkbox"/> Flip-back, Cane Mounted ¹	No Charge	
<input type="checkbox"/> 2-post, Flip-back, Height-adjustable, Removable ^{2,3}	\$150 ea.	E0973
<input type="checkbox"/> Single-post, Height-adjustable, Removable ^{3,4}	\$75 ea.	E0973
<input type="checkbox"/> Quad Release Lever		
<input type="checkbox"/> Removable, Single-post, Height Adjustable, Heavy Duty	\$75 ea.	E0973
<input type="checkbox"/> 8"H - 12"H <input type="checkbox"/> 10"H-14"H		
<input type="checkbox"/> Pediatric, Removable ⁵	\$75 ea.	E0973
<input type="checkbox"/> Quad Release Lever		
<input type="checkbox"/> Bariatric, Removable, Height Adjustable ⁶	\$75 ea.	E0973
<input type="checkbox"/> 8"H - 12"H <input type="checkbox"/> 10"H-14"H		
<input type="checkbox"/> Height Adjustable Cantilever Armrests ⁷	\$195	

1. Interferes with swing-away laterals. Not available on flip forward canes or manual recline.
 2. Interferes with swing-away laterals. Height adjustable from 9"-13" in 1" increments.
 3. Not available with a depth less than 16".
 4. Height adjustable from 11"-17" in 1/2" increments
 5. Height adjustable from 7.75"-9.75" in 1/2" increments. Full length armpads not available
 6. Bariatric Armrests require Bariatric Armpads
 7. Height adjustment from 11"-17" depends on cane height. Not available with Manual Recline, Flip Forward back canes & Shape Back.

SYNERGY® ARMPADS

Description	Price
<input type="checkbox"/> Straight, Full Length (2"x14")	Standard
<input type="checkbox"/> Left <input type="checkbox"/> Right	
<input type="checkbox"/> Straight, Desk Length (2"x10")	No Charge
<input type="checkbox"/> Left <input type="checkbox"/> Right	
<input type="checkbox"/> Waterfall, Full Length (2"x14") ¹	No Charge
<input type="checkbox"/> Left <input type="checkbox"/> Right	
<input type="checkbox"/> Waterfall, Desk Length (2"x10") ¹	No Charge
<input type="checkbox"/> Left <input type="checkbox"/> Right	
<input type="checkbox"/> Falcon Gel, Full Length, (3.5"x14")*	\$92.50 ea.
<input type="checkbox"/> Left <input type="checkbox"/> Right	
<input type="checkbox"/> Full Length Gel Armpad Mounting Plate (Required)*	\$56.69 ea.
<input type="checkbox"/> Falcon Gel, Desk Length, (3.5"x10")*	\$70.00 ea.
<input type="checkbox"/> Left <input type="checkbox"/> Right	
<input type="checkbox"/> Desk Length Gel Armpad Mounting Plate (Required)*	\$53.52 ea.
<input type="checkbox"/> Flat, Bariatric ²	No Charge
<input type="checkbox"/> Left <input type="checkbox"/> Right	

1. Not available w/ Cane Mounted. Flip Back Armrests combined with a Synergy Back.
 2. Bariatric Armrests require Bariatric Armpads

LED LIGHT PACKAGE

Description	Price
<input type="checkbox"/> Through Q-Logic 2 EX w/ Lights	\$995

LAP BELTS

Description	Price
<input type="checkbox"/> 38" Lap Belt	Standard
<input type="checkbox"/> 50" Lap Belt	Standard
<input type="checkbox"/> 60" Lap Belt	Standard
<input type="checkbox"/> 60" Non-Retractable (Sure-Lok) ¹	Standard
<input type="checkbox"/> 60" Padded Lap Belt	\$125
<input type="checkbox"/> 70" Lap Belt	Standard
<input type="checkbox"/> 80" Lap Belt	Standard
<input type="checkbox"/> 90" Lap Belt	Standard

1. Only needed with the occupied transit kit.

LATERALS

Description	Price	HCPCS Code
<input type="checkbox"/> Stealth Thoracic Laterals (pair)*		
Bracket:		
<input type="checkbox"/> Swing-Away Rail Mounted	\$472.50	E1028
<i>For Use on Synergy Back and Tru-Comfort</i>		
Pad:		
<input type="checkbox"/> Curved Pad, 3"x5", 4-Way Stretch Cover	\$210	E0956
<input type="checkbox"/> Curved Pad, 4"x6", 4-Way Stretch Cover	\$210	E0956

1. Swing-away laterals interfere with flip-up armrests.

Items marked with a (*) should be chosen in the Positioning Components screen in iQuantum

LATERALS (CONT'D)

Description	Price	HCPCS Code
<input type="checkbox"/> Stealth Pelvic/Thigh Laterals*		
Side:		
<input type="checkbox"/> Left Side		
<input type="checkbox"/> Right Side		
Bracket:		
<input type="checkbox"/> Removable Bracket (ea.)	\$262.50	E1028
<input type="checkbox"/> Removable Bracket w/ 1" Offset (ea.)	\$400	E1028
<input type="checkbox"/> Flip Down Bracket (ea.)	\$236.25	E1028
Pad:		
<input type="checkbox"/> Short Pad, 4"x4" (ea.)	\$75	E0956
<input type="checkbox"/> Medium Pad, 4"x8" (ea.)	\$75	E0956
<input type="checkbox"/> Long Pad, 4"x12" (ea.)	\$75	E0956
Adapter:		
<input type="checkbox"/> 2" Depth/Height Adapter Plate (ea.) ¹	\$26.25	K0108

1. Height adapter plate is needed w/ Tru Comfort seat cushion. Not available on the flip down bracket.

NON-POWER LEGRESTS

Description	Price	HCPCS Code
<input type="checkbox"/> 60-90° Swing-away Legrests¹	\$162	
(Adjustable in 5° increments)		
<input type="checkbox"/> Standard Extruded Footplates	No Charge	
Standard Extruded Extensions:		
<input type="checkbox"/> 13"-16.5"		
<input type="checkbox"/> 15.5"-19.5"		
Standard Extruded Footplates:		
<input type="checkbox"/> 7.25" x 6"		
<input type="checkbox"/> 8.5" x 6"		
<input type="checkbox"/> Angle-Adjustable Footplates ²	\$85 ea.	K0040 ³
Angle Adjustable Extensions:		
<input type="checkbox"/> 13"-16.5"		
<input type="checkbox"/> 15.5"-19.5"		
Angle-Adjustable Footplates:		
<input type="checkbox"/> 4" x 6"		<input type="checkbox"/> 5" x 8"
<input type="checkbox"/> 6" x 8" ⁴		<input type="checkbox"/> 8" x 11" ⁵
<input type="checkbox"/> 6" x 11" ⁴		
<input type="checkbox"/> Multi-Axis Footplates	\$495	K0040 ³
Multi-Axis Extensions:		
<input type="checkbox"/> 15.5"-19.5"		
Multi-Axis Footplates:		
<input type="checkbox"/> 4" x 6"		<input type="checkbox"/> 5" x 8"
<input type="checkbox"/> 6" x 8" ⁴		<input type="checkbox"/> 8" x 11" ⁵
<input type="checkbox"/> 6" x 11" ⁴		
<input type="checkbox"/> 90° Pediatric Swing-Away Legrests⁶	\$162	
<input type="checkbox"/> Angle Adjustable Footplates ²		
Angle Adjustable Extension Length:		
<input type="checkbox"/> 7"-10"		
Angle Adjustable Footplate Size:		
<input type="checkbox"/> 4" x 6"		<input type="checkbox"/> 5" x 6"
<input type="checkbox"/> Heavy Duty Drop-In Legrests⁶	\$420	
<input type="checkbox"/> Angle Adjustable Footplates ²	\$85 ea.	K0040 ³
Angle Adjustable Extension Length:		
<input type="checkbox"/> 12"-14.5"		<input type="checkbox"/> 14.5" -18"
Angle Adjustable Footplate Size:		
<input type="checkbox"/> 4" x 6"		<input type="checkbox"/> 5" x 8"
<input type="checkbox"/> 6" x 8" ⁴		<input type="checkbox"/> 8" x 11" ⁵
<input type="checkbox"/> 6" x 11" ⁴		
<input type="checkbox"/> Elevating Legrests⁶	\$325	K0195/E0990 ⁷
<input type="checkbox"/> Standard Footplates		
Standard Extruded Extension Length:		
<input type="checkbox"/> 11"-14"		<input type="checkbox"/> 14"-17"
Standard Extruded Footplate Size:		
<input type="checkbox"/> 7.25" x 6"		<input type="checkbox"/> 8.5" x 6"
<input type="checkbox"/> Angle Adjustable Footplates ²	\$85 ea.	K0040 ³
Angle Adjustable Extension Length:		
<input type="checkbox"/> 12"-14.5"		<input type="checkbox"/> 14.5" -18"
Angle Adjustable Footplate Size:		
<input type="checkbox"/> 4" x 6"		<input type="checkbox"/> 5" x 8"
<input type="checkbox"/> 6" x 8" ⁴		<input type="checkbox"/> 8" x 11" ⁵
<input type="checkbox"/> 6" x 11" ⁴		
<input type="checkbox"/> High Mount, Clamp-On Footplates*		
<input type="checkbox"/> Angle Adjustable		K0040 ³
<input type="checkbox"/> Small, 4" x 7.75"	\$356	
<input type="checkbox"/> Large, 4.25" x 9.25"	\$356	
<input type="checkbox"/> Multi-Axis		K0040 ³
<input type="checkbox"/> Large, 4.25" x 9.25"	\$460	

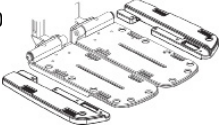
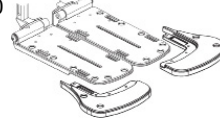
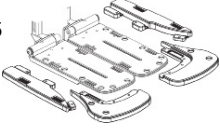
1. Possible caster wheel interference when adjusted to less than 70 degrees.
 2. Includes Heel Loops
 3. K0040 code is not separately reimbursable on Group 2 bases.
 4. Causes interference on seat widths less than 18".
 5. Causes interference on seat widths less than 20".
 6. Extensions are measured from the seatpan to footplate.
 7. E0990 code used for purchase. K0195 code used for capped rental.

HEADRESTS

Description	Price	HCPCS Code
<input type="checkbox"/> No Headrest Required		
Stealth:		
<input type="checkbox"/> Small (9.75"W x 3"H) (STL-OTSM250)	\$64.20	E0955
<input type="checkbox"/> Large (11"W x 6"H) (STL-OTLG150)	\$80.25	E0955
<input type="checkbox"/> Pediatric Comfort Plus (6"W) (CPN350)	\$151.94	E0955
<input type="checkbox"/> Small Comfort Plus (10"W) (CP250)	\$151.94	E0955
<input type="checkbox"/> Large Comfort Plus (14"W) (CP150)	\$151.94	E0955
<input type="checkbox"/> Removable Headrest Bracket ² (HMO475P)	\$160.50	E1028
Aftermarket Bracket:		
<input type="checkbox"/> Stealth's World's Best Removable Headrest Hardware (TWB485)	\$220.50	E1028

Items marked with a (*) should be chosen in the Positioning Components screen in iQuantum

ADJUSTABLE CENTER MOUNT FOOT PLATFORM

Description	Price
<input type="checkbox"/> Adjustable Center Mount Foot Platform ¹	\$250
Footplates :	
<input type="checkbox"/> 10"W x 11"D Split Footplates	
<input type="checkbox"/> 10"W x 8"D Split Footplates	
Extensions: ²	
<input type="checkbox"/> 10"-16" Ext.	
Calf Supports ³ :	
<input type="checkbox"/> Calf Pads (pair)	
<input type="checkbox"/> Small (6"H x 6"W)	\$150
<input type="checkbox"/> Large (8"H x 8"W, Tapered to 6"W)	\$150
<input type="checkbox"/> Calf Panel (ea.)	
<input type="checkbox"/> Small (8"H x 18"W)	\$150
<input type="checkbox"/> Large (8"H x 24"W) ⁴	\$200
Optional Modular Footplate Extension Components/Kits ^{3,5}	
<input type="checkbox"/> 4" Width Extension Kit	\$50
	
<input type="checkbox"/> 2" Bell Shaped, Length Extension Kit	\$50
	
<input type="checkbox"/> 4" Width Extension with 2" Bell Shaped, Length Extension Kit	\$75
	
Additional Optional Accessories ^{3,4} :	
<input type="checkbox"/> Footplate Connector	\$15

1. Not available on 614 or Select Series.
 2. Extension length is measured from top of the seat pan to footplate.
 3. Choose in Rigging Accessory Section in iQuantum.
 4. Only available on 20"W or greater.
 5. Assembly required. May require seating configuration adjustments to avoid front caster interference. N/A with the 10"W x 8"D footplates.

ELECTRONICS FOR POWER OPTIONS


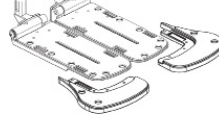
Description	Price	HCPCS Code
<input type="checkbox"/> Single Actuator Through Joystick		
<input type="checkbox"/> NE+	\$1,175	E2310
<input type="checkbox"/> Remote+	\$1,175	E2310
<input type="checkbox"/> Q-Logic 2 EX	\$1,175	E2310
<input type="checkbox"/> Q-Logic 2 EX w/ Upgraded Module For Future Actuator Expansion	\$2,375	
<input type="checkbox"/> Multiple Actuator Through Joystick	\$2,375	E2311
<input type="checkbox"/> NE+ (2 Actuators Maximum)		
<input type="checkbox"/> Remote+		
<input type="checkbox"/> Q-Logic 2 EX		

POWER ELEVATING LEGRESTS

Description	Price	HCPCS Code
<input type="checkbox"/> 70° Articulating Swing-Away Legrests, 4" Articulation Range ¹	\$2,395	E1010
<input type="checkbox"/> Quad Release Lever		
Calf Pads ² :		
<input type="checkbox"/> 6" x 5.35"		<input type="checkbox"/> 8" x 5.86"
Angle Adjustable Extension Length ³ :		
<input type="checkbox"/> 11"-13"		<input type="checkbox"/> 14.5"-18"
Angle Adjustable Footplate Size:		
<input type="checkbox"/> 4" x 6"	<input type="checkbox"/> 5" x 6"	<input type="checkbox"/> 5" x 8"
<input type="checkbox"/> 6" x 8" ⁴	<input type="checkbox"/> 6" x 11" ⁴	<input type="checkbox"/> 8" x 11" ⁵
Operational Method:		
<input type="checkbox"/> Independent		<input type="checkbox"/> Combined

1. Not available on J6, Q610 or Select Series
 2. Choose in Rigging Accessory Section in iQuantum.
 3. Extensions are measured from top of seat pan to footplate.
 4. Only available with seat width 18" or greater.
 5. Only available with seat width 20" or greater.

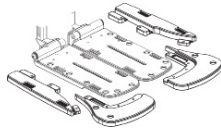
CENTER MOUNT POWER ARTICULATING FOOT PLATFORM

Description	Price	HCPCS Code
<input type="checkbox"/> Center Mount power Articulating Foot Platform ¹	\$2895	K0108
Footplates :		
<input type="checkbox"/> 10"W x 11"D Split Footplates		
<input type="checkbox"/> 10"W x 8"D Split Footplates		
Extensions: ²		
<input type="checkbox"/> 10"-16" Ext.		
Calf Supports ³ :		
<input type="checkbox"/> Calf Pads (pair)		
<input type="checkbox"/> Small (6"H x 6"W)		
<input type="checkbox"/> Large (8"H x 8"W, Tapered to 6"W)		
<input type="checkbox"/> Calf Panel (ea.)		
<input type="checkbox"/> Small (8"H x 18"W)	\$150	
<input type="checkbox"/> Large (8"H x 24"W) ⁴	\$200	
Optional Modular Footplate Extension Components/Kits ^{3,5}		
<input type="checkbox"/> 4" Width Extension Kit	\$50	
		
<input type="checkbox"/> 2" Bell Shaped, Length Extension Kit	\$50	
		

1. Only available on Q6Edge, Q610, Q6000Z, Q6400Z, Q1450 and J6.
 2. Extension length is measured from top of the seat pan to footplate.
 3. Choose in Rigging Accessory Section in iQuantum.
 4. Only available on 20"W or greater.
 5. Assembly required. May require seating configuration adjustments to avoid front caster interference. N/A with the 10"W x 8"D footplates.

Items marked with a (*) should be chosen in the Positioning Components screen in iQuantum

CENTER MOUNT POWER ARTICULATING FOOT PLATFORM (CONT'D)

Description	Price
<input type="checkbox"/> 4" Width Extension with 2" Bell Shaped, Length Extension Kit	\$75
	
Additional Optional Accessories ^{1,2} :	
<input type="checkbox"/> Footplate Connector	\$15
<input type="checkbox"/> Wheel Bumpers, pair	\$12.50 ea.

1. Choose in Rigging Accessory Section in iQuantum.
 2. Assembly required. May require seating configuration adjustments to avoid front caster interference.

FOOT RIGGING ACCESSORIES

Description	Price	HCPCS Code
<input type="checkbox"/> Wheel Bumpers	\$12.50 ea.	
<input type="checkbox"/> Heel Loops (pair) ¹	\$50	E0951
<input type="checkbox"/> Gel Neoprene Footrest Sleeve (pair) ²	\$80	K0108
<input type="checkbox"/> ELR/ALR Adductor Buttons (pair)	\$125	K0108
<input type="checkbox"/> Residual Limb Support	\$300	E1020
<input type="checkbox"/> Left <input type="checkbox"/> Right		

1. Standard with angle adjustable footplates.
 2. Available only with swing-away legrests.

SYNERGY® SEAT CUSHIONS

Description	Price	HCPCS Code
<input type="checkbox"/> No Cushion Required		
<i>Please refer to Synergy order forms for detailed pricing, sizes and codes.</i>		
Simplicity Cushion <i>General Use</i>		
<input type="checkbox"/> 16" x 16" - 20" x 20"	\$98	E2601
<input type="checkbox"/> 22" x 16" - 24" x 24"	\$98	E2602
Solution® 1 Cushion <i>Skin Protection:</i>		
<input type="checkbox"/> 14" x 14" - 20" x 24"	\$430	E2603
<input type="checkbox"/> 22" x 16" - 24" x 24"	\$480	E2604
Solution® Cushion <i>Skin Protection & Positioning</i>		
<input type="checkbox"/> 10" x 10" - 20" x 24"	\$430	E2607
<input type="checkbox"/> 22" x 16" - 24" x 24"	\$480	E2608
Spectrum® Gel Cushion <i>Positioning</i>		
<input type="checkbox"/> 12" x 10" - 20" x 24"	\$530	E2605
<input type="checkbox"/> 22" x 16" - 24" x 24"	\$580	E2606
Spectrum® Visco Cushion <i>Skin Protection & Positioning</i>		
<input type="checkbox"/> 10" x 10" - 20" x 24"	\$530	E2607
<input type="checkbox"/> 22" x 16" - 32" x 28"	\$580	E2608
TRU-Comfort™ 2 4-Way Stretch <i>Skin Protection</i>		
<input type="checkbox"/> 16" x 14" - 20" x 20"	\$400	E2603
<input type="checkbox"/> 22" x 16" - 22" x 24"	\$500	E2604

Items marked with a (*) should be chosen in the Positioning Components screen in iQuantum

ACCESSORIES

Description	Price	HCPCS Code
<input type="checkbox"/> Rear Basket ¹	\$118	
<input type="checkbox"/> Cane/Crutch Holder ¹	\$110	E2207
<input type="checkbox"/> Weather Cover, Medium, Black	\$168	
<input type="checkbox"/> Cup Holder	No Charge	
Side:		
<input type="checkbox"/> Left <input type="checkbox"/> Right		
<input type="checkbox"/> Saddle Bag	\$35	
<input type="checkbox"/> Flag Holder	\$25	
<input type="checkbox"/> Quantum Backpack ²	\$75	
<input type="checkbox"/> Oxygen Holder, Synergy Seat ³	\$150	E2208
<input type="checkbox"/> Walker Holder	\$103	K0108
<input type="checkbox"/> Tablet Holder	\$315	
<input type="checkbox"/> Deluxe Cell Phone/Media Holder	\$140	

1. Includes mounting hardware.
 2. Backpack may interfere w/ other rear accessories.
 3. Not available with Synergy manual recline or manual tilt. Includes mounting hardware.